

System Configuration User Manual
Oracle Banking APIs
Release 22.1.1.0.0

Part No. F56934-01

August 2022

ORACLE®

System Configuration User Manual

August 2022

Oracle Financial Services Software Limited

Oracle Park

Off Western Express Highway

Goregaon (East)

Mumbai, Maharashtra 400 063

India

Worldwide Inquiries:

Phone: +91 22 6718 3000

Fax:+91 22 6718 3001

www.oracle.com/financialservices/

Copyright © 2006, 2022, Oracle and/or its affiliates. All rights reserved.

Oracle and Java are registered trademarks of Oracle and/or its affiliates. Other names may be trademarks of their respective owners.

U.S. GOVERNMENT END USERS: Oracle programs, including any operating system, integrated software, any programs installed on the hardware, and/or documentation, delivered to U.S. Government end users are “commercial computer software” pursuant to the applicable Federal Acquisition Regulation and agency-specific supplemental regulations. As such, use, duplication, disclosure, modification, and adaptation of the programs, including any operating system, integrated software, any programs installed on the hardware, and/or documentation, shall be subject to license terms and license restrictions applicable to the programs. No other rights are granted to the U.S. Government.

This software or hardware is developed for general use in a variety of information management applications. It is not developed or intended for use in any inherently dangerous applications, including applications that may create a risk of personal injury. If you use this software or hardware in dangerous applications, then you shall be responsible to take all appropriate failsafe, backup, redundancy, and other measures to ensure its safe use. Oracle Corporation and its affiliates disclaim any liability for any damages caused by use of this software or hardware in dangerous applications.

This software and related documentation are provided under a license agreement containing restrictions on use and disclosure and are protected by intellectual property laws. Except as expressly permitted in your license agreement or allowed by law, you may not use, copy, reproduce, translate, broadcast, modify, license, transmit, distribute, exhibit, perform, publish or display any part, in any form, or by any means. Reverse engineering, disassembly, or decompilation of this software, unless required by law for interoperability, is prohibited.

The information contained herein is subject to change without notice and is not warranted to be error-free. If you find any errors, please report them to us in writing.

This software or hardware and documentation may provide access to or information on content, products and services from third parties. Oracle Corporation and its affiliates are not responsible for and expressly disclaim all warranties of any kind with respect to third-party content, products, and services. Oracle Corporation and its affiliates will not be responsible for any loss, costs, or damages incurred due to your access to or use of third-party content, products, or services.

Table of Contents

1. Preface	1-1
1.1 Intended Audience.....	1-1
1.2 Documentation Accessibility	1-1
1.3 Access to Oracle Support.....	1-1
1.4 Structure	1-1
1.5 Related Information Sources.....	1-1
2. Multi Entity Implementation	2-1
3. System Configuration.....	3-1
3.1 System Configuration – Entity Definition	3-2
4. System Configuration – HOST System as FCUBS	4-1
4.1 System Configuration – View and Edit	4-45
5. System Configuration – HOST System as FCORE.....	5-1
5.1 System Configuration – View and Edit	5-35
6. System Configuration – Host System as OBPM.....	6-1
6.1 System Configuration – OBPM – View and Edit	6-32
7. System Configuration – Host System as Third Party	7-1
7.1 System Configuration – Third Party – View and Edit	7-32

1. Preface

1.1 Intended Audience

This document is intended for the following audience:

- Customers
- Partners

1.2 Documentation Accessibility

For information about Oracle's commitment to accessibility, visit the Oracle Accessibility Program website at <http://www.oracle.com/pls/topic/lookup?ctx=acc&id=docacc>.

1.3 Access to Oracle Support

Oracle customers have access to electronic support through My Oracle Support. For information, visit

<http://www.oracle.com/pls/topic/lookup?ctx=acc&id=info> or visit

<http://www.oracle.com/pls/topic/lookup?ctx=acc&id=trs> if you are hearing impaired.

1.4 Structure

This manual is organized into the following categories:

Preface gives information on the intended audience. It also describes the overall structure of the User Manual.

Introduction provides brief information on the overall functionality covered in the User Manual.

The subsequent chapters provide information on transactions covered in the User Manual.

Each transaction is explained in the following manner:

- Introduction to the transaction
- Screenshots of the transaction
- The images of screens used in this user manual are for illustrative purpose only, to provide improved understanding of the functionality; actual screens that appear in the application may vary based on selected browser, theme, and mobile devices.
- Procedure containing steps to complete the transaction- The mandatory and conditional fields of the transaction are explained in the procedure. If a transaction contains multiple procedures, each procedure is explained. If some functionality is present in many transactions, this functionality is explained separately.

1.5 Related Information Sources

For more information on Oracle Banking APIs Release 22.1.1.0.0, refer to the following documents:

- Oracle Banking APIs Licensing Guide
- Oracle Banking APIs Installation Manuals

2. Multi Entity Implementation

Banks can have multiple implementations across different geographies or can have multiple brands within the same legal entity

Multi Entity is a mechanism through which the banks can deploy a single instance of OBDX platform and onboard multiple entities onto the platform.

The same platform can host data of multiple entities on a single instance that runs on a set of resources. The banks can have data sharing enabled across multiple entities so that users from one entity can have access to data of other entities if required.

As part of the OBDX Installer, there will always be default entity created along with a system administrator.

If the implementation of the bank is multi entity enabled, system administrator can create new entities with their details as part of system configuration and also edit details of the default entity.

The system administrator by default gets access to all the created as well as the default entities.

There is a parameter for multi entity enabled implementation wherein the bank can decide if data sharing across entities is required.

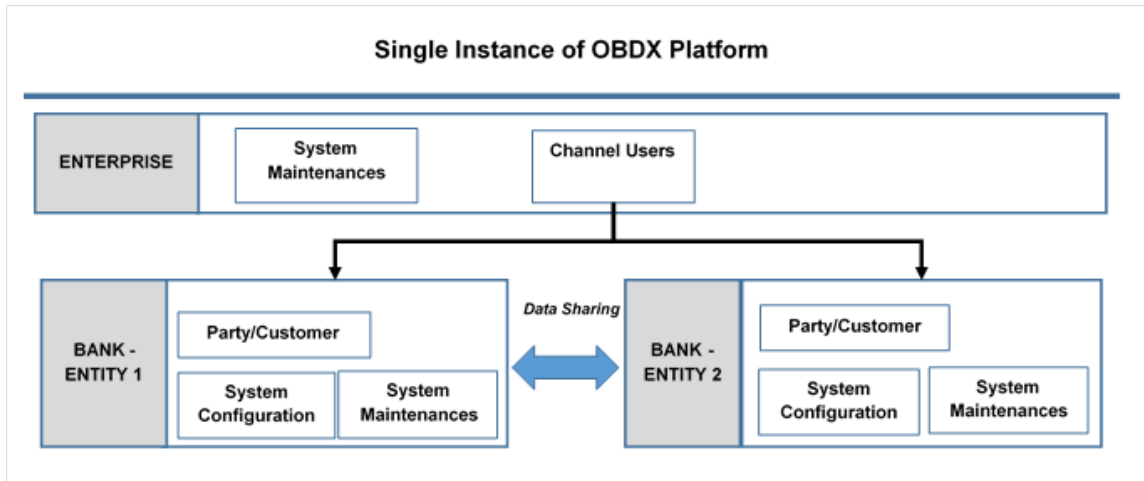
Note: Currently in the system, data sharing across entities is always enabled and the same cannot be disabled by the user.

Users can be mapped to more than one entity depending on the implementation requirements. User always has a default/home entity to which he/she is mapped to and can also have accessible entities to access details of other entities.

If there is a need by the bank wherein some of the users i.e. bank administrator or corporate/retail users should not get access to all of the created entities then the same can be controlled through User Management by not giving access to the required entities.

For users who have access to multiple entities, there will be an entity switcher as part of the transaction/inquiry screen wherein the user can switch the entity to the home/accessible entity and inquire details of that entity.

The system maintenances can be at an enterprise level i.e. the same maintenance/configuration being applicable for all the created entities and certain maintenances are specific to an entity i.e. each entity can have a different setup or configuration.



The classification of administrative maintenances being at an enterprise or an entity level is present below:

Sr No.	Transactions	Entity/Enterprise	Remarks
1	System Configuration	Entity	
2	Transaction Aspects	Enterprise	
3	Limits Definition	Entity	
4	Limits Package	Entity	
5	Spend Category Maintenance	Entity	
6	Goal Category Maintenance	Entity	
7	System Rules	Enterprise	Role level limits will be defined for each entity
8	Role Transaction Mapping	Enterprise	
9	Payment Purpose Mapping	Entity	
10	Payee Restrictions	Entity	
11	Biller Category Mapping	Entity	
12	Authentication	Entity	
13	Manage Security Questions	Enterprise	
14	Password Policy Maintenance	Enterprise	

Sr No.	Transactions	Entity/Enterprise	Remarks
15	User Group Subject Mapping	Entity	
16	Alerts Maintenance	Enterprise	Alerts message template are at entity level
17	Mailers	Entity	
18	Mailbox	Entity	
19	User Print Information	Enterprise	
20	User Onboarding	Entity	
21	Merchant Onboarding	Entity	
22	Transaction Blackout	Entity	
23	Working Window	Entity	
24	Manage Brand	Entity	
25	Audit Log	Entity	
26	ATM/ Branch Maintenance	Entity	
27	Product Mapping	Entity	
28	Party Preferences	Entity	
29	Party to Party Linkage	Entity	
30	Workflow Management	Entity	
31	Rules Management	Entity	
32	Party Account Access	Entity	
33	User Account Access	Entity	
34	Service Request	Entity	
35	File Identifier Maintenance	Entity	
36	User File Identifier Mapping	Entity	
37	Reports	Enterprise	
38	User Report Mapping	Entity	
39	User Group Management	Entity	

Sr No.	Transactions	Entity/Enterprise	Remarks
40	Alert Subscription	Enterprise	
41	Session Summary	Entity	
42	ATM/ Branch Locator	Entity	
43	Manage Alerts	Enterprise	

Once the OBDX installation is complete, system administrator logs in and starts with the system configuration.

There will always be a default entity available in OBDX i.e. one created as part of installer irrespective of whether the implementation is multi entity enabled.

[Home](#)

3. System Configuration

System configuration is an administrative maintenance to define the details required to set up the system.

Post successful installation of OBDX, the system administrator will have an option to define if the bank has multi entity setup enabled and whether data sharing is allowed between entities

Currently, the system supports only data sharing enabled and does not support data sharing as disabled

If multi entity is enabled, then the system administrator can create new entities along with definition of details. Once the entities are created, administrator can define system configuration details for each of the entities.

Following are the components that can be defined as part of system configuration.

- Basic Details
- Host Details
- Bank Details
- Branch Details
- SMTP
- Third Party Configurations
- Dynamic Module Details

As part of module details, the set of modules listed will be based on the host system selected.

Features supported in application

System Configuration allows the System Administrator to:

- Define System Configuration
- View System Configuration
- Edit System Configuration

How to reach here:

System Administrator Dashboard > Common Services > System Configuration

3.1 System Configuration – Entity Definition

To set-up the system configuration:

- The Administrator logs into the application using valid login credentials. The System Configuration screen to configure multi entity set up appears.

System Configuration - Entity Setup

The screenshot shows the 'System Configuration' interface for 'futura bank'. At the top right, it displays 'ATM/Branch', 'English', and 'UBS 14.3 AT3 Branch'. The user is logged in as 'Welcome, Sam David' with a last login time of '28 Apr 03:02 AM'. The main configuration area includes two toggle switches: 'Does your setup has Multi Entity?' (set to Yes) and 'Does your setup has data sharing' (set to Yes). Below these are input fields for 'Entity id', 'Entity Name', and a dropdown menu for '(GMT000) Africa/Abidjan'. There is an 'Add entity' button and 'Continue' and 'Cancel' buttons at the bottom. The footer contains copyright information: 'Copyright © 2006, 2020, Oracle and/or its affiliates. All rights reserved. | Security Information | Terms and Conditions'.

Field Description


Field Name	Description
Does your set up has Multi Entity?	Option to decide whether the setup has multi entity or not.
Entity Id	Current entity id defined as part of the setup.
Entity Name	Current entity name defined as part of the setup.

- In the Does your set up has Multi Entity? field, select **Yes** to configure if the bank has multi entity implementation applicable.
OR
Select **No** if the bank does not have multi entity setup applicable.
- Click **Continue**. The System Configuration - Multi Entity Setup details screen appear.

System Configuration - Multi Entity Setup

Field Description


Field Name	Description
Does your set up has Multi Entity?	Option to select whether the setup has multi entity enabled or not.
Does your setup has data sharing	Option to select whether the setup has data sharing enabled between entities.



- In the **Does your setup has data sharing** field, select an appropriate option for data sharing between entities. Currently the system only supports an option of data sharing between entities as 'Yes'
- Click  to edit the details of the default entity if required.
OR
Select an appropriate Time zone from the list for the default entity.
- Click **Add Entity** to create a new entity. An additional row/section to enter the new entity details i.e. Entity ID, Entity Name and Time zone appears.

System Configuration – Entity Definition

Field Description

Field Name	Description
Does your set up has Multi Entity?	Option to select whether the setup has multi entity enabled or not.
Does your setup has data sharing	Option to select whether the setup has data sharing enabled between entities.
Entity Id	Enter the unique ID of the new entity being created.
Entity Name	Enter the name of the new entity being created.
Time Zone	Select the Time zone from the list for the new entity being created.

- In the Entity Id field, enter the entity id for the new entity being created.
- In the Entity Name field, enter the entity name for the new entity being created.
- From the Time Zone list, select an appropriate time zone for the new entity being created.
- Click  to save the entity details.

- Click  to edit the entity details of the newly created entity.
OR
Click  to delete the entity details.
- Click **Continue**. The System Configuration Setup details screen appear.
OR
Click **Add Entity** to add more entities.

[Home](#)

4. System Configuration – HOST System as FCUBS

System Configuration - Basic Details

The screenshot shows the 'System Configuration' page for 'UBS 14.4 HEL Branch'. The 'Select Host' dropdown is set to 'Oracle FLEXCUBE Universal Banking 1...'. The configuration table is as follows:

Entity : UBS 14.4 HEL Branch			
Web Server Host	mum00boa.in.oracle.com	Web Server Port	18777
Application Server Host	mum00boa.in.oracle.com	Application Server Port	13003

Field Description

Field Name	Description
Entities Name	Name of the entities added to the setup.
Select Host	You need to select the host system for the channel banking platform.
Web Server Host	Enter the address of the web-server host.
Web Server Port	Enter the web server port number.
Application Server Host	Enter the address of the application server host.
Application Server Port	Enter the application server port number

- Select the host from the list to get started with system configuration set up.
- In the **Web Server Host** field, enter the address of the web server.
- In the **Web Server Port** field, enter the port number of the web server.
- In the **Application Server Host** field, enter the address of the application server.
- In the **Application Server Port** field, enter the port number of the application server.
- Click **Next**. The System Configuration – Host Details screen appears.
OR
Click **Cancel** to cancel the setup process.

System Configuration – Host Details

Field Description

Field Name	Description
------------	-------------

Entities Name	Name of the entities added to the setup.
----------------------	--

Host Name	The host system as selected for the channel banking platform is displayed.
------------------	--

Host Version	Select the version number of the host system.
---------------------	---

Field Name	Description
Gateway IP	Enter the Gateway IP of the selected host system.
Port	Enter the port number for the host system.
Channel	Specify the channel as 'IB' to access the application.

- From the **Host Version** list, select the version of the host.
- In the **Gateway IP** field, enter the gateway IP address of the host system.
- In the **Port** field, enter the port number.
- In the **Channel** field, enter the channel as 'IB' to access the application.
- In the **Host Date** field, enter the posting date of the selected host system.
- Click the **Check Host Availability** link to check the host availability. The message of successful testing appears if the connection is established on the specified details.
- Click **Next**. The System Configuration – Bank Details screen appears.
OR
Click **Previous** to go to the previous screen.
OR
Click **Cancel** to cancel the setup process.

System Configuration – Bank Details

Field Description

Field Name	Description
Bank Code	Enter unique code to identify the bank.
Bank Group Code	Enter the bank group code.
Bank Name	Enter the name of the bank.
Bank Short Name	Enter the short name of the bank.
Address Line 1 - 3	Enter the address of the bank.
Country	Enter the country in which the bank is located/ headquartered.
ZIP Code	Enter the ZIP code of the bank.
Allowed Account Types	Select the allowed account types applicable for the bank. The options can be: <ul style="list-style-type: none"> • Conventional • Islamic • Recurring Deposit <p style="text-align: center;">Note: Recurring Deposit is not supported for UBS as host.</p>
Bank Currency	Specify the default currency applicable for the bank.

- In the **Bank Code** field, enter the code of the bank.
- In the **Bank Group Code** field, enter the group code of the bank.
- In the **Bank Name** field, enter the name of the bank.
- In the **Bank Short Name** field, enter the short name of the bank.
- In the **Address Line 1 - 3** field, enter the address details of the bank.
- From the **Country** list, select the country in which the bank is located.
- In the **ZIP Code** field, enter the city/ zip code where bank is located.
- Select the **Allowed Account Types** check box. You can select Conventional / Islamic / Both
- From the **Bank Currency** list, select the currency of the bank.
- Click **Next**. The System Configuration – Branch Details screen appears.
OR
Click **Previous** to go to the previous screen.
OR
Click **Cancel** to cancel the setup process.

System Configuration – Branch Details

Field Description

Field Name	Description
Bank Code	Enter the unique code to identify the bank. You should specify the same bank code as specified in the previous section.
Branch Code	Enter the branch code.
Home Branch	Specify the home branch for the bank.
Local Currency	Select the local currency applicable for the branch.
Calculation Currency	Select the calculation currency applicable.

Field Name	Description
Region	Select the region of bank payments. The options are: <ul style="list-style-type: none">• India• UK• SEPA

-
- In the **Bank Code** field, enter the code of the bank.
 - In the **Branch Code** field, enter the code of the bank branch.
 - In the **Home Branch** field, enter the code of the home branch of the bank.
 - From the **Local Currency** list, select the local currency of the bank branch.
 - From the **Calculation Currency** list, select the calculation currency.
 - From the **Region** list, select the appropriate region for payments.
 - Click **Next**. The **System Configuration – SMTP** screen appears.
OR
Click **Previous** to go to the previous screen.
OR
Click **Cancel** to cancel the setup process.

System Configuration – Dynamic Module – SMTP

Field Description

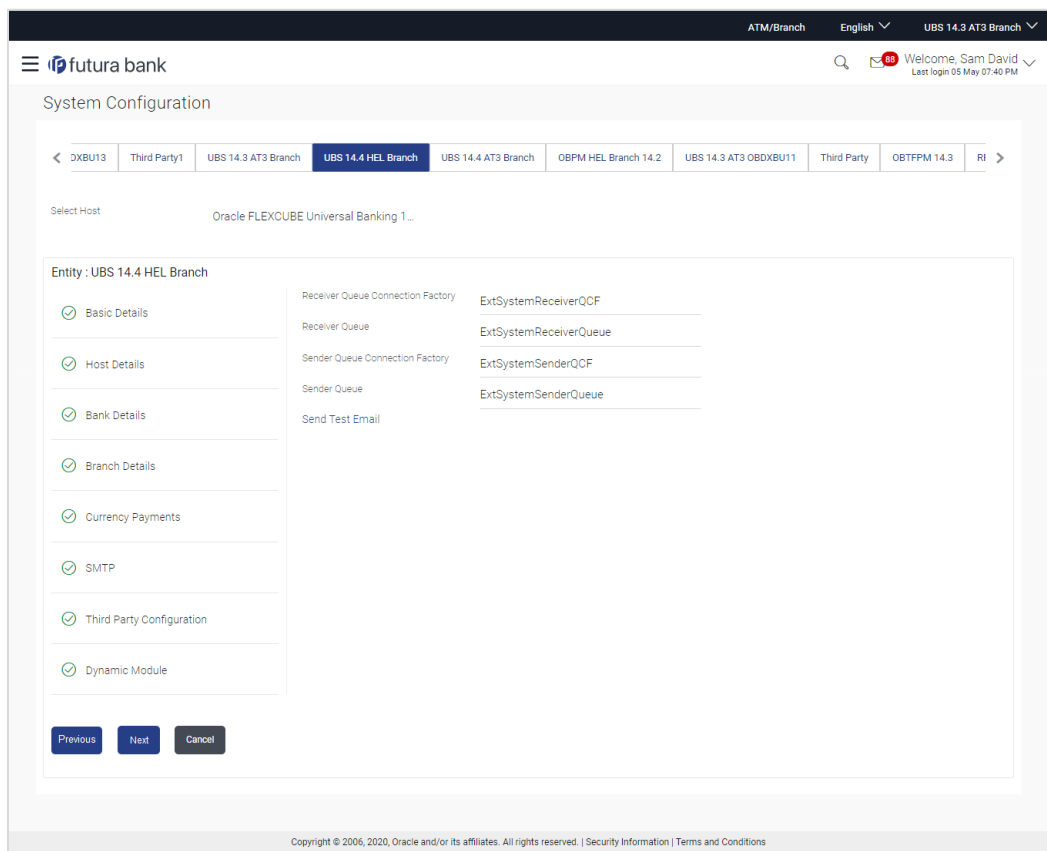
Field Name	Description
Server Name	Enter the address of the mail server.
Port	Enter the port number
Sender Email Address	Enter the email address of the sender.
Recipient Email Address	Enter the email address of the recipient.
Authentication Required	Select the check box, if authentication is required.
Username	Enter the user name.
Password	Enter the password.

- In the **Server Name** field, enter the address of the mail server.
- In the **Port** field, enter the port number.

- In the **Sender Email Address**, enter the email address of the sender.
- In the **Recipient Email Address**, enter the email address of the recipient.
- In the **Username**, enter user name.
- In the Password field, enter the password.
- Click the **Send Test Email** link to ensure details entered are correct.
- Click **Next**. The System Configuration – Third Party Configurations screen appears.
OR
Click **Previous** to go to the previous screen.
OR
Click **Cancel** to cancel the setup process.

System Configuration –Third Party Configuration

As part of this, the user defines the configuration of the sender/receiver message queues and connection factories used for messaging service.



Field Description

Field Name	Description
Receiver Queue Connection Factory	Enter the JNDI name of the receiver connection factory, which is created inside Receiver JMS module. (For Example-ExtSystemReceiverQCF2).
Receiver Queue	Enter the JNDI name of the receiver queue (destination used for receiving the message from external host) created in the receiver JMS module. (For Example-ExtSystemReceiverQueue2).
Sender Queue Connection Factory	Enter the JNDI name of the sender connection factory, which is created inside Sender JMS module. (For Example-ExtSystemSenderQCF2).
Sender Queue	Enter the JNDI name of the sender queue created in the Sender JMS module. (For Example-ExtSystemSenderQueue2).

- In the **Receiver Queue Connection Factory** field, enter the appropriate value.
- In the **Receiver Queue** field, enter the appropriate value.
- In the **Sender Queue Connection Factory** field, enter the appropriate value.
- In the **Sender Queue** field, enter the appropriate value.
- Click the **Send Test Email** link to verify the details entered.
- Click **Next**. The **System Configuration – Dynamic Module - Brand** screen appears.
OR
Click **Previous** to go to the previous screen.
OR
Click **Cancel** to cancel the setup process.

System Configuration – Dynamic Module - Brand

The screenshot shows the 'System Configuration' page for 'futura bank'. The user is logged in as 'Sam David' and is viewing the configuration for the 'UBS 14.4 HEL Branch' entity. The 'Dynamic Module' section is expanded to show the 'Brand' configuration. The 'Content Server URL' is 'http://ofss310655:8003/digx/v1' and the 'Content Publisher URL' is 'http://ofss310655:8003/digx/v1'. The 'Brand' configuration is currently empty. Navigation buttons for 'Previous', 'Next', and 'Cancel' are visible at the bottom of the configuration area.

ATM/Branch English UBS 14.3 AT3 Branch

futura bank Welcome, Sam David
Last login 05 May 07:40 PM

System Configuration

< DXBU13 Third Party1 UBS 14.3 AT3 Branch **UBS 14.4 HEL Branch** UBS 14.4 AT3 Branch OBPM HEL Branch 14.2 UBS 14.3 AT3 OBDXBU11 Third Party OBTFPM 14.3 Rf >

Select Host Oracle FLEXCUBE Universal Banking 1...

Entity : UBS 14.4 HEL Branch

Content Server URL <http://ofss310655:8003/digx/v1> Content Publisher URL <http://ofss310655:8003/digx/v1>

- Basic Details
- Host Details
- Bank Details
- Branch Details
- Currency Payments
- SMTP
- Third Party Configuration
- Dynamic Module
 - Brand
 - Payment
 - WealthManagement
 - WALLET
 - OTHERMODULE
 - File Upload
 - ForexDeal
 - Origination
 - ServiceRequest
 - Common

Previous Next Cancel

Copyright © 2006, 2020, Oracle and/or its affiliates. All rights reserved. | Security Information | Terms and Conditions

Field Description

Field Name	Description
Content Publisher URL	Specify the URL of the content publisher.
Content Server URL	Specify the URL of the content server.

- In the **Content Publisher URL** field, enter the URL of content publisher.
- In the **Content Server URL** field, enter the URL of content server.
- Click **Next**. The **System Configuration – Dynamic Module – Payments** screen appears.
OR
Click **Previous** to go to the previous screen.
OR
Click **Cancel** to cancel the setup process.

System Configuration – Dynamic Module – Payments

ATM/Branch
English
UBS 14.3 AT3 Branch

Welcome, Sam David
Last login 05 May 07:40 PM

System Configuration

< DXBU13
Third Party1
UBS 14.3 AT3 Branch
UBS 14.4 HEL Branch
UBS 14.4 AT3 Branch
OBPM HEL Branch 14.2
UBS 14.3 AT3 OBDXBU11
Third Party
OBTFPM 14.3
RI >

Select Host Oracle FLEXCUBE Universal Banking 1...

Entity : UBS 14.4 HEL Branch

<ul style="list-style-type: none"> <input checked="" type="checkbox"/> Basic Details <input checked="" type="checkbox"/> Host Details <input checked="" type="checkbox"/> Bank Details <input checked="" type="checkbox"/> Branch Details <input checked="" type="checkbox"/> Currency Payments <input checked="" type="checkbox"/> SMTP <input checked="" type="checkbox"/> Third Party Configuration <input checked="" type="checkbox"/> Dynamic Module <input type="checkbox"/> Brand <input type="checkbox"/> Payment <input type="checkbox"/> WealthManagement <input type="checkbox"/> WALLET <input type="checkbox"/> OTHERMODULE 	<table border="0" style="width: 100%; border-collapse: collapse;"> <tr> <td style="width: 33%;">Peer to Peer Payment (Code)</td> <td style="width: 33%;">PBPO</td> <td style="width: 33%;">Internal Fund Transfer - SI (Category)</td> <td style="width: 33%;">OUPA</td> </tr> <tr> <td>OBPM Instructed Currency Indicator</td> <td>T</td> <td>Domestic Fund Transfer (Category)</td> <td></td> </tr> <tr> <td>Peer to Peer External Payment (Code)</td> <td>P2PF</td> <td>Peer to Peer External Payment (Category)</td> <td>PFOU</td> </tr> <tr> <td>OBPM Domestic Draft Instrument Code</td> <td>DEMANDFT</td> <td>OBPM Draft Cancellation Payment Mode</td> <td>C</td> </tr> <tr> <td>Peer to Peer Internal Payment (Category)</td> <td>PFOU</td> <td>Payee Photo - Retail (Y/N)</td> <td>Y</td> </tr> <tr> <td>Max Multiple Bill Payment Limit for Retail Users</td> <td>5</td> <td>OBOL WS Version Number</td> <td>144</td> </tr> <tr> <td>OBPM Domestic Draft Network Code</td> <td>INS_ISSUE</td> <td>OBPM Domestic India Save Template?</td> <td>N</td> </tr> <tr> <td>OBPM Domestic India Fund Transfer Payment Method</td> <td>TRA</td> <td>Self Fund Transfer - SI (Category)</td> <td>OUPA</td> </tr> <tr> <td>Domestic Fund Transfer - NEFT (Category)</td> <td>OUPA</td> <td>Domestic Fund Transfer - RTGS (Code)</td> <td>OPFD</td> </tr> <tr> <td>Claim Payment URL</td> <td>http://mum00boa:18777/index.</td> <td>Retail Service charges enabled (Y/N)</td> <td>N</td> </tr> <tr> <td>SEPA Direct Debit Payments - SI (Category)</td> <td>COCC</td> <td>Process payment to next working day enabled (Y/N)</td> <td>Y</td> </tr> <tr> <td>Domestic Fund Transfer - RTGS - SI (Code)</td> <td>OPFD</td> <td>OBPM Host code</td> <td>HOST1</td> </tr> <tr> <td>SEPA Credit Payment - SI (Code)</td> <td>SOPC</td> <td>Network suggestion (Y/N)</td> <td>Y</td> </tr> <tr> <td>OBPM WS Version Number</td> <td>144</td> <td>OBPM Domestic India Prefunded Payments?</td> <td>N</td> </tr> <tr> <td>SEPA Credit Payment (Category)</td> <td>COPC</td> <td>Internal Fund Transfer (Code)</td> <td>BKOP</td> </tr> <tr> <td>OBPM International Fund Transfer Network Code</td> <td>SWIFT</td> <td>Domestic Fund Transfer (Code)</td> <td>OPEX</td> </tr> <tr> <td>OBPM Source Code</td> <td>FCAT</td> <td>OBPM Domestic Fund Transfer Code for Network 2</td> <td>TARGET2</td> </tr> <tr> <td>Max Multiple Transfer Limit for Retail Users</td> <td>5</td> <td>Peer to Peer Payment (Category)</td> <td>POUP</td> </tr> <tr> <td>Self Fund Transfer With Forex Deal (Code)</td> <td>BKOP</td> <td>Domestic Fund Transfer - RTGS (Category)</td> <td>OUPA</td> </tr> <tr> <td>Bill Payment (Category)</td> <td>FCOK</td> <td>OBPM Domestic Draft Payment Type</td> <td>I</td> </tr> <tr> <td>Max. Invalid Attempts - Security PIN</td> <td>5</td> <td>OBPM User Id</td> <td>FCATOP</td> </tr> </table>	Peer to Peer Payment (Code)	PBPO	Internal Fund Transfer - SI (Category)	OUPA	OBPM Instructed Currency Indicator	T	Domestic Fund Transfer (Category)		Peer to Peer External Payment (Code)	P2PF	Peer to Peer External Payment (Category)	PFOU	OBPM Domestic Draft Instrument Code	DEMANDFT	OBPM Draft Cancellation Payment Mode	C	Peer to Peer Internal Payment (Category)	PFOU	Payee Photo - Retail (Y/N)	Y	Max Multiple Bill Payment Limit for Retail Users	5	OBOL WS Version Number	144	OBPM Domestic Draft Network Code	INS_ISSUE	OBPM Domestic India Save Template?	N	OBPM Domestic India Fund Transfer Payment Method	TRA	Self Fund Transfer - SI (Category)	OUPA	Domestic Fund Transfer - NEFT (Category)	OUPA	Domestic Fund Transfer - RTGS (Code)	OPFD	Claim Payment URL	http://mum00boa:18777/index.	Retail Service charges enabled (Y/N)	N	SEPA Direct Debit Payments - SI (Category)	COCC	Process payment to next working day enabled (Y/N)	Y	Domestic Fund Transfer - RTGS - SI (Code)	OPFD	OBPM Host code	HOST1	SEPA Credit Payment - SI (Code)	SOPC	Network suggestion (Y/N)	Y	OBPM WS Version Number	144	OBPM Domestic India Prefunded Payments?	N	SEPA Credit Payment (Category)	COPC	Internal Fund Transfer (Code)	BKOP	OBPM International Fund Transfer Network Code	SWIFT	Domestic Fund Transfer (Code)	OPEX	OBPM Source Code	FCAT	OBPM Domestic Fund Transfer Code for Network 2	TARGET2	Max Multiple Transfer Limit for Retail Users	5	Peer to Peer Payment (Category)	POUP	Self Fund Transfer With Forex Deal (Code)	BKOP	Domestic Fund Transfer - RTGS (Category)	OUPA	Bill Payment (Category)	FCOK	OBPM Domestic Draft Payment Type	I	Max. Invalid Attempts - Security PIN	5	OBPM User Id	FCATOP
Peer to Peer Payment (Code)	PBPO	Internal Fund Transfer - SI (Category)	OUPA																																																																																		
OBPM Instructed Currency Indicator	T	Domestic Fund Transfer (Category)																																																																																			
Peer to Peer External Payment (Code)	P2PF	Peer to Peer External Payment (Category)	PFOU																																																																																		
OBPM Domestic Draft Instrument Code	DEMANDFT	OBPM Draft Cancellation Payment Mode	C																																																																																		
Peer to Peer Internal Payment (Category)	PFOU	Payee Photo - Retail (Y/N)	Y																																																																																		
Max Multiple Bill Payment Limit for Retail Users	5	OBOL WS Version Number	144																																																																																		
OBPM Domestic Draft Network Code	INS_ISSUE	OBPM Domestic India Save Template?	N																																																																																		
OBPM Domestic India Fund Transfer Payment Method	TRA	Self Fund Transfer - SI (Category)	OUPA																																																																																		
Domestic Fund Transfer - NEFT (Category)	OUPA	Domestic Fund Transfer - RTGS (Code)	OPFD																																																																																		
Claim Payment URL	http://mum00boa:18777/index.	Retail Service charges enabled (Y/N)	N																																																																																		
SEPA Direct Debit Payments - SI (Category)	COCC	Process payment to next working day enabled (Y/N)	Y																																																																																		
Domestic Fund Transfer - RTGS - SI (Code)	OPFD	OBPM Host code	HOST1																																																																																		
SEPA Credit Payment - SI (Code)	SOPC	Network suggestion (Y/N)	Y																																																																																		
OBPM WS Version Number	144	OBPM Domestic India Prefunded Payments?	N																																																																																		
SEPA Credit Payment (Category)	COPC	Internal Fund Transfer (Code)	BKOP																																																																																		
OBPM International Fund Transfer Network Code	SWIFT	Domestic Fund Transfer (Code)	OPEX																																																																																		
OBPM Source Code	FCAT	OBPM Domestic Fund Transfer Code for Network 2	TARGET2																																																																																		
Max Multiple Transfer Limit for Retail Users	5	Peer to Peer Payment (Category)	POUP																																																																																		
Self Fund Transfer With Forex Deal (Code)	BKOP	Domestic Fund Transfer - RTGS (Category)	OUPA																																																																																		
Bill Payment (Category)	FCOK	OBPM Domestic Draft Payment Type	I																																																																																		
Max. Invalid Attempts - Security PIN	5	OBPM User Id	FCATOP																																																																																		

> File Upload	OBPM International Draft Network Code	INS_ISSUE	OBPM International Draft Payment Type	I
> ForexDeal	URI Request Money Max. Expiry Period (in days)	30	International Draft (Code)	MCKP
> Origination	SEPA Direct Debit Payments - SI (Category)	COCC	Domestic Fund Transfer - SI - NEFT (Category)	OUPA
> ServiceRequest	Enable Upcoming Payment Check (Y/N)	N	SEPA Credit Payment (Code)	OOPC
> Common	Payee Photo - Corporate (Y/N)	Y	GLAccountNumber	131120006
	OBPM Source code	INTBANKING	Multi-currency Support (Y/N)	Y
	OBPM Host Port Number	7203	OBPM Payment Transaction Type Inward	I
	Internal Fund Transfer - SI (Code)	BKOP	SEPA Credit Payment - SI (Category)	OUPA
	OBPM Self Fund Transfer Network Code	BOOK	External Fund Transfer (Category)	OUPA
	OBPM Host IP Address	whf00mle	External Payment Redirection URL	http://mum00boa:18777/home.
	P2PRETRYCOUNT	3	Enable payee edit in hours after payee creation or modification .	48
	Self Fund Transfer (Code)	BKOP	Domestic Fund Transfer - SI - NEFT (Code)	OPFC
	Max Multiple Bill Payment Limit for Corporate Users	5	Domestic Fund Transfer - NEFT (Code)	OPFC
	OBPM SEPA Direct Debit Network Code	SDDO	Peer to Peer Internal Payment (Code)	PBKT
	OBPM SEPA Credit Fund Transfer Network Code	STEP2	Bill Payment (Code)	BPAT
	Self Fund Transfer With Forex Deal (Category)	OPFX	OBPM Domestic Fund Transfer Code for Network 1	TARGET2
	Number Of Days To Check Upcoming Payment	5	SEPA Direct Debit Payments (Code)	SOUK
	OBPM Payment Transaction Type Outward	O	OBPM Home Branch Code	HEL
	Domestic Fund Transfer - RTGS - SI (Category)	OUPA	Max. No. of Split Bill Contributors	10
	Corporate Service charges enabled (Y/N)	N	Internal Fund Transfer (Category)	OUPA
	International Fund Transfer (Code)	FTOC	OBPM Internal Fund Transfer Network Code	BOOK
	Claim Money Link Expiry(days)	3	External Fund Transfer	BKOP
	SEPA Direct Debit Payments - SI (Code)	SOUK	Max Multiple Transfer Limit for Corporate Users	5
	Self Fund Transfer (Category)	OUPA	OBPM International Draft Instrument Code	MNGRCHK
	OBPM Domestic India Fund Transfer Clearing System Id Code	INFSC	Internal Transfer With Forex Deal (Category)	OPFX
	International Fund Transfer With Forex Deal (Code)	FTOC	Internal Fund Transfer With Forex Deal (Code)	BKOF
	Self Fund Transfer - SI (Code)	BKOP		

Previous Next Cancel

Copyright © 2006, 2020, Oracle and/or its affiliates. All rights reserved. | Security Information | Terms and Conditions

Field Description

Field Name	Description
OBPM Self Fund Transfer Network Code	Specify the network code for OBPM self fund transfer.
International Draft (Code)	Specify the product code for international draft.
Peer to Peer External Payment (Code)	Specify the product code for peer to peer external payments.
Enable payee edit in hours after payee creation or modification	Specify the time in hours for the payee to be enabled for modification after its creation.

Field Name	Description
OBPM Host Code	Specify the host code for OBPM. This parameter is not required for FCUBS as the host system
Enable Upcoming Payment Check (Y/N)	Specify if the system needs to check for upcoming scheduled transfers (via Standing Instructions or Pay Later) due to a payee.
Self Fund Transfer - SI (Category)	Specify the product category for self fund transfer with standing instructions.
OBPM Domestic Draft Payment Type	Specify the OBPM Payment for domestic draft type of transaction. This parameter is not required for FCUBS as the host system
OBPM Domestic Draft Network Code	Specify the network code for OBPM domestic draft. This parameter is not required for FCUBS as the host system
Bill Payment (Code)	Specify the product code for bill payments.
Domestic Fund Transfer (Code)	Specify the product code for domestic fund transfer.
Domestic Fund Transfer- RTGS - SI (Code)	Specify the product code for domestic fund transfer with standing instructions and network type as RTGS.
Internal Fund Transfer - SI (Category)	Specify the product category for internal transfer with standing instructions.
Bill Payment (Category)	Specify the product category for bill payments and available for edit.
Self Fund Transfer with Forex Deal (Code)	Specify the product code for self fund transfer with forex deal.
Number of Days to Check Upcoming Payments	Specify the number of days within which upcoming payments are due to a payee.
International Fund Transfer (Code)	Specify the product code for international fund transfer transaction and available for edit.
SEPA Direct Debit Payments -SI (Category)	Specify the product category for SEPA direct debit payments with standing instructions.

Field Name	Description
OBPM International Draft Instrument Code	Specify the instrument code for OBPM international draft. This parameter is not required for FCUBS as the host system
Photo Payee - Corporate (Y/N)	Specify whether photo upload for payee is enabled for corporate user or not.
SEPA Direct Debit Payments -SI (Category)	Specify the product category for SEPA direct debit payments with standing instructions.
Retail Service Charge Enabled (Y/N)	Specify whether the retail service charge is enabled or not.
SEPA Credit Payment (Code)	Specify the product code for SEPA credit payments.
OBPM Home Branch Code	Specify the code for OBPM home branch. This parameter is not required for FCUBS as the host system
OBPM International Draft Payment Type	Specify the OBPM Payment for international draft type of transaction. This parameter is not required for FCUBS as the host system
Domestic Fund Transfer-SI-NEFT (Code)	Specify the product code for domestic fund transfer with standing instructions and network type NEFT.
Domestic Fund Transfer- RTGS (Category)	Specify the product category for domestic fund transfer with network type as RTGS.
Network Suggestion (Y/N)	Specify whether the network suggestion is enabled or not.
External Fund Transfer	Specify the product code/ category for external fund transfer
Max. No. of Split Bill Contributors	Specify the number of users that can contribute for splitting a bill.
Peer to Peer Payment (Code)	Specify the product code for peer to peer payments.
Peer to Peer Internal Payment (Category)	Specify the product category for peer to peer internal payments.

Field Name	Description
Domestic Fund Transfer NEFT (Category)	Specify the product category for domestic fund transfer with network type as NEFT.
SEPA Credit Payment (Category)	Specify the product category for SEPA credit payments.
External Fund Transfer (Category)	Specify the product category for external fund transfer.
Peer to Peer Internal Payment (Code)	Specify the product code for peer to peer internal payments.
OBPM Instructed Currency Indicator	Specify the OBPM instructed currency indicator. This parameter is not required for FCUBS as the host system
OBPM Source Code	Specify the source code for OBPM. This parameter is not required for FCUBS as the host system.
OBPM Payment -Transaction Type Inward	Specify the OBPM Payment for inward type of transaction. This parameter is not required for FCUBS as the host system
OBPM Source Code	Specify the source code for OBPM. This parameter is not required for FCUBS as the host system.
OBPM Domestic Draft Instrument Code	Specify the instrument code for OBPM domestic draft. This parameter is not required for FCUBS as the host system
OBPM International Fund Transfer Network Code	Specify the network code for OBPM international fund transfer. This parameter is not required for FCUBS as the host system
OBPM SEPA Credit Fund Transfer Network Code	Specify the network code for OBPM SEPA credit fund transfer. This parameter is not required for FCUBS as the host system
Self Fund Transfer - SI(Code)	Specify the product code for self fund transfer with standing instructions.

Field Name	Description
OBPM International Draft Network Code	Specify the network code for OBPM international draft.
OBPM Payment Transaction Type Outward	Specify the OBPM Payment for outward type of transaction. This parameter is not required for FCUBS as the host system.
OBPM User Id	Specify the user id for OBPM. This parameter is not required for FCUBS as the host system
External Payment Redirection URL	Specify the URL for the external payments.
OBPM Host IP Address	Specify the host IP address for OBPM. This parameter is not required for FCUBS as the host system
International Fund Transfer with Forex Deal (Code)	Specify the product code for international fund transfer with forex deal.
Internal Transfer with Forex Deal (Category)	Specify the product category for internal fund transfer with forex deal.
Max Invalid Attempts - Security PIN	Specify the number of invalid attempts allowed if entering the wrong PIN.
OBPM Domestic India Fund Transfer Clearing System Id Code	Specify the clearing system Id code for OBPM Domestic India fund transfer. This parameter is not required for FCUBS as the host system.
OBPM Domestic India Save Template?	Specify whether the OBPM Domestic India template is saved or not. This parameter is not required for FCUBS as the host system
SEPA Direct Debit Payments (Code)	Specify the product code for SEPA direct debit payments.
Domestic Fund Transfer-SI-NEFT (Category)	Specify the product category for domestic fund transfer with standing instructions and network type NEFT.
SEPA Credit Payment - SI(Category)	Specify the product category for SEPA credit payments with standing instructions.

Field Name	Description
Self Fund Transfer (Code)	Specify the product code for self fund transfer and available for edit.
OBPM WS Version Number	Specify the version number for OBPM host Web Service.
Domestic Fund Transfer (Category)	Specify the product category for domestic fund transfer.
Corporate Service Charge Enabled (Y/N)	Specify whether the corporate service charge is enabled or not.
Internal Fund Transfer with Forex Deal (Code)	Specify the product code for internal fund transfer with forex deal.
Internal Fund Transfer (Code)	Specify the product code for internal fund transfer.
SEPA Direct Debit Payments SI- (Code)	Specify product code for SEPA direct debit payments.
UPI Request Money Max. Expiry Period (in days)	Specify the number of days after which the UPI request for money gets expired.
OBPM Host port Number	Specify the OBPM host port number. This parameter is not required for FCUBS as the host system
OBPM Domestic India Fund Transfer Network Code	Specify the network code for OBPM domestic India fund transfer. This parameter is not required for FCUBS as the host system
Process payment to next working day enabled (Y/N)	Specify whether the processing of payments for next working day is enabled or not.
Domestic Fund Transfer- NEFT (Code)	Specify the product code for domestic fund transfer with network type NEFT.
Peer to Peer External Payment (Category)	Specify the category for peer to peer external payments.
OBPM Draft Cancellation Payment Mode	Specify the payment mode for OBPM draft cancellation. This parameter is not required for FCUBS as the host system.
Peer to Peer Payment (Category)	Specify the product category for peer to peer payments.

Field Name	Description
Self Fund Transfer (Category)	Specify the product category for self fund transfer.
Claim Payment URL	Specify the claim payment URL for the beneficiary to claim money.
Max Multiple Bill Payment Limit for Corporate Users	Specify the maximum number of bill payments that a corporate user can initiate in one go.
Internal Fund Transfer -SI (Code)	Specify the product code for internal transfer with standing instructions.
Photo Payee - Retail (Y/N)	Specify whether payee photo upload is required for a retail user or not.
Claim Money Link Expiry (days)	Specify the number of days after which the claim money link will expire.
Self Fund Transfer with Forex Deal (Category)	Specify the product category for self fund transfer with forex deal.
Internal Fund Transfer(Category)	Specify the product category for internal fund transfer.
OBCL WS Version Number	Specify the version number for OBCL host Web Service.
OBPM Domestic India Prefunded Payments?	Specify whether there is a prefunded payment for OBPM domestic India. This parameter is not required for FCUBS as the host system.
OBPM Internal Fund Transfer Network Code	Specify the network code for OBPM internal fund transfer. This parameter is not required for FCUBS as the host system
OBPM Domestic India Fund Transfer Payment Method	Specify the mode of fund transfer and payment method for OBPM domestic India. This parameter is not required for FCUBS as the host system.
Domestic Fund Transfer- RTGS (Code)	Specify the product code for domestic fund transfer with network type as RTGS.
Max Multiple Transfer Limit for Corporate Users	Specify the maximum number of fund transfer that a corporate user can initiate in one go.

Field Name	Description
Max Multiple Transfer Limit for Retail Users	Specify the maximum number of fund transfer that a retail user can initiate in one go.
Domestic Fund Transfer RTGS - SI (Category)	Specify the product category for domestic fund transfer with standing instructions and network type as RTGS.
Max Multiple Bill Payment Limit for Retail Users	Specify the maximum number of bill payments that a retail user can initiate in one go.
OBPM SEPA Direct Debit Network Code	Specify network code for OBPM SEPA direct debit. This parameter is not required for FCUBS as the host system.
SEPA Credit Payment -SI (Code)	Specify the product code for SEPA credit payments with standing instructions.

Note: The fields appearing in the System Configuration – Dynamic Module – Payments tab depends on the settings done at the back end and is dynamic in nature.

- Enter the relevant details in the **Dynamic Module - Payments** tab.
- Click **Next**. The **System Configuration – Dynamic Module – Wallet** screen appears.
OR
Click **Previous** to go to the previous screen.
OR
Click **Cancel** to cancel the setup process.

System Configuration – Dynamic Module – Wallet

The screenshot shows the Futura Bank System Configuration interface. At the top, there is a navigation bar with 'ATM/Branch', 'English', and 'UBS 14.3 AT3 Branch'. Below this is the 'futura bank' logo and a user profile for 'Sam David' with the last login time '05 May 07:40 PM'. The main heading is 'System Configuration'. A breadcrumb trail shows the current path: 'DXBUT3 > Third Party1 > UBS 14.3 AT3 Branch > UBS 14.4 HEL Branch'. Below the breadcrumb, it says 'Select Host Oracle FLEXCUBE Universal Banking 1...'. The main content area is titled 'Entity : UBS 14.4 HEL Branch' and contains a list of configuration categories on the left and a table of values on the right. The categories are: Basic Details, Host Details, Bank Details, Branch Details, Currency Payments, SMTP, Third Party Configuration, Dynamic Module, Brand, Payment, WealthManagement, WALLETT, OTHERMODULE, File Upload, ForexDeal, Origination, ServiceRequest, and Common. The 'Dynamic Module' category is expanded, showing the following table:

Account Class	WALLET	Location Code	GB
Branch Code	999	KYC Check Required	N

At the bottom of the configuration area, there are three buttons: 'Previous', 'Next', and 'Cancel'. At the very bottom of the page, there is a copyright notice: 'Copyright © 2006, 2020, Oracle and/or its affiliates. All rights reserved. | Security Information | Terms and Conditions'.

Field Description

Field Name	Description
Account Class	Specifies the host system account class for wallets.
Branch Code	Specifies the branch code of the wallet account.
KYC Check Required	Indicates if KYC check is required or not for wallet transactions.
Location Code	Specifies the location code of the wallet account.

- In the **Account Class** field, enter the account class for wallets.
- In the **Branch Code** field, enter the branch code.
- In the **KYC Check Required** field, enter whether the KYC check is required or not.
- In the **Location Code** field, enter the location code.
- Click **Next**. The **System Configuration – Dynamic Module – Forex Deal** screen appears.
OR
Click **Previous** to go to the previous screen.
OR
Click **Cancel** to cancel the setup process.

System Configuration – Dynamic Module – Forex Deal

The screenshot shows the Oracle Futura Bank System Configuration interface. At the top, there is a navigation bar with 'futura bank' logo, a search icon, and a user profile 'Welcome, Sam David' with the last login time '05 May 07:40 PM'. Below the navigation bar, the page title is 'System Configuration'. A breadcrumb trail shows the current path: 'DXBUI3 > Third Party1 > UBS 14.3 AT3 Branch > UBS 14.4 HEL Branch'. The main content area is titled 'Select Host' and shows 'Oracle FLEXCUBE Universal Banking 1...'. Below this, the 'Entity : UBS 14.4 HEL Branch' is selected. On the left, a sidebar menu lists various configuration categories, with 'Dynamic Module' expanded to show sub-items: 'Brand', 'Payment', 'WealthManagement', 'WALLET', 'OTHERMODULE', 'File Upload', 'ForexDeal', 'Origination', 'ServiceRequest', and 'Common'. The 'ForexDeal' sub-item is currently selected. The main configuration area displays the following details:

Forex Deal Spot (Code)	FSB3	Forex Deal Forward (Desc)	FX FORWARD FATCA-DSLM REVAL
Forex Deal Spot (Desc)	FX BANK DEALS-SPOT	Forex Deal Forward (Code)	FFB1

At the bottom of the configuration area, there are three buttons: 'Previous', 'Next', and 'Cancel'. The footer of the page contains the copyright information: 'Copyright © 2006, 2020, Oracle and/or its affiliates. All rights reserved. | Security Information | Terms and Conditions'.

Field Description

Field Name	Description
Forex Deal Forward (Code)	Enter the product code in which forward forex deals will be booked.
Forex Deal Forward (Desc)	Enter the product description in which forward forex deals will be booked.
Forex Deal Spot (Desc)	Enter the product description in which spot forex deals will be booked.
Forex Deal Spot(Code)	Enter the product code in which spot forex deals will be booked.

- In the **Forex Deal Forward (Code)** field, enter the code.
- In the **Forex Deal Forward (Desc)** field, enter the description.
- In the **Forex Deal Spot (Desc)** field, enter the description.
- In the **Forex Deal Spot (Code)** field, enter the code.
- Click **Next**. The **System Configuration – Dynamic Module – Other Module** screen appears.
OR
Click **Previous** to go to the previous screen.
OR
Click **Cancel** to cancel the setup process.

System Configuration – Dynamic Module – Other Module

ATM/Branch
English
UBS 14.3 AT3 Branch

futura bank
Welcome, Sam David
Last login 05 May 07:40 PM

System Configuration

< DXBUT3 | Third Party1 | UBS 14.3 AT3 Branch | **UBS 14.4 HEL Branch** | UBS 14.4 AT3 Branch | OBPM HEL Branch 14.2 | UBS 14.3 AT3 OBXBU11 | Third Party | OBTFPM 14.3 | RI >

Select Host Oracle FLEXCUBE Universal Banking 1...

Entity : UBS 14.4 HEL Branch

- Basic Details
- Host Details
- Bank Details
- Branch Details
- Currency Payments
- SMTP
- Third Party Configuration
- Dynamic Module
 - > Brand
 - > Payment
 - > WealthManagement
 - > WALLET
 - > OTHERMODULE
 - > File Upload
 - > ForexDeal
 - > Origination
 - > ServiceRequest
 - > Common

Handoff File Path for UBS	/scratch/obdx/wls/handoff/UBS	OBTFPM User Id For Initiate LC	
ASP IP	den02dud.us.oracle.com	OBVAM Offset Transaction Code	000
Supported Auth Type for Login Application	OTP~R_SOFT_TOKEN~T_SOFT	INV Port	9003
OBCLPM Port	8091	OBVAM No. of Remitters Limit	2
OBTFPM Branch Code		Live Experience Host IP	live.oraclecloud.com
OBVAM Transaction Code	000	Invoice Management Branch Code	004
OBCLPM IP	whf00bdm	OBSCF Branch Code	004
IDCS OBXClient Secret		Retail User Supported Auth Type	OTP~R_SOFT_TOKEN~T_SOFT
ASP token expiry time in seconds	60	Invoice token expiry time in seconds	60
OBCLPM App Id - Create Loan Application	OBCLPMLOANAPP	OBCLPM App Id - List Backoffice Product	OBCLPMBACKOFF
OBCLPM App Id - List Loan Products	OBCLPMBUSSPRD	OBCLPM App Id - List Data Segments	OBCLPMBUSSPRC
OBCLPM App Id - List Loan Purpose	OBCLPMMINTCE	OBLM flag to consider Post Sweep Balance	Y
Duration of Active Program in days	1000	OBLM Multi Bank Flag	true
OBLM Allow Sweep on Currency Holiday	N	Application Server for Oracle FLEXCUBE Universal Banking OBTF Port	mum00boa.in.oracle.com
IDCS OBXClient Id		Rewards Host IP address	<HOST_IP>
Associated Party User Id	SWETA	OAUTH IP	mum00boa
OBTFPM IP	whf00fvw.in.oracle.com	Application Server Port for Oracle Business Intelligence Publisher	9502
Invoice Management App Id	OBSCFCMINST	IDCS Host Port	443
OBLM User Id	OBDXADMIN2	Administrator Supported Auth Type	OTP~R_SOFT_TOKEN~T_SOFT
FATCA Compliance check required(Y/N)	N	OBVAM IP	mum00bxj.in.oracle.com
OBVAM Balance Trends Period	120	Live Experience Host Port	443
Identification Types	REMOTE_CLOSE_ENUM	ASP Port	9003
Oracle Live Experience Cloud Tenant ID	oraclefsgbuobdx	Deposit Installment Amount Limit	50000
OBCLPM User Id	BHARATH	Application Server for Oracle Banking Platform	
OBLM IP	10.40.88.245	OBCLPM IP	10.40.73.129
OBTFPM token expiry time in seconds	30	OBCL HOST IP	10.40.136.68
OBLM FX Rate Pickup	Offline	Invoice Management User Id	SWETA
OBSCF IP	den02dud.us.oracle.com	OBVAM Port	7091
Corporate User Supported Auth Type	OTP~R_SOFT_TOKEN~T_SOFT	OBTF IP	
OBVAM Branch Code	HEL	Host WSDL Version	124
OBTFPM Source Code		OBCL User Id	FCATOP
Host Server Port for Oracle Financial Lending and Leasing	7003	OBCLPM User Id	OBDX1
Date Default	CURRENT	OBCLPM App Id - Read Collateral Application	CLLTRL
OBVAM token expiry time in seconds	60	OBCLPM App Id - Fetch Loan Products	CUSTSRV001
OBLM Currency Rate type	STANDARD	OBLM Default Value for Nominated Account	Y
Associated Party Branch Code	004	IDCS Host IP	obdx-tenant01.identity.c9dev.0.o
OBVAM Virtual Account Statement Period	120	Feedback for a Transaction	ALWAYS
Application Server Port for Oracle FLEXCUBE Universal Banking	18777	Supported Auth Type for Transactions	OTP~SOFT_TOKEN
OBLM App Id - Fetch Account Details	LMM	OBTFPM Source Code	
IPM Host IP address	whf00ain		

System Configuration – HOST System as FCUBS

OBCL Host port	7855	OBVAM Transaction Default Currency	GBP
FACEID IP	api.zoomauth.com	OBLM Port	7007
OBLM Holiday Treatment	H	OBCL Module Code	OL
OBVAM Balance Range for Cash Position	-10000~0~10000~50000	Deposit Cumulative Amount Limit	500000
Flag to enable SSL	false	OBDFPM App Id - Amend facility	FCLTYP
OBCL Source Code	EXTSYS	Open Term Deposit Threshold Amount	50000
OBSCF Port	9003	ELOM Host port	7023
OBCLPM Branch Code	DMO	OBDFPM App Id - Fetch Document List	CMNCORE
Rewards Host port	<PORT>	Allow Touch Point Level Limit Definition (Y/N)	Y
OBLM Checker Id	OBDXADMIN3	UBS File Handoff Host IP	10.40.90.47
Currency Support In Approval Rules	true	OBDFPM App Id - Revaluate Collateral	CLLTR
OBLM Structure AppId	LMA	UBS File Handoff Host Port	7203
OBLM Branch Code	LMB	OBTFPM Port	7004
Anonymous Security Key Name	origination_owsm_key	Liquidity Management Qualified (Y/N)	Y
OBTF Branch Code		OBVAM User Id	OBDX02
Duration of future start date in days	180	IPM Host application name	FLEXCUBE
Allow Multiple Goods (Y/N)	N	OBLM Balance Type	V
OBVAM Remitter Record Status	O	OBTF WS Version Number	
OBCLPM Port	8001	Host Server IP for Oracle Financial Lending and Leasing	10.184.132.101
OBLM Source System	OBDX	Oracle Live Experience Cloud User ID	oraclefsgbuobdx
Limits Effective from Same Day (Y/N)	Y	Application Server Port for Oracle Banking Platform	
INV IP	den02dud.us.oracle.com	MO Port	8091
OBSCF User Id	OBDX	Supported Auth Type for Transactions	OTP
OBDFPM Branch Code	004	OBLM Default Value for selected account	Y
OBCL Branch Code	HEL	OBVAM Source Code	OBDX
Host Server IP for Oracle FLEXCUBE Universal Banking	whf00mle	Fetch Guarantee Type from Host (Y/N)	N
IPM Host port	16000	IDCS Connection Scheme	https
Application Server IP for Oracle Business Intelligence Publisher	10.40.136.72	TD Pool Code	POOL1
Anonymous Security Policy	oracle/wss_username_token_cli	Handoff File Path for FCORE	/scratch/obdx/wls/handoff/FCC
ELOM HOST IP	whf00bzd	OBVAM Balance Trends Points	5
Host Server Port for Oracle FLEXCUBE Universal Banking	7203	Virtual Account Management Qualified(Y/N)	Y
MO IP	whf00bdm	OBDFPM App Id - Evaluate Collateral	CLLTR
OBDFPM App Id - Fetch Facility Categories	FCLTYP	Number of Cheque Books enabled (Y/N)	Y
OBLM eodexecution flag	false	OAUTHPort	18003
OBDFPM App Id - Fetch Collateral Types	MNTNNC	OBSCF token expiry time in seconds	10
Associated Party KYC UPLOAD URL	http://mum00boa.in.oracle.com	FACEID Port	443
OBLM AppId	LMM	OBLM Maker Id	OBDXADMIN2
Associated Party Application ID	OBSCFCM	OBSCF Program Auto Authorization	Y
OBLM Sweep AppId	LMS	OBIC token expiry time in seconds	300
OBIC App Id	OBIC	OBIC User Id	OBDX02
OBIC Host IP address	whf00gjl.in.oracle.com	OBIC Host port	9100
OBIC Branch Code	HEL	Auth Type for Wallet Registration	OTP

Previous Next Cancel

Field Description

Field Name	Description
OBCFPM Branch Code	Specify the branch code of the set Branch for OBCFPM.
OBCFPM User Id	Specify the User ID for OBCFPM mid-office system.
OBCFPM App Id - Fetch Document List	Specify the application ID to fetch the document list of all the OBCFPM accounts.
OBCFPM App Id - Fetch Collateral Types	Specify the OBCFPM application ID to fetch the collateral types.
OBSCF Port	Specify the host port set for OBSCF.
Application Server Port for Oracle Business Intelligence Publisher	Specify the port number for Oracle Business Intelligence Publisher host system.
OBLM App ID - Fetch Account Details	Specify the OBLM application ID to fetch details of all the OBLM accounts.
Open Term Deposit Threshold Amount	Specify the threshold amount for PAN validation for term deposit opening.
Application Server Port for Oracle Banking Platform	Specify the port of the application server for Oracle Banking Platform.
OBVAM No. of Remitters List	Specify the number of remitter lists maintained in OBVAM.
OAuth Port	Specify the port for the OAuth system.
OBLM Branch Code	Specify the bank branch code maintained in OBLM.
OBCLPM IP	Specify the host IP of the Oracle Banking Credit Lending Process Management (CLPM) host system.
Live Experience Host Port	Specify the port for the live experience host system.
Oracle Live Experience Cloud Tenant ID	Specify the Cloud Tenant ID defined for Oracle Live Experience.
OBVAM User Id	Specify the User ID for OBVAM mid-office system.
Oracle Live Experience Cloud User ID	Specify the User ID for Oracle cloud live experience system.

Field Name	Description
Anonymous Security Policy	Specify the security policy that is applicable for anonymous users i.e. users not logged in. It is not mandatory to specify the parameter value for FCUBS as the host system
Live Experience Host IP	Specify the host IP address for the live experience system.
Anonymous Security Key Name	Specify the security key name for anonymous users. It is not mandatory to specify the parameter value for FCUBS as the host system
IDCS Connection Scheme	Specify the IDCS connection scheme.
Application Server for Oracle Banking Platform	Specify the address of the application server host for Oracle Banking Platform.
OBCL HOST IP	Specify the host IP of the OBCL host system.
Duration of future start date in days	Specify the duration i.e. date from which program can start and available for edit.
ELCM HOST IP	Specify the host IP of the ELCM host system.
Host Server IP for Oracle Financial Lending and Leasing	Specify the host server IP of the for Oracle Financial Lending and Leasing host system.
OBVAM Transaction Default Currency	Specify the default currency for OBVAM transaction.
IDCS OBDX Client Id	Specify the IDCS OBDX client unique identification number.
OBCLPM Port	Specify the port number of the Oracle Banking Credit Lending Process Management host system.
IDCS Host IP	Specify the Host IP of the IDCS host system.
IPM Host application name	Specify the IPM host application name.
OBVAM Offset Transaction Code	Specify the offset transaction code for OBVAM.
OBCL Host port	Specify the port number of the OBCL host system and available for edit.

Field Name	Description
Application Server for Oracle FLEXCUBE Universal Banking	Specify the application server for Oracle FLEXCUBE Universal Banking host system and available for edit.
Virtual Account Management Qualified (Y/N)	Specify whether the host is qualified with virtual account management.
OBVAM Remitter Record Status	Specify the remitter record status for OBVAM.
OBCFPM Port	Specify the port number of the Oracle Banking Credit Facility Process Management host system.
Allows Touch Point Level Limit Definition (Y/N)	Specify whether the touch point level limit definition is allowed or not.
Administrator Supported Auth Type	Specify the authorization type supported by the application for administrator users.
Application Server Port for Oracle FLEXCUBE Universal Banking	Specify the application server port for Oracle FLEXCUBE Universal Banking.
Identification Types	Specify the identification type whether it is from local or remote.
Retail User Supported Auth Type	Specify the authorization type supported by the application for retail users.
Number of Cheque Books enabled (Y/N)	Specify whether the number of cheque books flag is enabled or not and available for edit.
MO Port	Specify the port number for Mid Office applications (for common document upload and download service across the mid offices).
Host Server Port for Oracle FLEXCUBE Universal Banking	Specify the host server port for Oracle FLEXCUBE Universal Banking host system.
OBLM Checker ID	Specify the administrator checker ID for all the transaction of OBLM.
UBS File Handoff Host Port	Specify the port number for UBS file handoff system.
OBLM IP	Specify the host IP address for the OBLM.

Field Name	Description
OBVAM IP	Specify the host IP address for the OBVAM.
Host Server IP for Oracle FLEXCUBE Universal Banking	Specify the host server IP of the Oracle FLEXCUBE Universal Banking system and available for edit.
Fetch Guarantee Type from Host (Y/ N)	Specify whether the fetching of guarantee type from host is required or not.
IPM Host Port	Specify the port number of the IPM host system.
Supported Auth Type for Login	Specify the authorization type supported by the application for logging in the application for the users.
Supported Soft Token	Specify the supported soft token type.
TD Pool Code	Specify the pool code for TD account type.
Allow Multiple Goods (Y/N)	Specify whether multiple goods are allowed or not as part of trade finance transactions and available for edit.
Handoff File Path for FCORE	Specify handoff file path for FCORE host system.
IDCS OBDX Client Secret	Specify the secret key for OBDX as the client as defined in IDCS.
OBVAM Source Code	Specify the name for the source of API for OBVAM.
Currency Support In Approval Rules	Specify if currency as a parameter is supported in approval rules
OBLM Maker ID	Specify the administrator maker ID for all the transaction of OBLM.
Supported Auth Type for Transaction	Specify the authorization type supported by the application for the transactions.
Limits Effective from Same Day (Y/N)	Specify whether the limits are effective from the same day or next day.
IDCS Host Port	Specify the port number of the IDCS host system.
Host Server Port for Oracle Financial Lending and Leasing	Specify the host server port for Oracle Financial Lending and Leasing system. (Currently there is no integration with OFSLL)

Field Name	Description
Application Server IP for Oracle Business Intelligence Publisher	Specify the application server IP of the Oracle Business Intelligence Publisher host system.
Liquidity Management Qualified (Y/N)	Specify whether the host is qualified with liquidity management and available for edit.
Date Default	Specify the default date for the system. It is not mandatory to specify the parameter value for FCUBS as the host system
Host WSDL Version	Specify the host WSDL version number and available for edit.
UBS File Handoff Host IP	Specify the host IP address for UBS file handoff.
MO IP	Specify the IP address for Mid Office applications (for common document upload and download service across the mid offices).
Deposit Installment Amount Limit	Specify the deposit installment amount for PAN validation.
Feedback for a Transaction	Specify whether feedback needs to be enabled always for a transaction.
OBVAM Port	Specify the port for the OBVAM host system.
ELCM Host Port	Specify the host port set for ELCM.
IPM Host IP Address	Specify the IP address of the IPM host system.
OAuth IP	Specify the host IP address for the OAuth.
OBSCF IP	Specify the IP address for OBSCF.
OBVAM Transaction Code	Specify the transaction code for OBVAM.
Deposit Cumulative Amount Limit	Specify the cumulative amount for PAN validation for fixed deposits and recurring deposits.
OBCFPM IP	Specify the host IP address for the Oracle Banking Credit Facility Process Management host system.
OBLM Port	Specify the port for the OBLM host system.

Field Name	Description
OBVAM Branch Code	Specify the bank branch code maintained in OBVAM.
Corporate User Supported Auth Type	Specify the authorization type supported by the application for corporate users.
OBSCF token expiry time in seconds	Specify the token refresh time in seconds for the API calls for OBSCF.
Flag to enable SSL	Specify the flag to enable SSL.
FATCA Compliance check required (Y/ N)	Specify whether the FATCA and CRS compliance check is required or not for business users .It is not mandatory to specify the parameter value for FCUBS as the host system
Duration of Active Programs in days	Specify the duration of active programs in days.
OBLM User ID	Specify the user ID for all the transaction of OBLM.
Handoff File Path for UBS	Specify the handoff file path for UBS host system.
OBVAM token expiry time in seconds	Specify the expiry timing of OBVAM token in seconds.
OBCFPM App Id - Evaluate Collateral	Specify the OBCFPM application ID to evaluate the collateral.
OBCFPM App Id - Read Collateral Application	Specify the OBCFPM application ID to read the collateral application.
OBCLPM Branch Code	Specify the bank branch code maintained in OBCLPM.
OBCLPM User ID	Specify the user ID for all the transaction of OBCLPM.
OBCLPM App Id - Fetch Loan Products	Specify the OBCLPM application ID to fetch all loan products.
OBSCF User ID	Specify the User ID for OBSCF mid-office system.
OBSCF Branch Code	Specify the bank branch code maintained in OBSCF.
Default Days for Upcoming Repayments	Displays the no of future dates to be included for showing upcoming finance repayment in Upcoming Repayment Widget
OBCFPM App Id - Reevaluate Collateral	Specify the OBCFPM application ID to reevaluate the collateral.

Field Name	Description
OBCFPM App Id - Amend facility	Specify the OBCFPM application ID to amend the facility.
OBVAM Balance Range for Cash Position	Specify the balance range configuration for Cash Position Widget.
OBVAM Balance Trends Points	Specify the property to configure intervals for a given 'VAM_TREND_PERIOD' for balance trend widget.
OBVAM Balance Trends Period	Specify the property to configure number of days from the current date for balance trend widget.
OBVAM Virtual Account Statement Period	Specify the virtual account property to configure default 'From Date' and 'To Date' to fetch statements in cash position widget for OBVAM.
OBCFPM App Id - Fetch Facility Categories	Specify the OBCFPM application ID to fetch the facility categories.
Bank SWIFT Code	Specifies the SWIFT Code of bank.
Document upload allowed MIME type	Specify the allowed MIME types for content upload.
Document upload allowed type	Specify the allowed file types for content upload.
Document upload maximum allowed size in bytes	Specify the maximum allowed size of content that can be allowed to be uploaded in Bytes.(1 MB = 1048576 Bytes)
OBTR Entity Id	Specify the OBTR entity Id.
FCUBS Entity Id	Specify the FCUBS entity Id.
OBRH Entity Id	Specify the OBRH entity Id.
OBTFPM Entity Id	Specify the OBTFPM entity Id.
Bank SWIFT Code	Specify the Bank SWIFT Code to show Assignee of proceed warning if bank is advising bank.
Term and Conditions Maintenance Allowed	Specify whether Terms and condition maintenance is allowed or not.
Trade Branch Code	Specify the bank code for conventional trade transaction.

Field Name	Description
Islamic Trade Branch Code	Specify the bank code for Islamic trade transaction.

Note: The fields appearing in the System Configuration – Dynamic Module – Other Module tab depends on the settings done at the back end and is dynamic in nature.

- Enter the relevant details in the **Dynamic Module - Other Module** tab.
- Click **Next**. The **System Configuration – Dynamic Module – File Upload** screen appears.
OR
Click **Previous** to go to the previous screen.
OR
Click **Cancel** to cancel the setup process.

System Configuration – Dynamic Module – File Upload

The screenshot shows the 'System Configuration' page for 'futura bank'. The user is logged in as 'Welcome, Sam David' with a last login of '05 May 07:40 PM'. The current configuration is for the 'UBS 14.4 HEL Branch'. The 'Entity' is 'UBS 14.4 HEL Branch'. The 'Work Area Path' and 'Response File Path' are both set to '/home/devops/obdx/fileupload'. The left sidebar shows a list of configuration categories, with 'Dynamic Module' expanded to show sub-categories: Brand, Payment, WealthManagement, WALLET, OTHERMODULE, File Upload, ForexDeal, Origination, ServiceRequest, and Common. The 'File Upload' sub-category is currently selected. At the bottom of the configuration area, there are 'Previous', 'Next', and 'Cancel' buttons. The footer contains the copyright information: 'Copyright © 2006, 2020, Oracle and/or its affiliates. All rights reserved. | Security Information | Terms and Conditions'.

Field Description

Field Name	Description
Response File Path	Specify the response file path for bulk transactions.
Work Area Path	Specify the work area path for bulk transactions.

- In the **Response File Path** field, enter the path of the server where the response file will reside.
- In the **Work Area Path** field, enter the path on the server where the uploaded files will reside.
- Click **Next**. The **System Configuration – Dynamic Module – Origination** screen appears.
OR
Click **Previous** to go to the previous screen.
OR
Click **Cancel** to cancel the setup process.

System Configuration – Dynamic Module – Origination

ATM/Branch
English
UBS 14.3 AT3 Branch

futura bank
Welcome, Sam David
Last login 05 May 07:40 PM

System Configuration

< DXBU13
Third Party1
UBS 14.3 AT3 Branch
UBS 14.4 HEL Branch
UBS 14.4 AT3 Branch
OBPM HEL Branch 14.2
UBS 14.3 AT3 OBDXBU11
Third Party
OBTFFM 14.3
RI >

Select Host Oracle FLEXCUBE Universal Banking 1...

Entity : UBS 14.4 HEL Branch

- Basic Details
- Host Details
- Bank Details
- Branch Details
- Currency Payments
- SMTP
- Third Party Configuration
- Dynamic Module
 - > Brand
 - > Payment
 - > WealthManagement
 - > WALLET
 - > OTHERMODULE
 - > File Upload
 - > ForexDeal
 - > Origination
 - > ServiceRequest
 - > Common

Default Employer	2	Current Second Body Header Additional Name	MASTERFUNCID
Current First Body Header Additional Value	STDCCTEM	Savings App State	RECINVIFY
Personal Loan Account Class	UPL	Current Header Function	STDCA001
CO-Applicant Registration URL		Personal Loan First Body Header Additional Value	ORDRLCTM
Auto Loan Location	GB	Savings Application Category	SAVIN
Current First Body Header Function	STDCA021	Savings Second Body Header Additional Values	STDSATEM
Personal Loan Header Function	ORDRLCAP	Current Location	GB
Savings First Body Header Additional Value	STDPRCS1	Auto Loan First Body Header Function	ORDRLCAP
CASA Bundle Id		Origination Date Of Birth Limit Check	
Auto Loan Account Class	AUTOLOANS	Savings First Body Header Additional Name	MASTERFUNCID
Auto Loan First Body Header Additional Value	ORDRLCTM	Savings Second Body Header Function	STDSA001
Current Second Body Header Action	MODIFY	Savings Process Code	OSAC
Current Header Module	ST	Preferred Mode of Offer Document Delivery	
Current Application Category	CURRENT	Auto Loan Header Function	ORDRLCAP
Auto Loan Header Module	OR	Current Second Body Header Additional Value	STDCATEM
Current Process Code	OCAC	Personal Loan Application Category	UPL
Auto Loan Application Category	AUTOLOANS	Personal Loan Process Code	NRLC
Current First Body Header Additional Name	MASTERFUNCID	Personal Loan First Body Header Additional LName	MASTERFUNCID
Savings First Body Header Function	STDPRCS1	Savings Header Module	ST
Savings App Status	CUSTDTLS	Auto Loan Product Code	ABT2
Savings Second Body Header Additional Name	MASTERFUNCID	Auto Loan First Body Header Additional Name	MASTERFUNCID
Personal Loan Product Code	LRE2	Personal Loan Firstboot Header Function	ORDRLCAP
Savings Header Function	STDSA001	Savings Location	GB
Auto Loan First Body Header Action	NEW	Auto Loan Process Code	NRLC
Current Second Body Header Function	STDCA001	Personal Loan Header Module	OR
Personal Loan Location	GB		

Previous
Next
Cancel

Copyright © 2006, 2020, Oracle and/or its affiliates. All rights reserved. | Security Information | Terms and Conditions

Field Description

Field Name	Description
Current First Body Header Additional Name	Specify the name of the additional parameter for current account.
Current Application Category	Specify the host system application category for current account.
Personal Loan Process Code	Specify the host system process code for personal loan.
Personal Loan Product Code	Specify the host system product code for personal loan.
Current First Body Header Additional Value	Specify the value of the additional parameter for current account.
Current First Body Header Function	Specify the host system code for current account initiation stage.
CASA Bundle Id	Specify the bundle Id for current and savings account. This parameter is not required for FCUBS as the host system
Savings Process Code	Specify the host system process code for savings account.
Savings Second Body Header Additional Name	Specify the name for additional parameter for savings account.
Current Second Body Header Additional Name	Specify the name of the additional parameter for current account.
Personal Loan Application Category	Specify the host system application category for personal loan.
Current Account Class	Specify the host system account class for current account.
Auto Loan First Body Header Function	Specify the host system stage code for auto loans.
Savings App State	Specify the host system code for savings account application state.
Savings Second Body Header Additional Values	Specify the value for additional parameter for savings account.

Field Name	Description
Savings First Body Header Additional Value	Specify the value for additional parameter for savings account.
Current Process Code	Specify the host system process code for current account and available for edit.
Current Second Body Header Additional Value	Specify the value of the additional parameter for current account.
Auto Loan Location	Specify the default location for auto loan account.
Auto loan Header Module	Specify the module identifier for auto loan account.
Auto loan Process Code	Specify the host system process code for auto loan account.
Auto Loan First Body Header Additional Name	Specify the name for additional parameter for auto loan.
Personal Loan Location	Specify the default location for personal loan account.
Savings Location	Specify the default location for savings account.
Current Header Function	Specify the host system code for current account initiation stage.
Preferred Mode of Offer Document Delivery	Specify the preferred mode of delivery for the documents. This parameter is not required for FCUBS as the host system
Current Header Module	Specify the module identifier for current account.
Savings Second Body Header Function	Specify the host system code for savings account initiation stage.
Savings Header Function	Specify the host system code for savings account initiation stage.
Personal Loan Header Module	Specify the module identifier for personal loan account.
Savings Application Category	Specify the savings account application category.
Personal Loan Account Class	Specify the host system account class for personal loan.

Field Name	Description
Savings Account Class	Specify the host system account class for savings account.
Personal Loan First body Header Function	Specify the host system stage code for personal loans.
Auto Loan First Body Header Additional Value	Specify the value for additional parameter for auto loan.
Co- Applicant Registration URL	Specify the URL for registration of the co-applicant. This parameter is not required for FCUBS as the host system
Personal Loan First Body Header Additional Value	Specify the value of the additional parameter for personal loan account.
Personal Loan First Body Header Additional Name	Specify the value of the additional parameter for personal loan account.
Auto Loan Product Code	Specify the host system product code for auto loans.
Savings Header Module	Specify the identifier of the module for savings account.
Savings First Body Header Function	Specify the host system stage code for savings account.
Auto Loan First Body Header Action	Specify the host system code to start new auto loan application.
Auto Loan Header Function	Specify the host system stage code for auto loan.
Current Second Body Header Action	Specify the identifier to indicate modification of current account application.
Auto loan Application Category	Specify the host system application category for auto loan account.
Current Second Body Header Function	Specify the host system code for current account initiation stage.
Default Employer	Specify the value of default employer.
Current Location	Specify the default location for current loan account.
Origination Date of Birth Limit Check	Specify the option for validating the date of birth limit i.e. Local / Remote.

Field Name	Description
Auto Loan Account Class	Specify the host system account class for auto loans.
Savings App Status	Specify the host system code for savings account application status.
Personal Loan Header Function	Specify the host system code for personal loan initiation stage.
Savings First Body Header Additional Name	Specify the name for additional parameter for savings account.

Note: The fields appearing in the System Configuration – Dynamic Module – Origination tab depends on the configuration done at the back end and is dynamic in nature.

- Enter the relevant details in the Dynamic Module - Origination tab.
- Click **Next**. The **System Configuration – Dynamic Module – Service Request** screen appears.
OR
Click **Previous** to go to the previous screen.
OR
Click **Cancel** to cancel the setup process.

System Configuration – Dynamic Module – Service Request

The screenshot shows the 'System Configuration' page for 'futura bank'. The user is logged in as 'Sam David' and is viewing the configuration for the 'UBS 14.4 HEL Branch'. The configuration is for the 'Service Request' module. The 'Dynamic Module' section is expanded, showing a list of sub-modules: Brand, Payment, WealthManagement, WALLET, OTHERMODULE, File Upload, ForexDeal, Origination, ServiceRequest, and Common. The 'ServiceRequest' sub-module is currently selected. The configuration details for 'ServiceRequest' are as follows:

Field	Value
Service Request Turnaround Time	5
Request Submission Expiration Duration (in days)	120
Service Request Persistence Type	INTERNAL

At the bottom of the configuration page, there are three buttons: 'Previous', 'Next', and 'Cancel'. The footer of the page contains the copyright information: 'Copyright © 2006, 2020, Oracle and/or its affiliates. All rights reserved. | Security Information | Terms and Conditions'.

Field Description

Field Name	Description
Request Expiration in Days	Specify the number of days post which the raised Service Request data will not be available for business user. For e.g. If this field is defined as 180 days, then the business user can view his raised service requests for last 180 days.
Service Request Turnaround Time	Specify predefined processing time within which the administrator should take action on a raised Service Request. If the service request processing time has passed this turnaround time, then an exclamation flag starts appearing against the raised Service Request in Request processing screen. This flag helps administrator in understanding that these service requests have already passed the turnaround time and should be actioned at the earliest
Service Request Persistent Type	<p>This is to decide if the raised service request data has to be persisted locally in OBDX database or it has to be sent to a third party CRM system. The options available in this field are :</p> <ul style="list-style-type: none"> • Internal – For persisting the data in OBDX • External – For persisting the data in third party system. <p>Note: There is no out of the box integration available for a third party system for persisting the raised service request data.</p>

- In the **Request Expiration duration (in days)** field, specify the number of days post which the raised service request will not be available to business user.
- In the **Service Request Turnaround Time** field, specify the processing time within which administrator should take action on the request.
- In the **Service Request Persistent Type** field, specify if persisted data needs to locally stored or to third party system.
- Click **Next**. The System Configuration – Dynamic Module – Common screen appears.
OR
Click **Previous** to go to the previous screen.
OR
Click **Cancel** to cancel the setup process.

System Configuration – Dynamic Module - Common

The screenshot shows the 'System Configuration' page for 'futura bank'. The top navigation bar includes 'ATM/Branch', 'English', and 'UBS 14.3 AT3 Branch'. The user is logged in as 'Welcome, Sam David' with a last login of '05 May 07:40 PM'. The breadcrumb trail is: < DXBU13 > Third Party1 > UBS 14.3 AT3 Branch > **UBS 14.4 HEL Branch** > UBS 14.4 AT3 Branch > OBPM HEL Branch 14.2 > UBS 14.3 AT3 OBDXBU11 > Third Party > OBTFPM 14.3 > RI >. The 'Select Host' dropdown is set to 'Oracle FLEXCUBE Universal Banking 1...'. The 'Entity' is 'UBS 14.4 HEL Branch'. A sidebar on the left lists configuration sections: Basic Details, Host Details, Bank Details, Branch Details, Currency Payments, SMTP, Third Party Configuration, Dynamic Module (expanded), Brand, Payment, WealthManagement, WALLET, OTHERMODULE, File Upload, ForexDeal, Origination, ServiceRequest, and Common. The 'Dynamic Module' section is expanded to show 'Common'. The 'Batch Redirection Host Port' field is empty. At the bottom are 'Previous', 'Save', and 'Cancel' buttons. The footer contains the copyright notice: 'Copyright © 2006, 2020, Oracle and/or its affiliates. All rights reserved. | Security Information | Terms and Conditions'.

Field Description

Field Name	Description
Batch Redirection Host Port	Specify the host port number for the batch redirection. Note: It should be left blank except for IDCS where it should be OHS Host and Port, e.g. host: port (mum00c:2222)

- In the **Batch Redirection Host Port** field, enter the host port number.
- Click **Save** to save the entered details.
OR
Click **Previous** to go to the previous screen.
OR
Click **Cancel** to cancel the transaction.
- The success message along with the reference number and status appears. Click **OK** to complete the process.

4.1 System Configuration – View and Edit

Using this option the system administrator can view and edit the system configuration details that have already been created.

- The System Administrator logs in to the application using valid login credentials. The System Configuration screen along with details as setup for multi entity appears. If the setup is multi-entity enabled, then the system will display the entity details and the same can be edited.

System Configuration - Multi Entity

ATM/Branch English UBS 14.3 AT3 Branch

WELCOME Welcome, Sam David
Last login 05 May 07:40 PM

System Configuration

Does your setup has Multi Entity? Yes No

Does your setup has data sharing? Yes No

Entity Id	Entity Name	Time Zone	
OBDXBU3	FCR 11.7 EOD Branch	(GMT+0:00) Africa/Abidjan	
OBDXBU4	UBS 14.3 AT3 Branch OBCL	(GMT+5:30) Asia/Calcutta	
OBDXBU6	OBPM HEL Branch 14.3	(GMT+0:00) Africa/Abidjan	
OBDXBU9	FCR 11.8 9999 Branch	(GMT+5:30) Asia/Calcutta	
OBDXBU8	UBS 14.3 AT3 Branch for OBL	(GMT+5:30) Asia/Calcutta	
OBDXBU12	OBTF 14.4 000 OBDXBU12	(GMT+5:30) Asia/Calcutta	
OBDXBU13	OBTFPM 14.4 OBDXBU13	(GMT+5:30) Asia/Calcutta	
OBDXBU14	Third Party1	(GMT+0:00) Africa/Abidjan	
OBDX_BU	UBS 14.3 AT3 Branch	(GMT+5:30) Asia/Calcutta	
OBDXBU10	UBS 14.4 HEL Branch	(GMT+5:30) Asia/Calcutta	
OBDXBU16	UBS 14.4 AT3 Branch	(GMT+5:30) Asia/Calcutta	
OBDXBU1	OBPM HEL Branch 14.2	(GMT+5:30) Asia/Calcutta	
OBDXBU11	UBS 14.3 AT3 OBDXBU11	(GMT+5:30) Asia/Calcutta	
OBDXBU2	Third Party	(GMT+5:30) Asia/Calcutta	
OBDXBUS	OBTFPM 14.3	(GMT+5:30) Asia/Calcutta	
OBDXBU15	RPM 14.4	(GMT+0:00) Africa/Abidjan	

Copyright © 2006, 2020, Oracle and/or its affiliates. All rights reserved. | Security Information | Terms and Conditions

- Click against the respective entity to edit the details i.e. Entity Name and Time Zone.
- Click to save the entity details.
- Click **Continue**. The **System Configuration - Basic Details** screen with mapped entities appear.
- Select the entity for which you wish to edit the system configuration details.

4.1.1 System Configuration - Basic Details – View and Edit

Using this option System Administrator can view the maintained basic details and also edit the required details.

To view and edit the basic details:

System Configuration - Basic Details – View

The screenshot shows the 'System Configuration' interface for 'futura bank'. The user is logged in as 'Sam David' and is viewing the configuration for the 'UBS 14.4 HEL Branch'. The interface includes a navigation menu, a breadcrumb trail, and a list of configuration categories. The 'Basic Details' category is selected and expanded, showing a table of server information.

Entity : UBS 14.4 HEL Branch	
Web Server Host	mum00boa.in.oracle.com
Application Server Host	mum00boa.in.oracle.com
Web Server Port	18777
Application Server Port	13003

At the bottom of the configuration view, there are 'Edit' and 'Cancel' buttons.

- Select the **Host System** for which you wish to view the system configuration details and edit as required.
- Click **Edit** to edit the Basic Details. The **System Configuration - Basic Details** screen appears in editable form.

System Configuration - Basic Details - Edit

System Configuration

Select Host Oracle FLEXCUBE Universal Banking 1...

Entity : UBS 14.4 HEL Branch

- Basic Details
- Host Details
- Bank Details
- Branch Details
- Currency Payments
- SMTP
- Third Party Configuration
- Dynamic Module

Web Server Host	mum00boa.in.oracle.com	Web Server Port	18777
Application Server Host	mum00boa.in.oracle.com	Application Server Port	13003

Save Cancel

Copyright © 2006, 2020, Oracle and/or its affiliates. All rights reserved. | Security Information | Terms and Conditions

Field Description

Field Name	Description
Web Server Host	Displays the web server host details and available for edit.
Web Server Port	Displays the port of the web server and available for edit.
Application Server Host	Displays the application server host details and available for edit.
Application Server Port	Displays the port of the application server and available for edit.

- In the **Web Server Host** field, edit the address of the web server if required.
- In the **Web Server Port** field, edit the port number of the web server if required.
- In the **Application Server Host** field, edit the host name of the application server if required.
- In the **Application Server Port** field, edit the port number of the application server port if required.

- Click **Save** to save the changes.
OR
Click **Cancel** to cancel the transaction.
- The **System Configuration - Basic Details - Review** screen appears. Verify the details, and click **Confirm**.
OR
Click **Cancel** to cancel the transaction.
OR
Click the Host Details, Bank Details, Branch Details, Currency Payments, SMTP, Third Party Configuration or Dynamic Module tabs to view and edit the respective details if required.
- The screen with success message along with the reference number and status appears.
Click **OK** to complete the transaction.

4.1.2 System Configuration - Host Details - View and Edit

Using this option System Administrator can view the maintained host details and also edit the required details.

To view and edit the host details:

- Click on **System Configuration** option on the dashboard and navigate to the host details tab. The default option is **'View'**

Host Details - View

The screenshot displays the 'System Configuration' page for 'futura bank'. The user is logged in as 'Welcome, Sam David' with a last login of '05 May 07:40 PM'. The page shows a breadcrumb trail: 'DXBU13 > Third Party > UBS 14.3 AT3 Branch > UBS 14.4 HEL Branch'. The main content area is titled 'Entity : UBS 14.4 HEL Branch' and shows a table of host details:

Host Name	UBS	Host Version	14.4
Gateway IP	whf00mle	Port	7203
Channel	IB		

On the left side, there is a list of configuration tabs, each with a green checkmark icon:

- Basic Details
- Host Details
- Bank Details
- Branch Details
- Currency Payments
- SMTP
- Third Party Configuration
- Dynamic Module

At the bottom left, there are 'Edit' and 'Cancel' buttons. The footer contains the copyright notice: 'Copyright © 2006, 2020, Oracle and/or its affiliates. All rights reserved. | Security Information | Terms and Conditions'.

- Click **Edit** to edit the Host Details. The **System Configuration - Host Details** screen appears in editable form.
OR
Click **Cancel** to cancel the transaction.

Host Details – Edit

Field Description

Field Name	Description
Host Name	Displays the host name defined for the channel banking platform.
Host Version	Displays the host version defined for the channel platform and available for edit. The user can select the version from the list.
Gateway IP	Displays the Gateway IP of the selected host system and available for edit.
Port	Displays the port number of the host system and available for edit.
Channel	Displays the channel to access the application.

Field Name	Description
Check Host Availability	Click to check the Host availability for the new details entered.

- From the Host Version list, select the version of the host, if required.
- In the Gateway IP field, edit the gateway IP address of the host.
- In the Port field, edit the port number of the server.
- In the Channel field, edit the channel to access the application.
- Click the **Check Host Availability** link to check the host availability. The message of successful testing appears.
- Click **Save** to save the changes.
OR
Click **Cancel** to cancel the transaction.
- The **System Configuration - Host Details - Review** screen appears. Verify the details, and click Confirm.
OR
Click **Cancel** to cancel the transaction.
OR
Click the Basic Details, Bank Details, Branch Details, SMTP, Third Party Configuration or Dynamic Module tabs to view and edit the respective details if required.
- The screen with success message along with the reference number and status appears. Click **OK** to complete the transaction.

4.1.3 System Configuration - Bank Details - View and Edit

Using this option System Administrator maintains the bank details. These details once defined can be viewed and edited using this transaction.

To view and edit the bank details:

- Click on **System Configuration** option on the dashboard and navigate to the bank details tab. The default option is 'View'.

Bank Details - View

The screenshot shows the Oracle FLEXCUBE System Configuration interface for viewing bank details. The top navigation bar includes 'futura bank' and 'System Configuration'. The main content area is titled 'Entity: UBS 14.4 HEL Branch' and contains a table of configuration details. The table is organized into two columns. The left column lists various configuration items with their values, and the right column lists other configuration items with their values and checkboxes. At the bottom of the main content area, there are 'Edit' and 'Cancel' buttons.

Configuration Item	Value
Bank Code	011
Bank Name	ZIG BANK
Address Line 1	Test
Address Line 2	Test
Address Line 3	Test
Zip Code	8756754
Bank Group Code	ZIGGRP
Bank Short Name	ZIG
Country	IN
Bank Currency	EUR
Allowed Account Types	<input checked="" type="checkbox"/> Conventional <input checked="" type="checkbox"/> Islamic <input checked="" type="checkbox"/> Recurring Deposit

- Click **Edit** to edit the Bank Details. The **System Configuration - Bank Details** screen appears in editable form.

Bank Details - Edit

System Configuration

Select Host: Oracle FLEXCUBE Universal Banking 1...

Entity : UBS 14.4 HEL Branch

Bank Code: 011

Bank Name: ZIG BANK

Address Line 1: Test

Address Line 2: Test

Address Line 3: Test

Zip Code: 8756754

Bank Currency: Euro

Bank Group Code: ZIGGRP

Bank Short Name: ZIG

Country: India

Allowed Account Types: Conventional, Islamic, Recurring Deposit

Save Cancel

Copyright © 2006, 2020, Oracle and/or its affiliates. All rights reserved. | Security Information | Terms and Conditions

Field Description

Field Name	Description
Bank Code	Displays the bank code as defined and available for edit.
Bank Group Code	Displays the bank group code as defined and available for edit.
Bank Name	Displays the name of the bank as defined and available for edit.
Bank Short Name	Displays the short name of the bank as defined and available for edit.
Address - Line 1 - 3	Displays the address of the bank as defined and available for edit.
Country	Displays the country of the bank and available for edit.
ZIP Code	Displays the ZIP code of the bank.

Field Name	Description
Allowed Account Types	<p>Displays the allowed account types as defined and available for edit.</p> <p>The options are:</p> <ul style="list-style-type: none"> • Conventional • Islamic • Recurring Deposit <hr/> <p>Note: Recurring Deposit as an account type is not supported for FCUBS as the host system.</p>

Bank Currency	Displays the applicable bank currency and available for edit.
----------------------	---

- In the **Bank Code** field, edit the code of the bank.
- In the **Bank Group Code** field, edit the group code of the bank.
- In the **Bank Name** field, edit the name of the bank.
- In the **Bank Short Name** field, edit the short name of the bank.
- In the **Address Line 1 - 3** field, edit the address of the bank if required.
- From the **Country** list, edit the country of the bank if required.
- In the **City** and **ZIP Code** field, edit the city/ zip code of the bank if required.
- From the **Bank Currency** list, edit the currency of the bank if required.
- Select/ de-select the Allowed Account Types check box, to edit the selection, if required.
- Click **Save** to save the changes.
OR
Click **Cancel** to cancel the transaction.
- The **System Configuration - Bank Details - Review** screen appears. Verify the details, and click **Confirm**.
OR
Click **Cancel** to cancel the transaction.
OR
Click the Basic Details, Host Details, Branch Details, SMTP, Third Party Configuration or Dynamic Module tabs to view and edit the respective details.
- The screen with success message along with the reference number and status appears. Click **OK** to complete the transaction.

4.1.4 System Configuration - Branch Details - View and Edit

Using this option System Administrator maintains the branch details. These details once defined can be viewed and edited using this transaction.

To view and edit the branch details:

- Click on **System Configuration** option on the dashboard and navigate to the branch details tab. The default option is **'View'**.

Branch Details – View

The screenshot displays the 'System Configuration' interface for 'futura bank'. The user is logged in as 'Sam David' with a last login time of '05 May 07:40 PM'. The interface shows a breadcrumb trail: 'DXBUI3 > Third Party1 > UBS 14.3 AT3 Branch > UBS 14.4 HEL Branch > UBS 14.4 AT3 Branch > OBPM HEL Branch 14.2 > UBS 14.3 AT3 OBDXBU11 > Third Party > OBTFPM 14.3 > RI >'. The 'Select Host' dropdown is set to 'Oracle FLEXCUBE Universal Banking 1...'. The 'Entity' is 'UBS 14.4 HEL Branch'. A list of configuration tabs is shown, all with green checkmarks: 'Basic Details', 'Host Details', 'Bank Details', 'Branch Details', 'Currency Payments', 'SMTP', 'Third Party Configuration', and 'Dynamic Module'. The 'Basic Details' tab is active, showing the following information:

Bank Code	011	Branch Code	HEL
Home Branch	HEL	Local Currency	EUR
Calculation Currency	EUR	Region	SEPA

At the bottom of the configuration area, there are 'Edit' and 'Cancel' buttons. The footer contains the text: 'Copyright © 2006, 2020, Oracle and/or its affiliates. All rights reserved. | Security Information | Terms and Conditions'.

- Click **Edit** to edit the Branch Details. The **System Configuration - Branch Details** screen appears in editable form.

Branch Details - Edit

Field Description

Field Name	Description
Bank Code	Displays the unique code of the bank as defined.
Branch Code	Displays the bank branch code as defined and available for edit.
Home Branch	Displays the home branch code as defined and available for edit.
Local Currency	Displays the local currency as defined and available for edit.
Calculation Currency	Displays the calculation currency as defined and available for edit.

Field Name	Description
Region	<p>Displays the region of bank payments as defined and available for edit.</p> <p>The options are:</p> <ul style="list-style-type: none"> • India • UK • SEPA

-
- In the **Bank Code** field, edit the code of the bank.
 - In the **Branch Code** field, edit the branch code of the bank.
 - In the **Home Branch** field, edit the name of the home branch of the bank.
 - From the **Local Currency** list, select the local currency of the bank branch.
 - From the **Calculation Currency** list, select the calculation currency of the bank branch.
 - From the **Region** list, select the appropriate region.
 - Click **Save** to save the changes.
OR
Click **Cancel** to cancel the transaction.
 - The **System Configuration - Branch Details - Review** screen appears. Verify the details, and click Confirm.
OR
Click **Cancel** to cancel the transaction.
OR
Click the Basic Details, Host Details, Bank Details, SMTP, Third Party Configuration or Dynamic Module tabs to view and edit the respective details if required.
 - The screen with success message along with the reference number and status appears. Click **OK** to complete the transaction.

4.1.5 System Configuration – SMTP – View and Edit

Using this option, the system administrator maintains the SMTP configurations. These details once defined can be viewed and edited using this transaction.

To view and edit the SMTP details:

- Click on **System Configuration** option on the dashboard and navigate to the SMTP tab. The default option is 'View'.

System Configuration – SMTP - View

The screenshot shows the 'System Configuration' page for 'futura bank'. The user is logged in as 'Sam David'. The page displays the SMTP configuration for the 'UBS 14.4 HEL Branch'. The configuration details are as follows:

Field	Value
Server Name	internal-mail-router.oracle.com
Port	25
Sender Email Address	OBPAAlert_EMERALD_ME@oracle.com
Recipient Email Address	
Authentication Required	<input type="checkbox"/>
Username	
Password	

At the bottom of the configuration area, there are 'Edit' and 'Cancel' buttons.

- Click **Edit** to edit the dynamic module SMTP details. The **System Configuration – SMTP** screen appears in editable form.

System Configuration – SMTP Edit

Field Description

Field Name	Description
Server Name	Displays the name of the server and available for edit.
Port	Displays the port number and available for edit.
Sender Email Address	Displays the sender email address and available for edit
Recipient Email Address	Displays the recipient email address and available for edit
Authentication Required	Select the check box, if authentication is required.
Username	Edit the username, if required.
Password	Edit the password if required.

- In the Server Name field, edit the name of the mail server if required.
- In the Port field, edit the port number if required.
- In the **Sender Email Address**, edit the email address of the sender if required.
- In the **Recipient Email Address**, edit the email address of the recipient if required.

- In the **Username**, edit the user name if required.
- In the **Password** field, edit the password if required.
- Click the **Send Test Email** link to send a test mail. The message of successful testing appears.
- Click **Save** to save the changes.
OR
Click **Cancel** to cancel the transaction.
- The **System Configuration – SMTP - Review** screen appears. Verify the details, and click Confirm.
OR
Click **Cancel** to cancel the transaction.
OR
Click the Basic Details, Host Details, Bank Details, Branch Details, Third Party Configuration or Dynamic Module tabs to view and edit the respective details if required.
- The screen with success message along with the reference number and status appears. Click **OK** to complete the transaction.

4.1.6 System Configuration -Third Party Configuration – View and Edit

Using this option, system administrator can edit the third party configurations details.

To view and edit the third party configuration details:

- Click on **System Configuration** option on the dashboard and navigate to the Third Party Configurations tab. The default option is '**View**'.

System Configuration –Third Party Configurations – View

The screenshot displays the Futura Bank System Configuration interface. At the top, there is a navigation bar with 'futura bank' logo, a search icon, and a user profile 'Welcome, Sam David' with a last login time of '05 May 07:40 PM'. Below the navigation bar, the 'System Configuration' section is active, showing a breadcrumb trail: '< DXBU13 > Third Party1 > UBS 14.3 AT3 Branch > UBS 14.4 HEL Branch'. The main content area shows 'Select Host' as 'Oracle FLEXCUBE Universal Banking 1...'. A sidebar on the left lists configuration categories: Basic Details, Host Details, Bank Details, Branch Details, Currency Payments, SMTP, Third Party Configuration, and Dynamic Module. The 'Third Party Configuration' section is expanded, showing a table of configurations:

Receiver Queue Connection Factory	ExtSystemReceiverQCF
Receiver Queue	ExtSystemReceiverQueue
Sender Queue Connection Factory	ExtSystemSenderQCF
Sender Queue	ExtSystemSenderQueue

At the bottom of the configuration area, there are 'Edit' and 'Cancel' buttons. The footer contains copyright information: 'Copyright © 2006, 2020, Oracle and/or its affiliates. All rights reserved. | Security Information | Terms and Conditions'.

- Click **Edit** to edit the Third Party Configuration. The **System Configuration –Third Party Configuration** screen appears in editable form.

System Configuration –Third Party Configuration – Edit

Field Description

Field Name	Description
Receiver Queue Connection Factory	Displays the JNDI name of the receiver connection factory which is created inside Receiver JMS module and available for edit.
Receiver Queue	Displays the JNDI name of the receiver queue (destination used for receiving the message from external host) created in the receiver JMS module and available for edit.
Sender Queue Connection Factory	Displays the JNDI name of the sender connection factory, which is created inside Sender JMS module and available for edit
Sender Queue	Displays the JNDI name of the sender queue created in the Sender JMS module and available for edit.

- In the **Receiver Queue Connection Factory** field, edit the value if required.
- In the **Receiver Queue** field, edit the value if required.
- In the **Sender Queue Connection Factory** field, edit the value if required.
- In the **Sender Queue** field, edit the value if required.

- Click **Save** to save the changes.
OR
Click **Cancel** to cancel the transaction.
- The **System Configuration - Third Party Configuration - Review** screen appears.
Verify the details, and click **Confirm**.
OR
Click **Cancel** to cancel the transaction.
OR
Click the Basic Details, Host Details, Bank Details, Branch Details, SMTP or Dynamic Modules tabs to view and edit the respective details.
- The screen with success message along with the reference number and status appears.
Click **OK** to complete the transaction.

4.1.7 System Configuration – Dynamic Module

The dynamic modules corresponding to the selected host, which is required to run the application are defined and configured by system administrator.

The modules are included depending on the type of host selected.

Following modules are configured:

- Brand
- Account
- Payments
- WealthManagement
- Wallet
- Other Module
- File Upload
- Forex Deal
- Origination
- Service Request
- Common

4.1.8 System Configuration – Dynamic Module – Brand - View and Edit

Using this option, the system administrator maintains the Brand module configurations. These configurations once defined can be viewed and edited.

To view and edit the Brand module details:

- Click on **System Configuration** option on the dashboard and navigate to the dynamic module – Brand tab. The default option is '**View**'.

System Configuration – Dynamic Module – Brand View

The screenshot shows the Oracle System Configuration interface for the 'Dynamic Module – Brand View'. The top navigation bar includes 'futura bank' and user information: 'Welcome, Sam David' with a last login of '05 May 07:40 PM'. The main content area is titled 'System Configuration' and features a breadcrumb trail: '< DXBU13 > Third Party1 > UBS 14.3 AT3 Branch > UBS 14.4 HEL Branch > UBS 14.4 AT3 Branch > OBPM HEL Branch 14.2 > UBS 14.3 AT3 OBDXBU11 > Third Party > OBTFPM 14.3 > RI >'. Below the breadcrumb, the 'Select Host' dropdown is set to 'Oracle FLEXCUBE Universal Banking 1...'. The main configuration area is for 'Entity : UBS 14.4 HEL Branch' and displays two content URLs: 'Content Server URL' and 'Content Publisher URL', both pointing to 'http://ofss310655:8003/digix/v1'. A left-hand sidebar contains a list of configuration categories, each with a green checkmark: 'Basic Details', 'Host Details', 'Bank Details', 'Branch Details', 'Currency Payments', 'SMTP', 'Third Party Configuration', 'Dynamic Module', and several sub-modules under 'Dynamic Module' (Brand, Payment, WealthManagement, WALLET, OTHERMODULE, File Upload, ForexDeal, Origination, ServiceRequest, Common). At the bottom of the configuration area are 'Edit' and 'Cancel' buttons. The footer contains the copyright notice: 'Copyright © 2006, 2020, Oracle and/or its affiliates. All rights reserved. | Security Information | Terms and Conditions'.

- Click **Edit** to edit the **Dynamic Module – Brand**. The **System Configuration - Dynamic Module – Brand** screen appears in editable form.

System Configuration – Dynamic Module – Brand Edit

The screenshot displays the Oracle System Configuration interface. At the top, there is a navigation bar with 'futura bank' logo and user information 'Welcome, Sam David'. Below this is a breadcrumb trail: < DXBU13 > Third Party1 > UBS 14.3 AT3 Branch > **UBS 14.4 HEL Branch** > UBS 14.4 AT3 Branch > OBPM HEL Branch 14.2 > UBS 14.3 AT3 OBDXBU11 > Third Party > OBTFPM 14.3 > Rf >. The main content area is titled 'System Configuration' and shows 'Select Host' as 'Oracle FLEXCUBE Universal Banking 1...'. The entity is 'UBS 14.4 HEL Branch'. A sidebar on the left lists configuration categories: Basic Details, Host Details, Bank Details, Branch Details, Currency Payments, SMTP, Third Party Configuration, Dynamic Module (expanded), Brand, Payment, WealthManagement, WALLET, OTHERMODULE, File Upload, ForexDeal, Origination, ServiceRequest, and Common. The 'Brand' section is active, showing 'Content Server URL' as 'http://ofss310655:8003/digx/v1' and 'Content Publisher URL' as 'http://ofss310655:8003/digx/v1'. At the bottom, there are 'Save' and 'Cancel' buttons.

Field Description

Field Name	Description
Content Server URL	Displays the content server URL and is available for edit.

Field Name	Description
Content Publisher URL	Displays the content publisher URL and is available for edit.
	<ul style="list-style-type: none">• In the Content Server URL field, edit the web address if required.• In the Content Publisher URL field, edit the URL defined for content publishing.• Click Save to save the changes. OR Click Cancel to cancel the transaction.• The System Configuration - Dynamic Module – Brand - Review screen appears. Verify the details, and click Confirm. OR Click Cancel to cancel the transaction. OR Click the Basic Details, Host Details, Bank Details, Branch Details, SMTP, Third Party Configuration or Dynamic Module tabs to view and edit the respective details if required.• The screen with success message along with the reference number and status appears. Click OK to complete the transaction.

4.1.9 System Configuration – Dynamic Module – Account - View and Edit

Using this option, the system administrator maintains the Account module configurations. These configurations once defined can be viewed and edited.

To view and edit the Account module details:

- Click on **System Configuration** option on the dashboard and navigate to the dynamic module – Account tab. The default option is **'View'**.

System Configuration – Dynamic Module – Account View

The screenshot shows the 'System Configuration' page for the 'IBAN-UBS HEL' entity. The interface includes a top navigation bar with 'futura bank' logo, search bar, and user information (Welcome, Mustufa Gari). Below the navigation bar, there are tabs for different entities: 0076.138.209.14.5 INN HEL, Third Party5, **IBAN-UBS HEL**, FCR 11.10, Third Party2, Third Party, OBPM AKD 14.4 HEL BR, UBS 14.5 ITR, Third Party1, and Corporate C. The 'IBAN-UBS HEL' tab is selected, and the 'Oracle FLEXCUBE Universal Banking 14...' host is chosen. The 'Entity : IBAN-UBS HEL' section shows a list of modules with 'Basic Details' selected. The 'IBAN enabled' status is 'FALSE'. At the bottom, there are 'Edit' and 'Cancel' buttons.

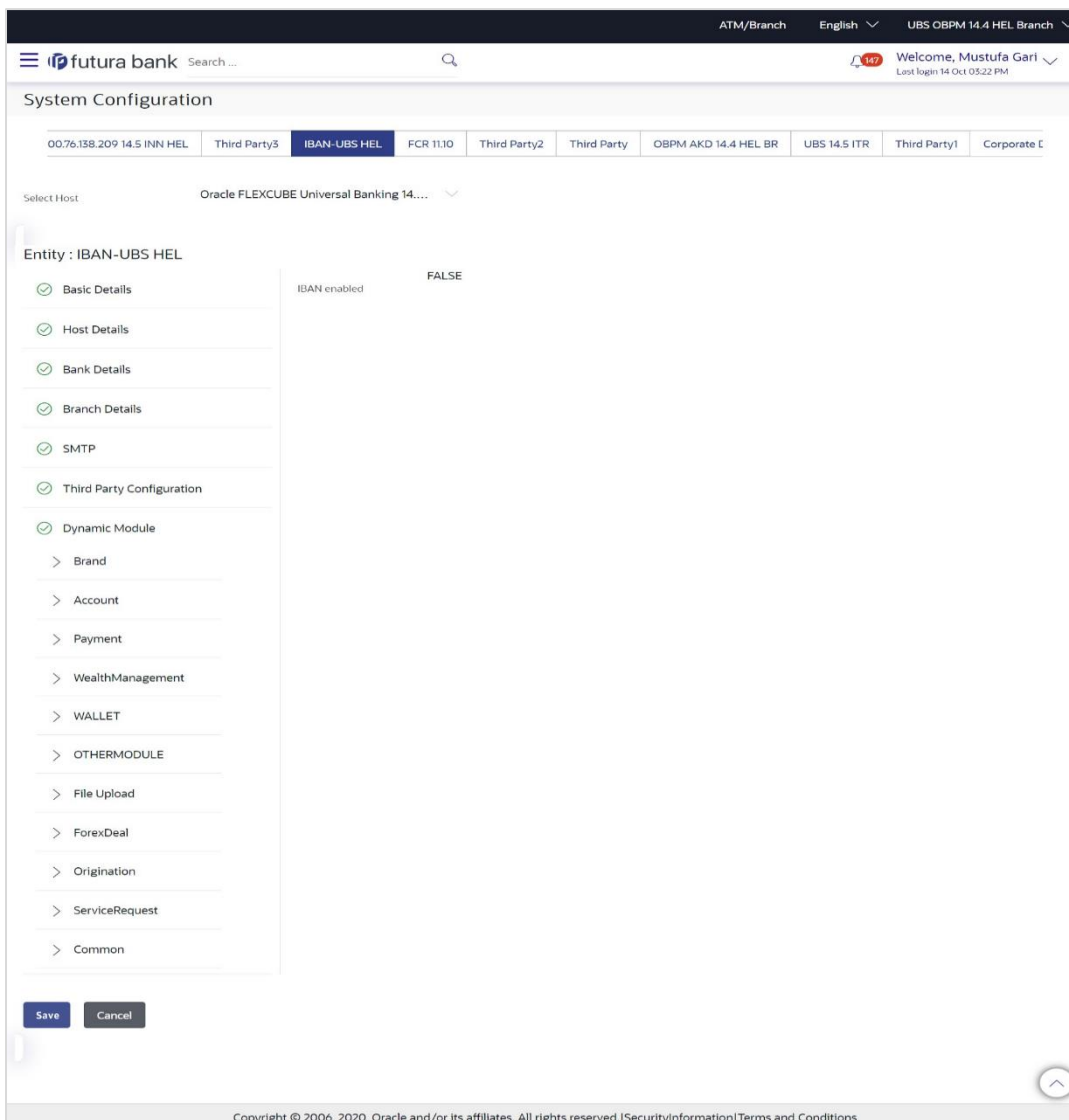
Entity	IBAN enabled
IBAN-UBS HEL	FALSE

Field Name	Description
------------	-------------

IBAN Enabled	<p>Displays whether the IBAN is enabled or not.</p> <p>As a part the Day 0 configuration, the system administrator have been provided with an option to set up the flag to support the IBAN display across all OBDX screens in place of the internal Current & Savings Account number of the customer. This configuration is provided at the bank level. Once enabled, OBDX screens displays the IBAN instead of an account number (Current & Savings Account only) provided necessary support is available in each module.</p>
---------------------	---

- Click **Edit** to edit the **Dynamic Module – Account**. The **System Configuration - Dynamic Module – Account** screen appears in editable form.

System Configuration – Dynamic Module – Account Edit



Field Description

Field Name	Description
IBAN Enabled	<p>Displays whether the IBAN is enabled or not and available for edit.</p> <p>As a part the Day 0 configuration, the system administrator have been provided with an option to set up the flag to support the IBAN display across all OBDX screens in place of the internal Current & Savings Account number of the customer. This configuration is provided at the bank level. Once enabled, OBDX screens displays the IBAN instead of an account number (Current & Savings Account only) provided necessary support is available in each module.</p>

- In the **IBAN Enabled** field, edit the value if required.
- Click **Save** to save the changes.
OR
Click **Cancel** to cancel the transaction.
- The **System Configuration - Dynamic Module – Account - Review** screen appears. Verify the details, and click Confirm.
OR
Click **Cancel** to cancel the transaction.
OR
Click the Basic Details, Host Details, Bank Details, Branch Details, SMTP, Third Party Configuration or Dynamic Module tabs to view and edit the respective details if required.
- The screen with success message along with the reference number and status appears. Click **OK** to complete the transaction.

4.1.10 System Configuration – Dynamic Module - Payment – View and Edit

Using this option, system administrator can edit the payment module details.

To view and edit the Dynamic Module - Payment details:

- Click on **System Configuration** option on the dashboard and navigate to the dynamic module – Payment tab. The default option is 'View'.

System Configuration - Dynamic Module – Payment - View

The screenshot shows the 'System Configuration' page for 'UBS 14.4 HEL Branch'. The left sidebar contains a navigation menu with categories like Basic Details, Host Details, Bank Details, Branch Details, Currency Payments, SMTP, Third Party Configuration, Dynamic Module, Brand, Payment, WealthManagement, WALLET, OTHERMODULE, File Upload, ForexDeal, Origination, ServiceRequest, and Common. The 'Dynamic Module' section is expanded to show 'Payment' details.

Entity : UBS 14.4 HEL Branch	Configuration Item	Value
Peer to Peer Payment (Code)	PBPO	
Internal Fund Transfer - SI (Category)	OUPA	
OBPM Instructed Currency Indicator	T	
Domestic Fund Transfer (Category)	OUPA	
Peer to Peer External Payment (Code)	P2PF	
Peer to Peer External Payment (Category)	PFOU	
OBPM Domestic Draft Instrument Code	DEMANDFT	
OBPM Draft Cancellation Payment Mode	C	
Peer to Peer Internal Payment (Category)	PFOU	
Payee Photo - Retail (Y/N)	Y	
Max Multiple Bill Payment Limit for Retail Users	5	
OBCL WS Version Number	144	
OBPM Domestic Draft Network Code	INS_JSSUE	
OBPM Domestic India Save Template?	N	
OBPM Domestic India Fund Transfer Payment Method	TRA	
Self Fund Transfer - SI (Category)	OUPA	
Domestic Fund Transfer - NEFT (Category)	OUPA	
Domestic Fund Transfer - RTGS (Code)	OPFD	
Claim Payment URL	http://mum00boa:18777/index.html?homeComponent=claim-payment-dashboard&homeModule=claim-payment&menuNavigationAvailable=false	
Retail Service charges enabled (Y/N)	N	
SEPA Direct Debit Payments - SI (Category)	COCC	
Process payment to next working day enabled (Y/N)	Y	
Domestic Fund Transfer - RTGS - SI (Code)	OPFD	
OBPM Host code	HOST1	
SEPA Credit Payment - SI (Code)	SOPC	
Network suggestion (Y/N)	Y	
OBPM WS Version Number	144	
OBPM Domestic India Prefunded Payments?	N	
SEPA Credit Payment (Category)	COPC	
Internal Fund Transfer (Code)	BKOP	
OBPM International Fund Transfer Network Code	SWIFT	
Domestic Fund Transfer (Code)	OPEX	
OBPM Source Code	FCAT	
OBPM Domestic Fund Transfer Code for Network 2	TARGET2	
Max Multiple Transfer Limit for Retail Users	5	
Peer to Peer Payment (Category)	POUP	
Self Fund Transfer With Forex Deal (Code)	BKOF	
Domestic Fund Transfer - RTGS (Category)	OUPA	
Bill Payment (Category)	FCOK	
OBPM Domestic Draft Payment Type	I	
Max Invalid Attempts - Security PIN	5	
OBPM User Id	FCATOP	
OBPM International Draft Network Code	INS_JSSUE	
OBPM International Draft Payment Type	I	
UPI Request Money Max. Expiry Period (in days)	30	
International Draft (Code)	MCKP	
SEPA Direct Debit Payments - SI (Category)	COCC	

Domestic Fund Transfer - SI - NEFT (Category)	OUPA
Enable Upcoming Payment Check (Y/N)	N
SEPA Credit Payment (Code)	OOPC
Payee Photo - Corporate (Y/N)	Y
GLAccountNumber	131120006
OBPM Source code	INTBANKING
Multi-currency Support (Y/N)	Y
OBPM Host Port Number	7203
OBPM Payment Transaction Type Inward	I
Internal Fund Transfer - SI (Code)	BKOP
SEPA Credit Payment - SI (Category)	OUPA
OBPM Self Fund Transfer Network Code	BOOK
External Fund Transfer (Category)	OUPA
OBPM Host IP Address	whf00mle
External Payment Redirection URL	http://mum00boa:18777/home.html?module=home&homeComponent=external-payment-dashboard&homeModule=external-payment
P2PRETRVCOUNT	3
Enable payee edit in hours after payee creation or modification .	48
Self Fund Transfer (Code)	BKOP
Domestic Fund Transfer - SI - NEFT (Code)	OPFC
Max Multiple Bill Payment Limit for Corporate Users	5
Domestic Fund Transfer - NEFT (Code)	OPFC
OBPM SEPA Direct Debit Network Code	SDCO
Peer to Peer Internal Payment (Code)	PBKT
OBPM SEPA Credit Fund Transfer Network Code	STEP2
Bill Payment (Code)	BPAT
Self Fund Transfer With Forex Deal (Category)	OPFX
OBPM Domestic Fund Transfer Code for Network 1	TARGET2
Number Of Days To Check Upcoming Payment	5
SEPA Direct Debit Payments (Code)	SOUC
OBPM Payment Transaction Type Outward	O
OBPM Home Branch Code	HEL
Domestic Fund Transfer - RTGS - SI (Category)	OUPA
Max. No. of Split Bill Contributors	10
Corporate Service charges enabled (Y/N)	N
Internal Fund Transfer (Category)	OUPA
International Fund Transfer (Code)	FTOC
OBPM Internal Fund Transfer Network Code	BOOK
Claim Money Link Expiry(days)	3
External Fund Transfer	BKOP
SEPA Direct Debit Payments - SI (Code)	SOUC
Max Multiple Transfer Limit for Corporate Users	5
Self Fund Transfer (Category)	OUPA
OBPM International Draft Instrument Code	MNGRCHK
OBPM Domestic India Fund Transfer Clearing System Id Code	INFSC
Internal Transfer With Forex Deal (Category)	OPFX
International Fund Transfer With Forex Deal (Code)	FTOC
Internal Fund Transfer With Forex Deal (Code)	BKOP
Self Fund Transfer - SI (Code)	BKOP

Copyright © 2006, 2020, Oracle and/or its affiliates. All rights reserved. | Security Information | Terms and Conditions

- Click **Edit** to edit the **Dynamic Module – Payment**. The **System Configuration - Dynamic Module – Payment** screen appears in editable form.

System Configuration - Dynamic Module - Payment - Edit

ATM/Branch
English
UBS 14.3 AT3 Branch

Welcome, Sam David
Last login 05 May 07:40 PM

System Configuration

<
DXBUT3
Third Party1
UBS 14.3 AT3 Branch
UBS 14.4 HEL Branch
UBS 14.4 AT3 Branch
OBPM HEL Branch 14.2
UBS 14.3 AT3 OBDBU11
Third Party
OBTFFPM 14.3
RI
>

Select Host Oracle FLEXCUBE Universal Banking 1...

Entity : UBS 14.4 HEL Branch

<ul style="list-style-type: none"> <input checked="" type="checkbox"/> Basic Details <input checked="" type="checkbox"/> Host Details <input checked="" type="checkbox"/> Bank Details <input checked="" type="checkbox"/> Branch Details <input checked="" type="checkbox"/> Currency Payments <input checked="" type="checkbox"/> SMTP <input checked="" type="checkbox"/> Third Party Configuration <input checked="" type="checkbox"/> Dynamic Module <ul style="list-style-type: none"> > Brand > Payment > WealthManagement > WALLET > OTHERMODULE 	<table style="width: 100%; border-collapse: collapse;"> <tr> <td style="width: 33%;">Peer to Peer Payment (Code)</td> <td style="width: 33%;">PBPO</td> <td style="width: 33%;">Internal Fund Transfer - SI (Category)</td> <td style="width: 33%;">OUPA</td> </tr> <tr> <td>OBPM Instructed Currency Indicator</td> <td>T</td> <td>Domestic Fund Transfer (Category)</td> <td>OUPA</td> </tr> <tr> <td>Peer to Peer External Payment (Code)</td> <td>P2PF</td> <td>Peer to Peer External Payment (Category)</td> <td>PFOU</td> </tr> <tr> <td>OBPM Domestic Draft Instrument Code</td> <td>DEMANDFT</td> <td>OBPM Draft Cancellation Payment Mode</td> <td>C</td> </tr> <tr> <td>Peer to Peer Internal Payment (Category)</td> <td>PFOU</td> <td>Payee Photo - Retail (Y/N)</td> <td>Y</td> </tr> <tr> <td>Max Multiple Bill Payment Limit for Retail Users</td> <td>5</td> <td>OBCL WS Version Number</td> <td>144</td> </tr> <tr> <td>OBPM Domestic Draft Network Code</td> <td>INS_ISSUE</td> <td>OBPM Domestic India Save Template?</td> <td>N</td> </tr> <tr> <td>OBPM Domestic India Fund Transfer Payment Method</td> <td>TRA</td> <td>Self Fund Transfer - SI (Category)</td> <td>OUPA</td> </tr> <tr> <td>Domestic Fund Transfer - NEFT (Category)</td> <td>OUPA</td> <td>Domestic Fund Transfer - RTGS (Code)</td> <td>OPFD</td> </tr> <tr> <td>Claim Payment URL</td> <td>http://mum00boa:18777/index.l</td> <td>Retail Service charges enabled (Y/N)</td> <td>N</td> </tr> <tr> <td>SEPA Direct Debit Payments - SI (Category)</td> <td>COCC</td> <td>Process payment to next working day enabled (Y/N)</td> <td>Y</td> </tr> <tr> <td>Domestic Fund Transfer - RTGS - SI (Code)</td> <td>OPFD</td> <td>OBPM Host code</td> <td>HOST1</td> </tr> <tr> <td>SEPA Credit Payment - SI (Code)</td> <td>SOPC</td> <td>Network suggestion (Y/N)</td> <td>Y</td> </tr> <tr> <td>OBPM WS Version Number</td> <td>144</td> <td>OBPM Domestic India Prefunded Payments?</td> <td>N</td> </tr> <tr> <td>SEPA Credit Payment (Category)</td> <td>COPC</td> <td>Internal Fund Transfer (Code)</td> <td>BKOP</td> </tr> <tr> <td>OBPM International Fund Transfer Network Code</td> <td>SWIFT</td> <td>Domestic Fund Transfer (Code)</td> <td>OPEX</td> </tr> <tr> <td>OBPM Source Code</td> <td>FCAT</td> <td>OBPM Domestic Fund Transfer Code for Network 2</td> <td>TARGET2</td> </tr> <tr> <td>Max Multiple Transfer Limit for Retail Users</td> <td>5</td> <td>Peer to Peer Payment (Category)</td> <td>POUP</td> </tr> <tr> <td>Self Fund Transfer With Forex Deal (Code)</td> <td>BKOF</td> <td>Domestic Fund Transfer - RTGS (Category)</td> <td>OUPA</td> </tr> <tr> <td>Bill Payment (Category)</td> <td>FOOK</td> <td>OBPM Domestic Draft Payment Type</td> <td>I</td> </tr> <tr> <td>Max. Invalid Attempts - Security PIN</td> <td>5</td> <td>OBPM User Id</td> <td>FCATOP</td> </tr> </table>	Peer to Peer Payment (Code)	PBPO	Internal Fund Transfer - SI (Category)	OUPA	OBPM Instructed Currency Indicator	T	Domestic Fund Transfer (Category)	OUPA	Peer to Peer External Payment (Code)	P2PF	Peer to Peer External Payment (Category)	PFOU	OBPM Domestic Draft Instrument Code	DEMANDFT	OBPM Draft Cancellation Payment Mode	C	Peer to Peer Internal Payment (Category)	PFOU	Payee Photo - Retail (Y/N)	Y	Max Multiple Bill Payment Limit for Retail Users	5	OBCL WS Version Number	144	OBPM Domestic Draft Network Code	INS_ISSUE	OBPM Domestic India Save Template?	N	OBPM Domestic India Fund Transfer Payment Method	TRA	Self Fund Transfer - SI (Category)	OUPA	Domestic Fund Transfer - NEFT (Category)	OUPA	Domestic Fund Transfer - RTGS (Code)	OPFD	Claim Payment URL	http://mum00boa:18777/index.l	Retail Service charges enabled (Y/N)	N	SEPA Direct Debit Payments - SI (Category)	COCC	Process payment to next working day enabled (Y/N)	Y	Domestic Fund Transfer - RTGS - SI (Code)	OPFD	OBPM Host code	HOST1	SEPA Credit Payment - SI (Code)	SOPC	Network suggestion (Y/N)	Y	OBPM WS Version Number	144	OBPM Domestic India Prefunded Payments?	N	SEPA Credit Payment (Category)	COPC	Internal Fund Transfer (Code)	BKOP	OBPM International Fund Transfer Network Code	SWIFT	Domestic Fund Transfer (Code)	OPEX	OBPM Source Code	FCAT	OBPM Domestic Fund Transfer Code for Network 2	TARGET2	Max Multiple Transfer Limit for Retail Users	5	Peer to Peer Payment (Category)	POUP	Self Fund Transfer With Forex Deal (Code)	BKOF	Domestic Fund Transfer - RTGS (Category)	OUPA	Bill Payment (Category)	FOOK	OBPM Domestic Draft Payment Type	I	Max. Invalid Attempts - Security PIN	5	OBPM User Id	FCATOP
Peer to Peer Payment (Code)	PBPO	Internal Fund Transfer - SI (Category)	OUPA																																																																																		
OBPM Instructed Currency Indicator	T	Domestic Fund Transfer (Category)	OUPA																																																																																		
Peer to Peer External Payment (Code)	P2PF	Peer to Peer External Payment (Category)	PFOU																																																																																		
OBPM Domestic Draft Instrument Code	DEMANDFT	OBPM Draft Cancellation Payment Mode	C																																																																																		
Peer to Peer Internal Payment (Category)	PFOU	Payee Photo - Retail (Y/N)	Y																																																																																		
Max Multiple Bill Payment Limit for Retail Users	5	OBCL WS Version Number	144																																																																																		
OBPM Domestic Draft Network Code	INS_ISSUE	OBPM Domestic India Save Template?	N																																																																																		
OBPM Domestic India Fund Transfer Payment Method	TRA	Self Fund Transfer - SI (Category)	OUPA																																																																																		
Domestic Fund Transfer - NEFT (Category)	OUPA	Domestic Fund Transfer - RTGS (Code)	OPFD																																																																																		
Claim Payment URL	http://mum00boa:18777/index.l	Retail Service charges enabled (Y/N)	N																																																																																		
SEPA Direct Debit Payments - SI (Category)	COCC	Process payment to next working day enabled (Y/N)	Y																																																																																		
Domestic Fund Transfer - RTGS - SI (Code)	OPFD	OBPM Host code	HOST1																																																																																		
SEPA Credit Payment - SI (Code)	SOPC	Network suggestion (Y/N)	Y																																																																																		
OBPM WS Version Number	144	OBPM Domestic India Prefunded Payments?	N																																																																																		
SEPA Credit Payment (Category)	COPC	Internal Fund Transfer (Code)	BKOP																																																																																		
OBPM International Fund Transfer Network Code	SWIFT	Domestic Fund Transfer (Code)	OPEX																																																																																		
OBPM Source Code	FCAT	OBPM Domestic Fund Transfer Code for Network 2	TARGET2																																																																																		
Max Multiple Transfer Limit for Retail Users	5	Peer to Peer Payment (Category)	POUP																																																																																		
Self Fund Transfer With Forex Deal (Code)	BKOF	Domestic Fund Transfer - RTGS (Category)	OUPA																																																																																		
Bill Payment (Category)	FOOK	OBPM Domestic Draft Payment Type	I																																																																																		
Max. Invalid Attempts - Security PIN	5	OBPM User Id	FCATOP																																																																																		

> File Upload	OBPM International Draft Network Code	INS_ISSUE	OBPM International Draft Payment Type	I
> ForexDeal	UPI Request Money Max. Expiry Period (In days)	30	International Draft (Code)	MCKP
> Origination	SEPA Direct Debit Payments - SI (Category)	COCC	Domestic Fund Transfer - SI - NEFT (Category)	OUPA
> ServiceRequest	Enable Upcoming Payment Check (Y/N)	N	SEPA Credit Payment (Code)	OOPC
> Common	Payee Photo - Corporate (Y/N)	Y	GLAccountNumber	131120006
	OBPM Source code	INTBANKING	Multi-currency Support (Y/N)	Y
	OBPM Host Port Number	7203	OBPM Payment Transaction Type Inward	I
	Internal Fund Transfer - SI (Code)	BKOP	SEPA Credit Payment - SI (Category)	OUPA
	OBPM Self Fund Transfer Network Code	BOOK	External Fund Transfer (Category)	OUPA
	OBPM Host IP Address	whf00mle	External Payment Redirection URL	http://mum00boa18777/home.
	P2PRETRYCOUNT	3	Enable payee edit in hours after payee creation or modification	48
	Self Fund Transfer (Code)	BKOP	Domestic Fund Transfer - SI - NEFT (Code)	OPFC
	Max Multiple Bill Payment Limit for Corporate Users	5	Domestic Fund Transfer - NEFT (Code)	OPFC
	OBPM SEPA Direct Debit Network Code	SDCO	Peer to Peer Internal Payment (Code)	PBKT
	OBPM SEPA Credit Fund Transfer Network Code	STEP2	Bill Payment (Code)	BPAT
	Self Fund Transfer With Forex Deal (Category)	OPFX	OBPM Domestic Fund Transfer Code for Network 1	TARGET2
	Number Of Days To Check Upcoming Payment	5	SEPA Direct Debit Payments (Code)	SOUC
	OBPM Payment Transaction Type Outward	O	OBPM Home Branch Code	HEL
	Domestic Fund Transfer - RTGS - SI (Category)	OUPA	Max. No. of Split Bill Contributors	10
	Corporate Service charges enabled (Y/N)	N	Internal Fund Transfer (Category)	OUPA
	International Fund Transfer (Code)	FTOC	OBPM Internal Fund Transfer Network Code	BOOK
	Claim Money Link Expiry(days)	3	External Fund Transfer	BKOP
	SEPA Direct Debit Payments - SI (Code)	SOUC	Max Multiple Transfer Limit for Corporate Users	5
	Self Fund Transfer (Category)	OUPA	OBPM International Draft Instrument Code	MNGRCHK
	OBPM Domestic India Fund Transfer Clearing System Id Code	INFSC	Internal Transfer With Forex Deal (Category)	OPFX
	International Fund Transfer With Forex Deal (Code)	FTOC	Internal Fund Transfer With Forex Deal (Code)	BKOF
	Self Fund Transfer - SI (Code)	BKOP		

Save Cancel

Copyright © 2006, 2020, Oracle and/or its affiliates. All rights reserved. | Security Information | Terms and Conditions

Field Description

Field Name	Description
OBPM Self Fund Transfer Network Code	Displays the network code for OBPM self fund transfer and available for edit.
International Draft (Code)	Displays the product code for international draft and available for edit.
Peer to Peer External Payment (Code)	Displays the product code for peer to peer external payments and available for edit.
Enable payee edit in hours after payee creation or modification	Displays the time in hours for the payee to be enabled for modification after its creation and available for edit.

Field Name	Description
OBPM Host Code	Displays the host code for OBPM and available for edit. This parameter is not required for FCUBS as the host system
Enable Upcoming Payment Check (Y/N)	Displays if the system needs to check for upcoming scheduled transfers (via Standing Instructions or Pay Later) due to a payee.
Self Fund Transfer - SI (Category)	Displays the product category for self fund transfer with standing instructions and available for edit.
OBPM Domestic Draft Payment Type	Displays the OBPM Payment for domestic draft type of transaction and available for edit. This parameter is not required for FCUBS as the host system
OBPM Domestic Draft Network Code	Displays the network code for OBPM domestic draft and available for edit. This parameter is not required for FCUBS as the host system
Bill Payment (Code)	Displays the product code for bill payments and available for edit.
Domestic Fund Transfer (Code)	Displays the product code for domestic fund transfer and available for edit.
Domestic Fund Transfer- RTGS - SI (Code)	Displays the product code for domestic fund transfer with standing instructions and network type as RTGS and available for edit.
Internal Fund Transfer - SI (Category)	Displays the product category for internal transfer with standing instructions and available for edit.
Bill Payment (Category)	Displays the product category for bill payments and available for edit.
Self Fund Transfer with Forex Deal (Code)	Displays the product code for self fund transfer with forex deal and available for edit.
Number of Days to Check Upcoming Payments	Displays the number of days within which upcoming payments are due to a payee and available for edit.
International Fund Transfer (Code)	Displays the product code for international fund transfer transaction and available for edit.

Field Name	Description
SEPA Direct Debit Payments -SI (Category)	Displays the product category for SEPA direct debit payments with standing instructions and available for edit.
OBPM International Draft Instrument Code	Displays the instrument code for OBPM international draft and available for edit. This parameter is not required for FCUBS as the host system
Photo Payee - Corporate (Y/N)	Displays whether photo upload for payee is enabled for corporate user or not and available for edit.
SEPA Direct Debit Payments -SI (Category)	Displays the product category for SEPA direct debit payments with standing instructions and available for edit.
Retail Service Charge Enabled (Y/N)	Displays whether the retail service charge is enabled or not and available for edit.
SEPA Credit Payment (Code)	Displays the product code for SEPA credit payments and available for edit.
OBPM Home Branch Code	Displays the code for OBPM home branch and available for edit. This parameter is not required for FCUBS as the host system
OBPM International Draft Payment Type	Displays the OBPM Payment for international draft type of transaction and available for edit. This parameter is not required for FCUBS as the host system
Domestic Fund Transfer-SI-NEFT (Code)	Displays the product code for domestic fund transfer with standing instructions and network type NEFT and available for edit.
Domestic Fund Transfer- RTGS (Category)	Displays the product category for domestic fund transfer with network type as RTGS and available for edit.
Network Suggestion (Y/N)	Displays whether the network suggestion is enabled or not and available for edit.
External Fund Transfer	Displays the product code/ category for external fund transfer and available for edit.
Max. No. of Split Bill Contributors	Displays the number of users that can contribute for splitting a bill and available for edit.

Field Name	Description
Peer to Peer Payment (Code)	Displays the product code for peer to peer payments and available for edit.
Peer to Peer Internal Payment (Category)	Displays the product category for peer to peer internal payments and available for edit.
Domestic Fund Transfer NEFT (Category)	Displays the product category for domestic fund transfer with network type as NEFT and available for edit.
SEPA Credit Payment (Category)	Displays the product category for SEPA credit payments and available for edit.
External Fund Transfer (Category)	Displays the product category for external fund transfer and available for edit.
Peer to Peer Internal Payment (Code)	Displays the product code for peer to peer internal payments and available for edit.
OBPM Instructed Currency Indicator	<p>Displays the OBPM instructed currency indicator and available for edit.</p> <p>This parameter is not required for FCUBS as the host system</p>
OBPM Source Code	<p>Displays the source code for OBPM and available for edit.</p> <p>This parameter is not required for FCUBS as the host system.</p>
OBPM Payment -Transaction Type Inward	<p>Displays the OBPM Payment for inward type of transaction and available for edit.</p> <p>This parameter is not required for FCUBS as the host system</p>
OBPM Source Code	<p>Displays the source code for OBPM and available for edit.</p> <p>This parameter is not required for FCUBS as the host system.</p>
OBPM Domestic Draft Instrument Code	<p>Displays the instrument code for OBPM domestic draft and available for edit.</p> <p>This parameter is not required for FCUBS as the host system</p>

Field Name	Description
OBPM International Fund Transfer Network Code	<p>Displays the network code for OBPM international fund transfer and available for edit.</p> <p>This parameter is not required for FCUBS as the host system</p>
OBPM SEPA Credit Fund Transfer Network Code	<p>Displays the network code for OBPM SEPA credit fund transfer and available for edit.</p> <p>This parameter is not required for FCUBS as the host system</p>
Self Fund Transfer - SI(Code)	<p>Displays the product code for self fund transfer with standing instructions and available for edit.</p>
OBPM International Draft Network Code	<p>Displays the network code for OBPM international draft and available for edit.</p>
OBPM Payment Transaction Type Outward	<p>Displays the OBPM Payment for outward type of transaction and available for edit.</p> <p>This parameter is not required for FCUBS as the host system.</p>
OBPM User Id	<p>Displays the user id for OBPM and available for edit.</p> <p>This parameter is not required for FCUBS as the host system.</p>
External Payment Redirection URL	<p>Displays the URL for the external payments and available for edit.</p>
OBPM Host IP Address	<p>Displays the host IP address for OBPM and available for edit. This parameter is not required for FCUBS as the host system</p>
International Fund Transfer with Forex Deal (Code)	<p>Displays the product code for international fund transfer with forex deal and available for edit.</p>
Internal Transfer with Forex Deal (Category)	<p>Displays the product category for internal fund transfer with forex deal and available for edit.</p>
Max Invalid Attempts - Security PIN	<p>Displays the number of invalid attempts allowed if entering the wrong PIN and available for edit.</p>
OBPM Domestic India Fund Transfer Clearing System Id Code	<p>Displays the clearing system Id code for OBPM Domestic India fund transfer and available for edit.</p> <p>This parameter is not required for FCUBS as the host system.</p>

Field Name	Description
OBPM Domestic India Save Template?	Displays whether the OBPM domestic India template is saved or not and available for edit. This parameter is not required for FCUBS as the host system
SEPA Direct Debit Payments (Code)	Displays the product code for SEPA direct debit payments and available for edit.
Domestic Fund Transfer-SI-NEFT (Category)	Displays the product category for domestic fund transfer with standing instructions and network type NEFT and available for edit.
SEPA Credit Payment - SI(Category)	Displays the product category for SEPA credit payments with standing instructions and available for edit.
Self Fund Transfer (Code)	Displays the product code for self fund transfer and available for edit.
OBPM WS Version Number	Displays the version number for OBPM host Web Service and available for edit.
Domestic Fund Transfer (Category)	Displays the product category for domestic fund transfer and available for edit.
Corporate Service Charge Enabled (Y/N)	Displays whether the corporate service charge is enabled or not and available for edit.
Internal Fund Transfer with Forex Deal (Code)	Displays the product code for internal fund transfer with forex deal and available for edit.
Internal Fund Transfer (Code)	Displays the product code for internal fund transfer and available for edit.
SEPA Direct Debit Payments SI- (Code)	Displays product code for SEPA direct debit payments and available for edit.
UPI Request Money Max. Expiry Period (in days)	Displays the number of days after which the UPI request for money gets expired and available for edit.
OBPM Host port Number	Displays the OBPM host port number and available for edit. This parameter is not required for FCUBS as the host system

Field Name	Description
OBPM Domestic India Fund Transfer Network Code	Displays the network code for OBPM domestic India fund transfer and available for edit. This parameter is not required for FCUBS as the host system
Process payment to next working day enabled (Y/N)	Displays whether the processing of payments for next working day is enabled or not and available for edit
Domestic Fund Transfer- NEFT (Code)	Displays the product code for domestic fund transfer with network type NEFT and available for edit.
Peer to Peer External Payment (Category)	Displays the category for peer to peer external payments and available for edit.
OBPM Draft Cancellation Payment Mode	Displays the payment mode for OBPM draft cancellation and available for edit. This parameter is not required for FCUBS as the host system.
Peer to Peer Payment (Category)	Displays the product category for peer to peer payments and available for edit.
Self Fund Transfer (Category)	Displays the product category for self fund transfer and available for edit.
Claim Payment URL	Displays the claim payment URL for the beneficiary to claim money and available for edit.
Max Multiple Bill Payment Limit for Corporate Users	Displays the maximum number of bill payments that a corporate user can initiate in one go and available for edit.
Internal Fund Transfer -SI (Code)	Displays the product code for internal transfer with standing instructions and available for edit.
Photo Payee - Retail (Y/N)	Displays whether payee photo upload is required for a retail user or not and available for edit.
Claim Money Link Expiry (days)	Displays the number of days after which the claim money link will expire and available for edit.
Self Fund Transfer with Forex Deal (Category)	Displays the product category for self fund transfer with forex deal and available for edit.
Internal Fund Transfer(Category)	Displays the product category for internal fund transfer and available for edit.

Field Name	Description
OBCL WS Version Number	Displays the version number for OBCL host Web Service and available for edit.
OBPM Domestic India Prefunded Payments?	Displays whether there is a prefunded payments for OBPM domestic India and available for edit. This parameter is not required for FCUBS as the host system.
OBPM Internal Fund Transfer Network Code	Displays the network code for OBPM internal fund transfer and available for edit .This parameter is not required for FCUBS as the host system
OBPM Domestic India Fund Transfer Payment Method	Displays the mode of fund transfer and payment method for OBPM domestic India and available for edit. This parameter is not required for FCUBS as the host system.
Domestic Fund Transfer- RTGS (Code)	Displays the product code for domestic fund transfer with network type as RTGS and available for edit.
Max Multiple Transfer Limit for Corporate Users	Displays the maximum number of fund transfer that a corporate user can initiate in one go and available for edit.
Max Multiple Transfer Limit for Retail Users	Displays the maximum number of fund transfer that a retail user can initiate in one go and available for edit.
Domestic Fund Transfer RTGS - SI (Category)	Displays the product category for domestic fund transfer with standing instructions and network type as RTGS and available for edit.
Max Multiple Bill Payment Limit for Retail Users	Displays the maximum number of bill payments that a retail user can initiate in one go and available for edit.
OBPM SEPA Direct Debit Network Code	Displays network code for OBPM SEPA direct debit and available for edit. This parameter is not required for FCUBS as the host system.
SEPA Credit Payment -SI (Code)	Displays the product code for SEPA credit payments with standing instructions and available for edit.

Note: The fields appearing in the System Configuration – Dynamic Module – Payments tab depends on the settings done at the back end and is dynamic in nature.

- Edit the required Payments detail.
- Click **Save** to save the changes.
OR
Click **Cancel** to cancel the transaction.
- The **System Configuration - Dynamic Module – Payment - Review** screen appears. Verify the details, and click **Confirm**.
OR
Click Cancel to cancel the transaction.
OR
Click the Basic Details, Host Details, Bank Details, Branch Details, SMTP, Third Party Configuration or Dynamic Module tabs to view and edit the respective details if required.
- The screen with success message of saving the system configuration along with the status appears. Click **OK** to complete the transaction.

4.1.11 System Configuration – Dynamic Module – Wallet - View and Edit

Using this option, the system administrator maintains the Wallet module configurations. These configurations once defined can be viewed and edited.

To view and edit the Wallet module details:

- Click on **System Configuration** option on the dashboard and navigate to the Dynamic module – Wallet tab. The default option is '**View**'.

System Configuration – Dynamic Module – Wallet View

The screenshot displays the 'System Configuration' page for 'futura bank'. The user is logged in as 'Sam David' (last login 05 May 07:40 PM). The page shows a breadcrumb trail: 'DXBUI3 > Third Party1 > UBS 14.3 AT3 Branch > UBS 14.4 HEL Branch'. The 'Select Host' dropdown is set to 'Oracle FLEXCUBE Universal Banking 1...'. The main content area is titled 'Entity : UBS 14.4 HEL Branch' and shows configuration details for the 'WALLET' account class. The details include: Account Class (WALLET), Branch Code (999), Location Code (GB), and KYC Check Required (N). A sidebar on the left lists various configuration categories, with 'Dynamic Module' expanded to show sub-categories: Brand, Payment, WealthManagement, WALLET, OTHERMODULE, File Upload, ForexDeal, Origination, ServiceRequest, and Common. At the bottom of the configuration area are 'Edit' and 'Cancel' buttons. The footer contains the copyright notice: 'Copyright © 2006, 2020, Oracle and/or its affiliates. All rights reserved. | Security Information | Terms and Conditions'.

- Click **Edit** to edit the **Dynamic Module – Wallet**. The **System Configuration - Dynamic Module – Wallet** screen appears in editable form.

System Configuration – Dynamic Module – Wallet Edit

System Configuration

Select Host: Oracle FLEXCUBE Universal Banking 1...

Entity: UBS 14.4 HEL Branch

Account Class	WALLET	Location Code	GB
Branch Code	999	KYC Check Required	N

Dynamic Module

- > Brand
- > Payment
- > WealthManagement
- > WALLET
- > OTHERMODULE
- > File Upload
- > ForexDeal
- > Origination
- > ServiceRequest
- > Common

Save Cancel

Copyright © 2006, 2020, Oracle and/or its affiliates. All rights reserved. | Security Information | Terms and Conditions

Field Description

Field Name	Description
Account Class	Displays the host system account class for wallets.
Branch Code	Displays the branch code of the wallet account.
KYC Check Required	Indicates if KYC check is required or not for wallet transactions.
Location Code	Displays the location code of the wallet account.

- In the **Account Class** field, edit the value if required.
- In the **Branch Code** field, edit the code if required.
- In the **KYC Check Required** field, edit the value if required.
- In the **Location Code** field, edit the code if required.
- Click **Save** to save the changes.
OR
Click **Cancel** to cancel the transaction.
- The **System Configuration - Dynamic Module – Wallet - Review** screen appears. Verify the details, and click **Confirm**.
OR
Click **Cancel** to cancel the transaction.
OR
Click the Basic Details, Host Details, Bank Details, Branch Details, SMTP, Third Party Configuration or Dynamic Module tabs to view and edit the respective details if required.
- The screen with success message along with the reference number and status appears. Click **OK** to complete the transaction.

4.1.12 System Configuration – Dynamic Module – Other Module – View and Edit

Using this option, system administrator can view and edit the other module details.

To view and edit the Dynamic Module – Other Module details:

- Click on **System Configuration** option on the dashboard and navigate to the dynamic module – Other Module tab. The default option is '**View**'.

System Configuration – Dynamic Module – Other Module – View

ATM/Branch English UBS 14.3 AT3 Branch

futura bank
Welcome, Sam David
Last login 05 May 07:40 PM

System Configuration

< DXBU13
Third Party1
UBS 14.3 AT3 Branch
UBS 14.4 HEL Branch
UBS 14.4 AT3 Branch
OBPM HEL Branch 14.2
UBS 14.3 AT3 OBDXBU1
Third Party
OBTFPM 14.3
RT >

Select Host Oracle FLEXCUBE Universal Banking 1...

Entity : UBS 14.4 HEL Branch

- Basic Details
- Host Details
- Bank Details
- Branch Details
- Currency Payments
- SMTP
- Third Party Configuration
- Dynamic Module
- > Brand
- > Payment
- > WealthManagement
- > WALLET
- > OTHERMODULE
- > File Upload
- > ForexDeal
- > Origination
- > ServiceRequest
- > Common

Handoff File Path for UBS	/scratch/obdx/wls/handoff/UBS		
ASP IP	den02dud.us.oracle.com	OBVAM Offset Transaction Code	000
Supported Auth Type for Login	OTP~R_SOFT_TOKEN~T_SOFT_TOKEN~SEC_QUE~PUSH_OOB	OBVAM No. of Remitters Limit	9003
OBCEPM Port	8091	Live Experience Host IP	live.oraclecloud.com
OBVAM Transaction Code	000	Invoice Management Branch Code	004
OBCEPM IP	whf00bdm	OBSCF Branch Code	004
Retail User Supported Auth Type	OTP~R_SOFT_TOKEN~T_SOFT_TOKEN~SEC_QUE~PUSH_OOB	OBCEPM App Id - Create Loan Application	60
Invoice token expiry time in seconds	60	OBCEPM App Id - List Loan Products	OBCLPMLOANAPP
OBCLPM App Id - List Backoffice Product	OBCLPMBACKOFF	OBCEPM App Id - List Loan Purpose	OBCLPMBUSSPRD
OBCLPM App Id - List Data Segments	OBCLPMBUSSPRC	OBCEPM App Id - List Loan Purpose	OBCLPMMMAINTCE
OBLM flag to consider Post Sweep Balance	Y	Duration of Active Program in days	1000
OBLM Multi Bank Flag	true	OBLM Allow Sweep on Currency Holiday	N
Application Server for Oracle FLEXCUBE Universal Banking	mum00boa.in.oracle.com	IDCS OBDXClient Id	SWETA
ORTF Port		Associated Party User Id	OBSCFCMINST
Rewards Host IP address	<HOST_IP>	Invoice Management App Id	OBDXADMIN2
QAUTH IP	mum00boa	OBLM User Id	N
Application Server Port for Oracle Business Intelligence Publisher	9502	FATCA Compliance check required(Y/N)	
IDCS Host Port	443	OBCEM Balance Trends Period	120
Administrator Supported Auth Type	OTP~R_SOFT_TOKEN~T_SOFT_TOKEN~SEC_QUE~PUSH_OOB	Identification Types	REMOTE_CLOSE_ENUM
OBVAM IP	mum00bxj.in.oracle.com	Oracle Live Experience Cloud Tenant ID	oraclefsgbuobdx
Live Experience Host Port	443	OBCEPM User Id	BHARATH
ASP Port	9003	OBLM IP	10.40.88.245
Deposit installment Amount Limit	50000	OBTFPM token expiry time in seconds	30
Application Server for Oracle Banking Platform		OBLM FX Rate Pickup	Offline
OBCLPM IP	10.40.73.129	OBSCF IP	den02dud.us.oracle.com
OBCL HOST IP	10.40.136.68	Corporate User Supported Auth Type	OTP~R_SOFT_TOKEN~T_SOFT_TOKEN~SEC_QUE~PUSH_OOB
Invoice Management User Id	SWETA	OBVAM Branch Code	HEL
OBVAM Port	7091	Host Server Port for Oracle Financial Lending and Leasing	7003
OBTF IP		Date Default	CURRENT
Host WSDL Version	124	OBVAM token expiry time in seconds	60
OBCL User Id	FCATOP	OBLM Currency Rate type	STANDARD
OBCLPM User Id	OBDX1	Associated Party Branch Code	004
OBCEPM App Id - Read Collateral Application	CLLTRL	OBVAM Virtual Account Statement Period	120
OBCEPM App Id - Fetch Loan Products	CUSTSRV001	Application Server Port for Oracle FLEXCUBE Universal Banking	18777
OBLM Default Value for Nominated Account	Y	OBLM App Id - Fetch Account Details	LMM
IDCS Host IP	obdx-tenant01.identity.c9dev0.0c9qadev.com	IPM Host IP address	whf00aln
Feedback for a Transaction	ALWAYS	OBCL Host port	7855
Supported Auth Type for Transactions	OTP~SOFT_TOKEN	FACEID IP	api.zoomauth.com
OBVAM Transaction Default Currency	GBP	OBLM Holiday Treatment	H
OBLM Port	7007	OBVAM Balance Range for Cash Position	-10000~0~10000~50000
OBCL Module Code	OL		

System Configuration – HOST System as FCUBS

Deposit Cumulative Amount Limit	000000	Flag to enable SSL	raise
OBCPFM App Id - Amend Facility	FCLTYP	OBCL Source Code	EXTSYS
Open Term Deposit Threshold Amount	50000	OBSCF Port	9003
ELCOM Host port	7023	OBCPLM Branch Code	DMO
OBCPFM App Id - Fetch Document List	CMNCORE	Rewards Host port	<PORT>
Allow Touch Point Level Limit Definition (Y/N)	Y	OBLM Checker Id	OBDXADMIN3
UBS File Handoff Host IP	10.40.90.47	Currency Support In Approval Rules	true
OBCPFM App Id - Reevaluate Collateral	CLLTRL	OBLM Structure AppId	LMA
UBS File Handoff Host Port	7203	OBLM Branch Code	LMB
Liquidity Management Qualified (Y/N)	Y	Anonymous Security Key Name	origination_lowsm_key
OBVAM User Id	OBDX02	OBTf Branch Code	
IPM Host application name	FLEXCUBE	Duration of future start date in days	180
OBLM Balance Type	V	Allow Multiple Goods (Y/N)	N
OBTf WS Version Number		OBVAM Remitter	0
Host Server IP for Oracle Financial Lending and Lending	10.184.132.101	Record Status	
Oracle Live Experience Cloud User ID	oraclefsgbuobdx	OBCPLM Port	8001
Application Server Port for Oracle Banking Platform		OBLM Source System	OBDX
MO Port	8091	Limits Effective from Same Day (Y/N)	Y
Supported Auth Type for Transactions	OTP	INV IP	den02dud.us.oracle.com
OBLM Default Value for selected account	Y	OBSCF User Id	OBDX
OBVAM Source Code	OBDX	OBCPFM Branch Code	004
Fetch Guarantee Type from Host (Y/N)	N	OBCL Branch Code	HEL
IDCS Connection Scheme	https	Host Server IP for Oracle FLEXCUBE Universal Banking	whf00mle
TD Pool Code	POOL1	IPM Host port	16000
Handoff File Path for FCORE	/scratch/obdx/wls/handoff/FCORE	Application Server IP for Oracle Business Intelligence Publisher	10.40.136.72
OBVAM Balance Trends Points	5	Anonymous Security Policy	oracle/wss_username_token_client_policy
Virtual Account Management Qualified (Y/N)	Y	ELCOM HOST IP	whf00bzd
OBCPFM App Id - Evaluate Collateral	CLLTRL	Host Server Port for Oracle FLEXCUBE Universal Banking	7203
Number of Cheque Books enabled (Y/N)	Y	MO IP	whf00bdm
OAUTH Port	18003	OBCPFM App Id - Fetch Facility Categories	FCLTYP
OBSCF token expiry time in seconds	10	OBLM edeexecution flag	false
FACEID Port	443	OBCPFM App Id - Fetch Collateral Types	MNTNNC
OBLM Maker Id	OBDXADMIN2	Associated Party KYC UPLOAD URL	http://mum00boa.in.oracle.com:18777/index.homeComponent=onboard-counter-party-kyc-upload&homeModule=associated-party&menuNavigationAvailable=false
OBSCF Program Auto Authorization	Y	OBLM AppId	LMM
OBVAM Approver Id	LMS	Associated Party Application ID	OBSCFMCM
Positive Balance Transferred Allowed (Y/N)	Y	OBLM Sweep AppId	LMS
Auth Type for Wallet Registration	OTP	Max Account Per Page in VA Structure	5
Structured Address (Y/N)	Y	Negative Balance Transferred Allowed (Y/N)	Y
OBLM Upcoming Sweep Log App Id	LMM	Virtual Account Closure Limit	10
		Maximum day intervals for the statements	10
		Allow PO creation by Supplier (Y/N)	Y

Copyright © 2006, 2020, Oracle and/or its affiliates. All rights reserved. | Security Information | Terms and Conditions

- Click **Edit** to edit the **Dynamic Module – Other Module**. The **System Configuration - Dynamic Module – Other Module** screen appears in editable form.

System Configuration – Dynamic Module – Other Module – Edit

ATM/Branch
English
UBS 14.3 AT3 Branch

futura bank
Welcome, Sam David
Last login 05 May 07:40 PM

System Configuration

<
DXBU13
Third Party1
UBS 14.3 AT3 Branch
UBS 14.4 HEL Branch
UBS 14.4 AT3 Branch
OBPM HEL Branch 14.2
UBS 14.3 AT3 OBDXBU11
Third Party
OBTFPM 14.3
RI
>

Select Host Oracle FLEXCUBE Universal Banking 1...

Entity : UBS 14.4 HEL Branch

<ul style="list-style-type: none"> <input checked="" type="checkbox"/> Basic Details <input checked="" type="checkbox"/> Host Details <input checked="" type="checkbox"/> Bank Details <input checked="" type="checkbox"/> Branch Details <input checked="" type="checkbox"/> Currency Payments <input checked="" type="checkbox"/> SMTP <input checked="" type="checkbox"/> Third Party Configuration <input checked="" type="checkbox"/> Dynamic Module <ul style="list-style-type: none"> > Brand > Payment > WealthManagement > WALLET > OTHERMODULE > File Upload > ForexDeal > Origination > ServiceRequest > Common 	<table border="0" style="width: 100%; border-collapse: collapse;"> <tr> <td style="width: 33%;">Handoff File Path for UBS</td> <td style="width: 33%;">/scratch/obdx/wls/handoff/UBS</td> <td style="width: 33%;">OBVAM Offset Transaction Code</td> <td>000</td> </tr> <tr> <td>ASP IP</td> <td>den02dud.us.oracle.com</td> <td>INV Port</td> <td>9003</td> </tr> <tr> <td>Supported Auth Type for Login</td> <td>OTP~R_SOFT_TOKEN~T_SOFT</td> <td>OBVAM No. of Remitters Limit</td> <td>2</td> </tr> <tr> <td>OBDFPM Port</td> <td>8091</td> <td>Live Experience Host IP</td> <td>live.oraclecloud.com</td> </tr> <tr> <td>OBVAM Transaction Code</td> <td>000</td> <td>Invoice Management Branch Code</td> <td>004</td> </tr> <tr> <td>OBDFPM IP</td> <td>whf00bdm</td> <td>OBSCF Branch Code</td> <td>004</td> </tr> <tr> <td>IDCS OBDCClient Secret</td> <td></td> <td>Retail User Supported Auth Type</td> <td>OTP~R_SOFT_TOKEN~T_SOFT</td> </tr> <tr> <td>ASP token expiry time in seconds</td> <td>60</td> <td>Invoice token expiry time in seconds</td> <td>60</td> </tr> <tr> <td>OBCLPM App Id - Create Loan Application</td> <td>OBCLPML0ANAPP</td> <td>OBCLPM App Id - List Backoffice Product</td> <td>OBCLPMBACKOFF</td> </tr> <tr> <td>OBCLPM App Id - List Loan Products</td> <td>OBCLPMBUSSPRD</td> <td>OBCLPM App Id - List Data Segments</td> <td>OBCLPMBUSSPRC</td> </tr> <tr> <td>OBCLPM App Id - List Loan Purpose</td> <td>OBCLPMMAINTC</td> <td>OBLM flag to consider Post Sweep Balance</td> <td>Y</td> </tr> <tr> <td>Duration of Active Program in days</td> <td>1000</td> <td>OBLM Multi Bank Flag</td> <td>true</td> </tr> <tr> <td>OBLM Allow Sweep on Currency Holiday</td> <td>N</td> <td>Application Server for Oracle FLEXCUBE Universal Banking</td> <td>mum00boa.in.oracle.com</td> </tr> <tr> <td>IDCS OBDCClient Id</td> <td></td> <td>OBTF Port</td> <td></td> </tr> <tr> <td>Associated Party User Id</td> <td>SWETA</td> <td>Rewards Host IP address</td> <td><HOST_IP></td> </tr> <tr> <td>Invoice Management App Id</td> <td>OBSCFCMINST</td> <td>OAUTH IP</td> <td>mum00boa</td> </tr> <tr> <td>OBLM User Id</td> <td>OBDXADMIN2</td> <td>Application Server Port for Oracle Business Intelligence Publisher</td> <td>9502</td> </tr> <tr> <td>FATCA Compliance check required(Y/N)</td> <td>N</td> <td>IDCS Host Port</td> <td>443</td> </tr> <tr> <td>OBVAM Balance Trends Period</td> <td>120</td> <td>Administrator Supported Auth Type</td> <td>OTP~R_SOFT_TOKEN~T_SOFT</td> </tr> <tr> <td>Identification Types</td> <td>REMOTE_CLOSE_ENUM</td> <td>OBVAM IP</td> <td>mum00bxj.in.oracle.com</td> </tr> <tr> <td>Oracle Live Experience Cloud Tenant ID</td> <td>oraclefsgbuobdx</td> <td>Live Experience Host Port</td> <td>443</td> </tr> <tr> <td>OBDFPM User Id</td> <td>BHARATH</td> <td>ASP Port</td> <td>9003</td> </tr> <tr> <td>OBLM IP</td> <td>10.40.88.245</td> <td>Deposit Installment Amount Limit</td> <td>50000</td> </tr> <tr> <td>OBTFPM token expiry time in seconds</td> <td>30</td> <td>Application Server for Oracle Banking Platform</td> <td></td> </tr> <tr> <td>OBLM FX Rate Pickup</td> <td>Offline</td> <td>OBCLPM IP</td> <td>10.40.73.129</td> </tr> <tr> <td>OBSCF IP</td> <td>den02dud.us.oracle.com</td> <td>OBOL HOST IP</td> <td>10.40.136.68</td> </tr> <tr> <td>Corporate User Supported Auth Type</td> <td>OTP~R_SOFT_TOKEN~T_SOFT</td> <td>Invoice Management User Id</td> <td>SWETA</td> </tr> <tr> <td>OBVAM Branch Code</td> <td>HEL</td> <td>OBVAM Port</td> <td>7091</td> </tr> <tr> <td>Host Server Port for Oracle Financial Lending and Leasing</td> <td>7003</td> <td>OBTF IP</td> <td></td> </tr> <tr> <td>Date Default</td> <td>CURRENT</td> <td>Host WSDL Version</td> <td>124</td> </tr> <tr> <td>OBVAM token expiry time in seconds</td> <td>60</td> <td>OBOL User Id</td> <td>FCATOP</td> </tr> <tr> <td>OBLM Currency Rate type</td> <td>STANDARD</td> <td>OBCLPM User Id</td> <td>OBDX1</td> </tr> <tr> <td>Associated Party Branch Code</td> <td>004</td> <td>OBDFPM App Id - Read Collateral Application</td> <td>CLLTRL</td> </tr> <tr> <td>OBVAM Virtual Account Statement Period</td> <td>120</td> <td>OBCLPM App Id - Fetch Loan Products</td> <td>CUSTSRV001</td> </tr> <tr> <td>Application Server Port for Oracle FLEXCUBE Universal Banking</td> <td>18777</td> <td>OBLM Default Value for Nominated Account</td> <td>Y</td> </tr> <tr> <td>OBLM App Id - Fetch Account Details</td> <td>LMM</td> <td>IDCS Host IP</td> <td>obdx-tenant01.identity.c9dev0.o</td> </tr> <tr> <td>IPM Host IP address</td> <td>whf00aln</td> <td>Feedback for a Transaction</td> <td>ALWAYS</td> </tr> <tr> <td>OBOL Host port</td> <td>7855</td> <td>Supported Auth Type for Transactions</td> <td>OTP~SOFT_TOKEN</td> </tr> <tr> <td></td> <td></td> <td>OBVAM Transaction Default Currency</td> <td>GBP</td> </tr> </table>	Handoff File Path for UBS	/scratch/obdx/wls/handoff/UBS	OBVAM Offset Transaction Code	000	ASP IP	den02dud.us.oracle.com	INV Port	9003	Supported Auth Type for Login	OTP~R_SOFT_TOKEN~T_SOFT	OBVAM No. of Remitters Limit	2	OBDFPM Port	8091	Live Experience Host IP	live.oraclecloud.com	OBVAM Transaction Code	000	Invoice Management Branch Code	004	OBDFPM IP	whf00bdm	OBSCF Branch Code	004	IDCS OBDCClient Secret		Retail User Supported Auth Type	OTP~R_SOFT_TOKEN~T_SOFT	ASP token expiry time in seconds	60	Invoice token expiry time in seconds	60	OBCLPM App Id - Create Loan Application	OBCLPML0ANAPP	OBCLPM App Id - List Backoffice Product	OBCLPMBACKOFF	OBCLPM App Id - List Loan Products	OBCLPMBUSSPRD	OBCLPM App Id - List Data Segments	OBCLPMBUSSPRC	OBCLPM App Id - List Loan Purpose	OBCLPMMAINTC	OBLM flag to consider Post Sweep Balance	Y	Duration of Active Program in days	1000	OBLM Multi Bank Flag	true	OBLM Allow Sweep on Currency Holiday	N	Application Server for Oracle FLEXCUBE Universal Banking	mum00boa.in.oracle.com	IDCS OBDCClient Id		OBTF Port		Associated Party User Id	SWETA	Rewards Host IP address	<HOST_IP>	Invoice Management App Id	OBSCFCMINST	OAUTH IP	mum00boa	OBLM User Id	OBDXADMIN2	Application Server Port for Oracle Business Intelligence Publisher	9502	FATCA Compliance check required(Y/N)	N	IDCS Host Port	443	OBVAM Balance Trends Period	120	Administrator Supported Auth Type	OTP~R_SOFT_TOKEN~T_SOFT	Identification Types	REMOTE_CLOSE_ENUM	OBVAM IP	mum00bxj.in.oracle.com	Oracle Live Experience Cloud Tenant ID	oraclefsgbuobdx	Live Experience Host Port	443	OBDFPM User Id	BHARATH	ASP Port	9003	OBLM IP	10.40.88.245	Deposit Installment Amount Limit	50000	OBTFPM token expiry time in seconds	30	Application Server for Oracle Banking Platform		OBLM FX Rate Pickup	Offline	OBCLPM IP	10.40.73.129	OBSCF IP	den02dud.us.oracle.com	OBOL HOST IP	10.40.136.68	Corporate User Supported Auth Type	OTP~R_SOFT_TOKEN~T_SOFT	Invoice Management User Id	SWETA	OBVAM Branch Code	HEL	OBVAM Port	7091	Host Server Port for Oracle Financial Lending and Leasing	7003	OBTF IP		Date Default	CURRENT	Host WSDL Version	124	OBVAM token expiry time in seconds	60	OBOL User Id	FCATOP	OBLM Currency Rate type	STANDARD	OBCLPM User Id	OBDX1	Associated Party Branch Code	004	OBDFPM App Id - Read Collateral Application	CLLTRL	OBVAM Virtual Account Statement Period	120	OBCLPM App Id - Fetch Loan Products	CUSTSRV001	Application Server Port for Oracle FLEXCUBE Universal Banking	18777	OBLM Default Value for Nominated Account	Y	OBLM App Id - Fetch Account Details	LMM	IDCS Host IP	obdx-tenant01.identity.c9dev0.o	IPM Host IP address	whf00aln	Feedback for a Transaction	ALWAYS	OBOL Host port	7855	Supported Auth Type for Transactions	OTP~SOFT_TOKEN			OBVAM Transaction Default Currency	GBP
Handoff File Path for UBS	/scratch/obdx/wls/handoff/UBS	OBVAM Offset Transaction Code	000																																																																																																																																																										
ASP IP	den02dud.us.oracle.com	INV Port	9003																																																																																																																																																										
Supported Auth Type for Login	OTP~R_SOFT_TOKEN~T_SOFT	OBVAM No. of Remitters Limit	2																																																																																																																																																										
OBDFPM Port	8091	Live Experience Host IP	live.oraclecloud.com																																																																																																																																																										
OBVAM Transaction Code	000	Invoice Management Branch Code	004																																																																																																																																																										
OBDFPM IP	whf00bdm	OBSCF Branch Code	004																																																																																																																																																										
IDCS OBDCClient Secret		Retail User Supported Auth Type	OTP~R_SOFT_TOKEN~T_SOFT																																																																																																																																																										
ASP token expiry time in seconds	60	Invoice token expiry time in seconds	60																																																																																																																																																										
OBCLPM App Id - Create Loan Application	OBCLPML0ANAPP	OBCLPM App Id - List Backoffice Product	OBCLPMBACKOFF																																																																																																																																																										
OBCLPM App Id - List Loan Products	OBCLPMBUSSPRD	OBCLPM App Id - List Data Segments	OBCLPMBUSSPRC																																																																																																																																																										
OBCLPM App Id - List Loan Purpose	OBCLPMMAINTC	OBLM flag to consider Post Sweep Balance	Y																																																																																																																																																										
Duration of Active Program in days	1000	OBLM Multi Bank Flag	true																																																																																																																																																										
OBLM Allow Sweep on Currency Holiday	N	Application Server for Oracle FLEXCUBE Universal Banking	mum00boa.in.oracle.com																																																																																																																																																										
IDCS OBDCClient Id		OBTF Port																																																																																																																																																											
Associated Party User Id	SWETA	Rewards Host IP address	<HOST_IP>																																																																																																																																																										
Invoice Management App Id	OBSCFCMINST	OAUTH IP	mum00boa																																																																																																																																																										
OBLM User Id	OBDXADMIN2	Application Server Port for Oracle Business Intelligence Publisher	9502																																																																																																																																																										
FATCA Compliance check required(Y/N)	N	IDCS Host Port	443																																																																																																																																																										
OBVAM Balance Trends Period	120	Administrator Supported Auth Type	OTP~R_SOFT_TOKEN~T_SOFT																																																																																																																																																										
Identification Types	REMOTE_CLOSE_ENUM	OBVAM IP	mum00bxj.in.oracle.com																																																																																																																																																										
Oracle Live Experience Cloud Tenant ID	oraclefsgbuobdx	Live Experience Host Port	443																																																																																																																																																										
OBDFPM User Id	BHARATH	ASP Port	9003																																																																																																																																																										
OBLM IP	10.40.88.245	Deposit Installment Amount Limit	50000																																																																																																																																																										
OBTFPM token expiry time in seconds	30	Application Server for Oracle Banking Platform																																																																																																																																																											
OBLM FX Rate Pickup	Offline	OBCLPM IP	10.40.73.129																																																																																																																																																										
OBSCF IP	den02dud.us.oracle.com	OBOL HOST IP	10.40.136.68																																																																																																																																																										
Corporate User Supported Auth Type	OTP~R_SOFT_TOKEN~T_SOFT	Invoice Management User Id	SWETA																																																																																																																																																										
OBVAM Branch Code	HEL	OBVAM Port	7091																																																																																																																																																										
Host Server Port for Oracle Financial Lending and Leasing	7003	OBTF IP																																																																																																																																																											
Date Default	CURRENT	Host WSDL Version	124																																																																																																																																																										
OBVAM token expiry time in seconds	60	OBOL User Id	FCATOP																																																																																																																																																										
OBLM Currency Rate type	STANDARD	OBCLPM User Id	OBDX1																																																																																																																																																										
Associated Party Branch Code	004	OBDFPM App Id - Read Collateral Application	CLLTRL																																																																																																																																																										
OBVAM Virtual Account Statement Period	120	OBCLPM App Id - Fetch Loan Products	CUSTSRV001																																																																																																																																																										
Application Server Port for Oracle FLEXCUBE Universal Banking	18777	OBLM Default Value for Nominated Account	Y																																																																																																																																																										
OBLM App Id - Fetch Account Details	LMM	IDCS Host IP	obdx-tenant01.identity.c9dev0.o																																																																																																																																																										
IPM Host IP address	whf00aln	Feedback for a Transaction	ALWAYS																																																																																																																																																										
OBOL Host port	7855	Supported Auth Type for Transactions	OTP~SOFT_TOKEN																																																																																																																																																										
		OBVAM Transaction Default Currency	GBP																																																																																																																																																										

System Configuration – HOST System as FCUBS

FACEID IP	api.zoomauth.com	OBLM Port	7007
OBLM Holiday Treatment	H	OBL Module Code	OL
OBVAM Balance Range for Cash Position	-10000~0~10000~50000	Deposit Cumulative Amount Limit	500000
Flag to enable SSL	false	OBCFPM App Id - Amend facility	FCLTYP
OBL Source Code	EXTSYS	Open Term Deposit Threshold Amount	50000
OBSCF Port	9003	ELCM Host port	7023
OBLCPM Branch Code	DMO	OBCFPM App Id - Fetch Document List	CMNCORE
Rewards Host port	<PORT>	Allow Touch Point Level Limit Definition (Y/N)	Y
OBLM Checker Id	OBDXADMIN3	UBS File Handoff Host IP	10.40.90.47
Currency Support In Approval Rules	true	OBCFPM App Id - Revaluate Collateral	CLLTRL
OBLM Structure AppId	LMA	UBS File Handoff Host Port	7203
OBLM Branch Code	LMB	OBTFFM Port	7004
Anonymous Security Key Name	origination_owsm_key	Liquidity Management Qualified (Y/N)	Y
OBTFF Branch Code		OBVAM User Id	OBDX02
Duration of future start date in days	180	IPM Host application name	FLEXCUBE
Allow Multiple Goods (Y/N)	N	OBLM Balance Type	V
OBVAM Remitter Record Status	O	OBTFF WS Version Number	
OBLCPM Port	8001	Host Server IP for Oracle Financial Lending and Leasing	10.184.132.101
OBLM Source System	OBDX	Oracle Live Experience Cloud User ID	oraclefegbuobdx
Limits Effective from Same Day (Y/N)	Y	Application Server Port for Oracle Banking Platform MO Port	8091
INV IP	den02dud.us.oracle.com	Supported Auth Type for Transactions	OTP
OBSCF User Id	OBDX	OBLM Default Value for selected account	Y
OBCFPM Branch Code	004	OBVAM Source Code	OBDX
OBL Branch Code	HEL	Fetch Guarantee Type from Host (Y/N)	N
Host Server IP for Oracle FLEXCUBE Universal Banking	whf00mle	IDCS Connection Scheme	https
IPM Host port	16000	TD Pool Code	POOL1
Application Server IP for Oracle Business Intelligence Publisher Anonymous Security Policy	10.40.136.72	Handoff File Path for FCORE	/scratch/obdx/wls/handoff/FCO
ELCM HOST IP	whf00bzd	OBVAM Balance Trends Points	5
Host Server Port for Oracle FLEXCUBE Universal Banking MO IP	7203	Virtual Account Management Qualified(Y/N)	Y
OBCFPM App Id - Fetch Facility Categories	FCLTYP	OBCFPM App Id - Evaluate Collateral	CLLTRL
OBLM eodexecution flag	false	Number of Cheque Books enabled (Y/N)	Y
OBCFPM App Id - Fetch Collateral Types	MNTNNC	OAUTH Port	18003
Associated Party KYC UPLOAD URL	http://mum00boa.in.oracle.com	OBSOF token expiry time in seconds	10
OBLM AppId	LMM	FACEID Port	443
Associated Party Application ID	OBSCFCM	OBLM Maker Id	OBDXADMIN2
OBLM Sweep AppId	LMS	OBSOF Program Auto Authorization	Y
Max Account Per Page in VA Structure	5	OBVAM Approver Id	LMS
Negative Balance Transferred Allowed (Y/N)	Y	Positive Balance Transferred Allowed (Y/N)	Y
Structured Address (Y/N)	Y	Auth Type for Wallet Registration	OTP
Maximum day intervals for the statements	5	Virtual Account Closure Limit	5
FCM	AAAA92I3kOs:APA91bEy8dt1	OBLM Upcoming Sweep Log App Id	LMM
		Allow PO creation by supplier(Y/N)	Y

Save Cancel



Field Description

Field Name	Description
OBCFPM Branch Code	Displays the branch code of the set Branch for OBCFPM and available for edit.
OBCFPM User Id	Displays the User ID for OBCFPM mid-office system and available for edit.
OBCFPM App Id - Fetch Document List	Displays the application ID to fetch the document list of all the OBCFPM accounts and available for edit.
OBCFPM App Id - Fetch Collateral Types	Displays the OBCFPM application ID to fetch the collateral types and available for edit.
OBSCF Port	Displays the host port set for OBSCF and available for edit.
Application Server Port for Oracle Business Intelligence Publisher	Displays the port number for Oracle Business Intelligence Publisher host system and available for edit.
OBLM App ID - Fetch Account Details	Displays the OBLM application ID to fetch details of all the OBLM accounts and available for edit.
Open Term Deposit Threshold Amount	Displays the threshold amount for PAN validation for term deposit opening and available for edit.
Application Server Port for Oracle Banking Platform	Displays the port of the application server for Oracle Banking Platform and available for edit.
OBVAM No. of Remitters List	Displays the number of remitter lists maintained in OBVAM and available for edit.
OAuth Port	Displays the port for the OAuth host system and available for edit.
OBLM Branch Code	Displays the bank branch code maintained in OBLM and available for edit.
OBCLPM IP	Displays the host IP of the Oracle Banking Credit Lending Process Management (CLPM) host system and available for edit.
Live Experience Host Port	Displays the port for the live experience host system and available for edit.
Oracle Live Experience Cloud Tenant ID	Displays the Cloud Tenant ID defined for Oracle Live Experience and available for edit.

Field Name	Description
OBVAM User Id	Displays the User ID for OBVAM mid-office system and available for edit.
Oracle Live Experience Cloud User ID	Displays the User ID for Oracle cloud live experience system and available for edit.
Anonymous Security Policy	Displays the security policy that is applicable for anonymous users i.e. users not logged in and available for edit. It is not mandatory to specify the parameter value for FCUBS as the host system
Live Experience Host IP	Displays the host IP address for the live experience system and available for edit.
Anonymous Security Key Name	Displays the security key name for anonymous users and available for edit. It is not mandatory to specify the parameter value for FCUBS as the host system
IDCS Connection Scheme	Displays the IDCS connection scheme and available for edit.
Application Server for Oracle Banking Platform	Displays the address of the application server host for Oracle Banking Platform and available for edit.
OBCL HOST IP	Displays the host IP of the OBCL host system and available for edit.
Duration of future start date in days	Displays the duration i.e. date from which program can start and available for edit.
ELCM HOST IP	Displays the host IP of the ELCM host system and available for edit.
Host Server IP for Oracle Financial Lending and Leasing	Displays the host server IP of the for Oracle Financial Lending and Leasing host system and available for edit.
OBVAM Transaction Default Currency	Displays the default currency for OBVAM transaction and available for edit.
IDCS OBDX Client Id	Displays the IDCS OBDX client unique identification number and available for edit.
OBCLPM Port	Displays the port number of the Oracle Banking Credit Lending Process Management host system and available for edit.

Field Name	Description
IDCS Host IP	Displays the Host IP of the IDCS host system and available for edit.
IPM Host application name	Displays the IPM host application name and available for edit.
OBVAM Offset Transaction Code	Displays the offset transaction code for OBVAM and available for edit.
OBCL Host port	Displays the port number of the OBCL host system and available for edit.
Application Server for Oracle FLEXCUBE Universal Banking	Displays the application server for Oracle FLEXCUBE Universal Banking host system and available for edit.
Virtual Account Management Qualified (Y/N)	Displays whether the host is qualified with virtual account management and available for edit.
OBVAM Remitter Record Status	Displays the remitter record status for OBVAM and available for edit.
OBCFPM Port	Displays the port number of the Oracle Banking Credit Facility Process Management host system and available for edit.
Allows Touch Point Level Limit Definition (Y/N)	Displays whether the touch point level limit definition is allowed or not and available for edit.
Administrator Supported Auth Type	Displays the authorization type supported by the application for administrator users and available for edit.
Application Server Port for Oracle FLEXCUBE Universal Banking	Displays the application server port for Oracle FLEXCUBE Universal Banking and available for edit.
Identification Types	Displays the identification type whether it is from local or remote and available for edit.
Retail User Supported Auth Type	Displays the authorization type supported by the application for retail users and available for edit.
Number of Cheque Books enabled (Y/N)	Displays whether the number of cheque books flag is enabled or not and available for edit.
MO Port	Displays the port number for Mid Office applications (for common document upload and download service across the mid offices) and available for edit.

Field Name	Description
Host Server Port for Oracle FLEXCUBE Universal Banking	Displays the host server port for Oracle FLEXCUBE Universal Banking host system and available for edit.
OBLM Checker ID	Displays the administrator checker ID for all the transaction of OBLM and available for edit.
UBS File Handoff Host Port	Displays the port number for UBS file handoff system and available for edit.
OBLM IP	Displays the host IP address for the OBLM and available for edit.
OBVAM IP	Displays the host IP address for the OBVAM and available for edit.
Host Server IP for Oracle FLEXCUBE Universal Banking	Displays the host server IP of the Oracle FLEXCUBE Universal Banking system and available for edit.
Fetch Guarantee Type from Host (Y/ N)	Displays whether the fetching of guarantee type from host is required or not and available for edit.
IPM Host Port	Displays the port number of the IPM host system and available for edit.
Supported Auth Type for Login	Displays the authorization type supported by the application for logging in the application for the users and available for edit.
Supported Soft Token	Displays the supported soft token type and available for edit.
TD Pool Code	Displays the pool code for TD account type and available for edit.
Allow Multiple Goods (Y/N)	Displays whether multiple goods are allowed or not as part of trade finance transactions and available for edit.
Handoff File Path for FCORE	Displays handoff file path for FCORE host system and available for edit.
IDCS OBDX Client Secret	Displays the secret key for OBDX as the client as defined in IDCS and available for edit.
OBVAM Source Code	Displays the name for the source of API for OBVAM and available for edit.

Field Name	Description
Currency Support In Approval Rules	Displays if currency as a parameter is supported in approval rules and available for edit.
OBLM Maker ID	Displays the administrator maker ID for all the transaction of OBLM and available for edit.
Supported Auth Type for Transaction	Displays the authorization type supported by the application for the transactions and available for edit.
Limits Effective from Same Day (Y/N)	Displays whether the limits are effective from the same day or next day and available for edit.
IDCS Host Port	Displays the port number of the IDCS host system and available for edit.
Host Server Port for Oracle Financial Lending and Leasing	Displays the host server port for Oracle Financial Lending and Leasing system and available for edit.
Application Server IP for Oracle Business Intelligence Publisher	Displays the application server IP of the Oracle Business Intelligence Publisher host system and available for edit.
Liquidity Management Qualified (Y/N)	Displays whether the host is qualified with liquidity management and available for edit.
Date Default	Displays the default date for the system and available for edit. It is not mandatory to specify the parameter value for FCUBS as the host system
Host WSDL Version	Displays the host WSDL version number and available for edit.
UBS File Handoff Host IP	Displays the host IP address for UBS file handoff and available for edit.
MO IP	Displays the IP address for Mid Office applications (for common document upload and download service across the mid offices) and available for edit.
Deposit Installment Amount Limit	Displays the deposit installment amount for PAN validation and available for edit.
Feedback for a Transaction	Displays whether feedback needs to be enabled always for a transaction and available for edit.

Field Name	Description
OBVAM Port	Displays the port for the OBVAM host system and available for edit.
ELCM Host Port	Displays the host port set for ELCM and available for edit.
IPM Host IP Address	Displays the IP address of the IPM host system and available for edit.
OAuth IP	Displays the host IP address for the OAuth and available for edit.
OBSCF IP	Displays the IP address for OBSCF and available for edit.
OBVAM Transaction Code	Displays the transaction code for OBVAM and available for edit.
Deposit Cumulative Amount Limit	Displays the cumulative amount for PAN validation for fixed deposits and recurring deposits and available for edit.
OBCFPM IP	Displays the host IP address for the Oracle Banking Credit Facility Process Management host system and available for edit.
OBLM Port	Displays the port for the OBLM host system and available for edit.
OBVAM Branch Code	Displays the bank branch code maintained in OBVAM and available for edit.
Corporate User Supported Auth Type	Displays the authorization type supported by the application for corporate users and available for edit.
OBSCF token expiry time in seconds	Displays the token refresh time in seconds for the API calls for OBSCF and available for edit.
Flag to enable SSL	Displays the flag to enable SSL and available for edit.
FATCA Compliance check required (Y/ N)	Displays whether the FATCA and CRS compliance check is required or not for business users and available for edit. It is not mandatory to specify the parameter value for FCUBS as the host system
Duration of Active Programs in days	Displays the duration of active programs in days and available for edit.
OBLM User ID	Displays the user ID for all the transaction of OBLM and available for edit.

Field Name	Description
Handoff File Path for UBS	Displays the handoff file path for UBS host system and available for edit.
OBVAM token expiry time in seconds	Displays the expiry timing of OBVAM token in seconds, and available for edit.
OBCFPM App Id - Evaluate Collateral	Displays the OBCFPM application ID to evaluate the collateral and available for edit.
OBCFPM App Id - Read Collateral Application	Displays the OBCFPM application ID to read the collateral application and available for edit.
OBCLPM Branch Code	Displays the bank branch code maintained in OBCLPM and available for edit.
OBCLPM User ID	Displays the user ID for all the transaction of OBCLPM and available for edit.
OBCLPM App Id - Fetch Loan Products	Displays the OBCLPM application ID to fetch all the loan products and available for edit.
OBSCF User ID	Displays the User ID for OBSCF mid-office system and available for edit.
OBSCF Branch Code	Displays the bank branch code maintained in OBSCF and available for edit.
Default Days for Upcoming Repayments	Displays the no of future dates to be included for showing upcoming finance repayment in Upcoming Repayment Widget
OBCFPM App Id - Reevaluate Collateral	Displays the OBCFPM application ID to reevaluate the collateral and available for edit.
OBCFPM App Id - Amend facility	Displays the OBCFPM application ID to amend the facility and available for edit.
OBVAM Balance Range for Cash Position	Displays the balance range configuration for Cash Position Widget and available for edit.
OBVAM Balance Trends Points	Displays the property to configure intervals for a given 'VAM_TREND_PERIOD' for balance trend widget of and available for edit.
OBVAM Balance Trends Period	Displays the property to configure number of days from the current date for balance trend widget and available for edit.

Field Name	Description
OBVAM Virtual Account Statement Period	Displays the virtual account property to configure default 'From Date' and 'To Date' to fetch statements in cash position widget for OBVAM and available for edit.
OBCFPM App Id - Fetch Facility Categories	Displays the OBCFPM application ID to fetch the facility categories and available for edit.
OBLM AppId	Displays the OBLM application ID to fetch details of all the OBLM accounts, frequencies, currencies and branches.
OBLM Sweep AppId	Displays the OBLM application ID to fetch details of all the OBLM account sweeps.
OBLM Structure AppId	Displays the OBLM application ID to create, validate, edit, pause and resume structure.
OBLM Alert AppId	Displays the OBLM application ID to fetch details of all the OBLM alerts/events.
OBLM Instructions AppId	Displays the OBLM application ID to fetch details of all the OBLM instructions.
OBLM Allow Sweep on Currency Holiday	The flag to be sent in structure creation, to specify Structure to execute sweep on holiday.
OBLM Source System config	Displays the identifier for the source, to be set in the request header for all OBLM APIs.
OBLM Balance Type	Displays the constant value for specifying the balance type in the structure.
OBLM flag to consider Post Sweep Balance	Specifies whether balances after sweep execution needs to be considered or not.
OBLM Holiday Treatment	Specifies constant Value for Holiday Treatment for structure execution.
OBLM FX Rate Pickup	Specifies the flag to pick the FX Rate at the OBLM end.
OBLM Multi Bank Flag	Specifies whether the structure is allowed for having different bank accounts.
OBLM Currency Rate type	Specifies the constant value for currency rates.
OBLM EOD Execution flag	Specifies the flag for end of day execution.

Field Name	Description
OBLM Default Value for Nominated Account	Specifies the Boolean value whether the account used in the structure is nominated or not.
OBLM Default Value for selected account	Specifies whether the account used in the structure is selected or not.
Associated Party User Id	Indicates the user to be used in the header for host APIs.
Associated Party Branch Code	Displays the branch code to be passed in the header for host APIs.
ASP IP	Displays the host API IP address/DNS name.
ASP Port	Displays the host API port.
Associated Party Application ID	Displays the application ID to be used in the header for host APIs.
ASP token expiry time in seconds	Indicates the configurable expiry time for the token.
Associated Party KYC UPLOAD URL	Indicates the link to be sent to an on boarded non-customer for KYC verification.
Invoice Management App Id	Displays the application ID to be used in the header for host APIs.
Invoice Management Branch Code	Displays the branch code to be passed in the header for host APIs.
Invoice Management User Id	Indicates the user to be used in the header for host APIs.
Invoice token expiry time in seconds	Indicates the configurable expiry time for the token.
INV IP	Displays the host API IP address/DNS name.
INV Port	Displays the host API port.
Cash Management Branch Code	Displays the branch code to be passed in the header for host APIs.
Cash Management User Id	Indicates the user to be used in the header for host APIs.
Cash Management Host IP address	Displays the host API IP address/DNS name.

Field Name	Description
Cash Management Host Port	Displays the host API port.
OBSCF Program Auto Authorization	Displays the flag that indicates to the host whether the create/edit program requests are to be auto-authorized at the host or manually authorized. Values accepted are - Y/N.
OBVAM Approver Id	Plato Feed API for approving the uploaded file for VAM
MAX ACC. PER PAGE IN VA STRUCTURE	Indicates maximum number of accounts to be fetched in a single API call and displayed at a single level in the Structure (horizontal pagination in Structure).
Positive Balance Transfer Allowed (Y/N)	Indicates whether Virtual Account with positive balance is allowed for closure.
Negative Balance Transfer Allowed (Y/N)	Indicates whether Virtual Account with negative balance is allowed for closure.
Maximum days interval for the statements	App ID to be sent to OBLM API for fetching upcoming sweep logs.
OBLM Upcoming Sweep Log App Id	Indicates the maximum date range for which Virtual Account Statement can be requested.
Structured Address(Y/N)	Indicates if Structured Address is required or not for VAM business users.
Virtual Account Closure Limit	Indicates the limit for Virtual Account closure.
CMS token expiry time in seconds	Displays the token refresh time in seconds for the API calls for OBSCF and available for edit.
Cash Management Approver ID	Indicates the approver user to be used in the header for host APIs.
Cash Management Cash Flow Application Id	Displays the OBCM application ID to fetch, create, edit cashflow details and available for edit.
Cash Management Maintenance Application Id	Displays the OBCM application ID to fetch application params and available for edit.
Cash Management Reconciliation Application Id	Displays the OBCM application ID to list reconciliation rules and available for edit.
Cash Management Finance Application Id	Displays the OBCM application ID to list financial details available for edit.

Field Name	Description
Cash Management Collection Application Id	Displays the OBCM application ID to list of collections transaction details.
Cash Management Cash Flow Application Id	Displays the OBCM application ID to fetch, list cashflow transaction details.
PLATOFEED Application Id	Displays the PLATO FEED application ID for file upload.
Default Days for Expected Cash Flow	Displays the default configuration to view expected cashflow details.
Maximum Days To Setup Cash Flow	Displays the default configuration in days for which user can set up cash flow.
Number of Expected Cash Flow Per Transaction	Displays the default configuration for the maximum number of cashflows that can be setup in a single transaction.
Number of Cash Deposits Per Transaction	Displays the default configuration for the maximum number of cash deposits that can be created in a single transaction.
Number of Cheque Deposits Per Transaction	Displays the default configuration for the maximum number of cheques that can be created in a single transaction.
Number of Cheques in Single Deposit Slip	Displays the default configuration for the maximum number of cheques that can be created in a single deposit slip.
Maximum Days To Fetch Cash Deposits(in days)	Displays the default configuration for the maximum number of days that can be listed in cash deposits transaction.
Maximum Days To Fetch Cheque Deposits(in days)	Displays the default configuration for the maximum number of days that can be listed in cheque deposits transaction.
Cash Management Application Name	Displays the default configuration for application name to be sent to back office while setting up expected cashflows.
Cash Management Channel Identifier	Displays the default configuration for channel name to be sent to back office while setting up expected cashflows.
Allow PO creation by supplier(Y/N)	Displays the default configuration for allowing purchase order creation by supplier.

Note:

- 1) The fields appearing in the System Configuration – Dynamic Module – Other Module tab depends on the settings done at the back end and is dynamic in nature.
- 2) The mandatory parameters required are same as that defined in Dynamic Module – Other described in the create section above for FCUBS host system.

- Edit the required Other Module details.
- Click **Save** to save the changes.
OR
Click **Cancel** to cancel the transaction.
- The **System Configuration - Dynamic Module – Other Module - Review** screen appears. Verify the details, and click **Confirm**.
OR
Click **Cancel** to cancel the transaction.
OR
Click the Basic Details, Host Details, Bank Details, Branch Details, SMTP, Third Party Configuration or Dynamic Module tabs to view and edit the respective details if required.
- The screen with success message along with the reference number and status appears.
Click **OK** to complete the transaction.

4.1.13 System Configuration – Dynamic Module – File Upload – View and Edit

As part of bulk transactions option, the work area path and response file path of bulk transactions are defined.

To view and edit the File Upload module details:

- Click on **System Configuration** option on the dashboard and navigate to the dynamic module – File Upload tab. The default option is **'View'**.

Module - File Upload - View

The screenshot displays the 'System Configuration' page for 'futura bank'. The user is logged in as 'Welcome, Sam David' (Last login 05 May 07:40 PM). The page shows a breadcrumb trail: < DXBUI3 > Third Party1 > UBS 14.3 AT3 Branch > **UBS 14.4 HEL Branch** > UBS 14.4 AT3 Branch > OBPM HEL Branch 14.2 > UBS 14.3 AT3 OBDXBU11 > Third Party > OBTFPM 14.3 > Ri >. The 'Select Host' dropdown is set to 'Oracle FLEXCUBE Universal Banking 1...'. The main content area is titled 'Entity : UBS 14.4 HEL Branch' and shows configuration details for 'Work Area Path' (/home/devops/obdx/fileupload) and 'Response File Path' (/home/devops/obdx/fileupload). A left-hand navigation menu lists various modules, with 'Dynamic Module' expanded to show sub-modules: Brand, Payment, WealthManagement, WALLET, OTHERMODULE, File Upload, ForexDeal, Origination, ServiceRequest, and Common. At the bottom of the configuration area are 'Edit' and 'Cancel' buttons. The footer contains copyright information: 'Copyright © 2006, 2020, Oracle and/or its affiliates. All rights reserved. | Security Information | Terms and Conditions'.

- Click **Edit** to edit the Dynamic Module – File Upload. The **System Configuration - Dynamic Module – File Upload** screen appears in editable form.

Module - File Upload - Edit

The screenshot shows the 'System Configuration' page for 'futura bank'. The user is logged in as 'Welcome, Sam David' with a last login of '05 May 07:40 PM'. The current configuration is for the 'UBS 14.4 HEL Branch' entity. The 'File Upload' module is selected in the left-hand navigation menu. The configuration details for this module are as follows:

Module	Work Area Path	Response File Path
File Upload	/home/devops/obdx/fileupload	/home/devops/obdx/fileupload

At the bottom of the configuration area, there are 'Save' and 'Cancel' buttons. The footer of the page contains the text: 'Copyright © 2006, 2020, Oracle and/or its affiliates. All rights reserved. | Security Information | Terms and Conditions'.

Field Description

Field Name	Description
Response File Path	Displays the response file path for bulk transactions and is available for edit.
Work Area Path	Displays the work area path of files for bulk transactions and is available for edit.

- In the **Response File Path** field, edit the path of the response file, if required.
- In the **Work Area Path** field, edit the path of the working area, if required.
- Click **Save** to save the changes.
OR
Click **Cancel** to cancel the transaction.
- The **System Configuration - Dynamic Module – File Upload - Review** screen appears. Verify the details, and click **Confirm**.
OR
Click **Cancel** to cancel the transaction.
OR
Click the **Basic Details, Host Details, Bank Details, Branch Details, SMTP, Third Party Configuration or Dynamic Module** tabs to view and edit the respective details if required.
- The screen with success message along with the reference number and status appears. Click **OK** to complete the transaction.

4.1.14 System Configuration – Dynamic Module – Forex Deal – View and Edit

Using this option, system administrator can view and edit the forex deal details.

To view and edit the Dynamic Module – Forex Deal details:

- Click on **System Configuration** option on the dashboard and navigate to the dynamic module – Forex Deal tab. The default option is **'View'**.

System Configuration – Dynamic Module – Forex Deal - View

The screenshot displays the 'System Configuration' page for 'futura bank'. The user is logged in as 'Sam David' and is viewing the 'Forex Deal' details for the 'UBS 14.4 HEL Branch' entity. The interface includes a navigation menu on the left, a main content area with a table of details, and an 'Edit' button at the bottom.

Entity : UBS 14.4 HEL Branch

Forex Deal Spot (Code)	FSB3	Forex Deal Forward (Desc)	FX FORWARD FATCA-DSLM REVAL
Forex Deal Spot (Desc)	FX BANK DEALS-SPOT	Forex Deal Forward (Code)	FFB1

Navigation menu items (all checked):

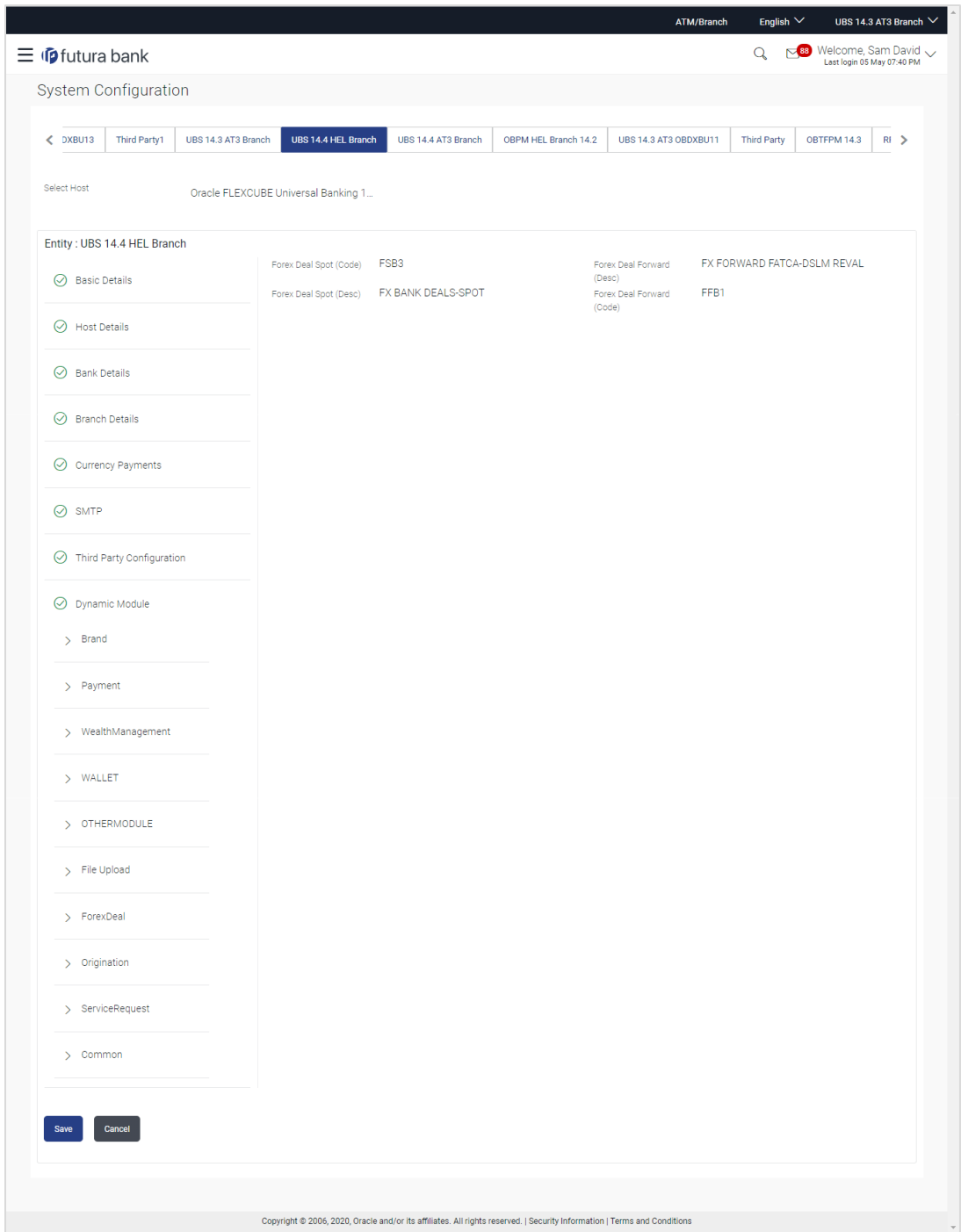
- Basic Details
- Host Details
- Bank Details
- Branch Details
- Currency Payments
- SMTP
- Third Party Configuration
- Dynamic Module
 - Brand
 - Payment
 - WealthManagement
 - WALLET
 - OTHERMODULE
 - File Upload
 - ForexDeal
 - Origination
 - ServiceRequest
 - Common

Buttons: Edit, Cancel

Copyright © 2006, 2020, Oracle and/or its affiliates. All rights reserved. | Security Information | Terms and Conditions

- Click **Edit** to edit the Dynamic Module – Forex Deal. The **System Configuration - Dynamic Module – Forex Deal** screen appears in editable form.

System Configuration – Dynamic Module – Forex Deal – Edit



Field Description

Field Name	Description
Forex Deal Spot(Code)	Displays the product code for spot deal booking and available for edit.
Forex Deal Spot (Desc)	Displays the product description for spot forex deal booking and available for edit.
Forex Deal Forward (Code)	Displays the product code for forward deal booking and available for edit.
Forex Deal Forward (Desc)	Displays the product description for forward deal booking and available for edit.

- In the **Forex Deal Spot (Code)** field, edit the code if required.
- In the **Forex Deal Spot (Desc)** field, edit the description if required.
- In the **Forex Deal Forward (Code)** field, edit the code if required.
- In the **Forex Deal Forward (Desc)** field, edit the description if required.
- Click **Save** to save the changes.
OR
Click **Cancel** to cancel the transaction.
- The **System Configuration - Dynamic Module – Forex Deal- Review** screen appears. Verify the details, and click **Confirm**.
OR
Click **Cancel** to cancel the transaction.
OR
Click the Basic Details, Host Details, Bank Details, Branch Details, SMTP, Third Party Configuration or Dynamic Module tabs to view and edit the respective details if required.
- The screen with success message along with the reference number and status appears. Click **OK** to complete the transaction.

4.1.15 System Configuration – Dynamic Module – Origination – View and Edit

Using this option, the system administrator maintains the details required for Origination. These configurations once defined can be viewed and edited.

To view and edit the origination module details:

- Click on **System Configuration** option on the dashboard and navigate to the dynamic module – Origination tab. The default option is 'View'.

System Configuration - Dynamic Module - Origination – View

The screenshot shows the Oracle FLEXCUBE System Configuration interface. The top navigation bar includes 'futura bank', 'ATM/Branch', 'English', and 'UBS 14.3 AT3 Branch'. The breadcrumb trail shows: < DXBU13 > Third Party1 > UBS 14.3 AT3 Branch > **UBS 14.4 HEL Branch** > UBS 14.4 AT3 Branch > OBPM HEL Branch 14.2 > UBS 14.3 AT3 OBDXBU11 > Third Party > OBTFPM 14.3 > Rf >. The main content area is titled 'System Configuration' and shows 'Select Host Oracle FLEXCUBE Universal Banking 1...'. The 'Entity: UBS 14.4 HEL Branch' is selected. A sidebar on the left lists various configuration categories, with 'Dynamic Module' expanded to show 'Brand', 'Payment', 'WealthManagement', 'WALLET', 'OTHERMODULE', 'File Upload', 'ForexDeal', 'Origination', 'ServiceRequest', and 'Common'. The 'Origination' category is selected, displaying a list of configuration parameters and their values:

Default Employer	2	Current Second Body Header Additional Name	MASTERFUNCID
Current First Body Header Additional Value	STDOCTEM	Savings App State	RECYNVFY
Personal Loan Account Class	UPL	Current Header Function	STDCA001
CO-Applicant Registration URL		Personal Loan First Body Header Additional Value	ORDRLCTM
Auto Loan Location	GB	Savings Application Category	SAVIN
Current First Body Header Function	STDCA021	Savings Second Body Header Additional Value	STDSATEM
Personal Loan Header Function	ORDRLCAP	Current Location	GB
Savings First Body Header Additional Value	STDPRCS1	Auto Loan First Body Header Function	ORDRLCAP
CASA Bundle Id		Origination Date Of Birth Limit Check	
Auto Loan Account Class	AUTOLOANS	Savings First Body Header Additional Name	MASTERFUNCID
Auto Loan First Body Header Additional Value	ORDRLCTM	Savings Second Body Header Function	STDSA001
Current Second Body Header Action	MODIFY	Savings Process Code	OSAC
Current Header Module	ST	Preferred Mode of Offer Document Delivery	
Current Application Category	CURRENT	Auto Loan Header Function	ORDRLCAP
Auto Loan Header Module	OR	Current Second Body Header Additional Value	STDCATEM
Current Process Code	OCAC	Personal Loan Application Category	UPL
Auto Loan Application Category	AUTOLOANS	Personal Loan Process Code	NRLC
Current First Body Header Additional Name	MASTERFUNCID	Personal Loan First Body Header Additional LName	MASTERFUNCID
Savings First Body Header Function	STDPRCS1	Savings Header Module	ST
Savings App Status	CUSTDTLS	Auto Loan Product Code	ABT2
Savings Second Body Header Additional Name	MASTERFUNCID	Auto Loan First Body Header Additional Name	MASTERFUNCID
Personal Loan Product Code	LRE2	Personal Loan Firstboot Header Function	ORDRLCAP
Savings Header Function	STDSA001	Savings Location	GB
Auto Loan First Body Header Action	NEW	Auto Loan Process Code	NRLC
Current Second Body Header Function	STDCA001	Personal Loan Header Module	OR
Personal Loan Location	GB		

At the bottom of the configuration list, there are 'Edit' and 'Cancel' buttons.

- Click **Edit** to edit the Dynamic Module – Origination. The **System Configuration - Dynamic Module – Origination** screen appears in editable form.

System Configuration - Dynamic Module - Origination - Edit

The screenshot shows the Oracle System Configuration interface for the 'UBS 14.4 HEL Branch' entity. The interface includes a navigation menu on the left with categories like Basic Details, Host Details, Bank Details, Branch Details, Currency Payments, SMTP, Third Party Configuration, Dynamic Module, Brand, Payment, WealthManagement, WALLET, OTHERMODULE, File Upload, ForexDeal, Origination, ServiceRequest, and Common. The 'Dynamic Module' section is expanded to show 'Origination'.

The main configuration area displays various parameters for the 'Origination' dynamic module, organized into two columns:

Default Employer	2	Current Second Body Header Additional Name	MASTERFUNCID
Current First Body Header Additional Value	STDCCTEM	Savings App State	RECVNVFY
Personal Loan Account Class	UPL	Current Header Function	STDCA001
Co-Applicant Registration URL		Personal Loan First Body Header Additional Value	ORDRLCTM
Auto Loan Location	GB	Savings Application Category	SAVIN
Current First Body Header Function	STDCA021	Savings Second Body Header Additional Value	STDSATEM
Personal Loan Header Function	ORDRLCAP	Current Location	GB
Savings First Body Header Additional Value	STDPRCS1	Auto Loan First Body Header Function	ORDRLCAP
CASA Bundle Id		Origination Date Of Birth Limit Check	
Auto Loan Account Class	AUTOLOANS	Savings First Body Header Additional Name	MASTERFUNCID
Auto Loan First Body Header Additional Value	ORDRLCTM	Savings Second Body Header Function	STDSA001
Current Second Body Header Action	MODIFY	Savings Process Code	OSAC
Current Header Module	ST	Preferred Mode of Offer Document Delivery	
Current Application Category	CURRENT	Auto Loan Header Function	ORDRLCAP
Auto Loan Header Module	OR	Current Second Body Header Additional Value	STDCATEM
Current Process Code	OCAC	Personal Loan Application Category	UPL
Auto Loan Application Category	AUTOLOANS	Personal Loan Process Code	NRLC
Current First Body Header Additional Name	MASTERFUNCID	Personal Loan First Body Header Additional LName	MASTERFUNCID
Savings First Body Header Function	STDPRCS1	Savings Header Module	ST
Savings App Status	CUSTDTLS	Auto Loan Product Code	ABT2
Savings Second Body Header Additional Name	MASTERFUNCID	Auto Loan First Body Header Additional Name	MASTERFUNCID
Personal Loan Product Code	LRE2	Personal Loan Firstboot Header Function	ORDRLCAP
Savings Header Function	STDSA001	Savings Location	GB
Auto Loan First Body Header Action	NEW	Auto Loan Process Code	NRLC
Current Second Body Header Function	STDCA001	Personal Loan Header Module	OR
Personal Loan Location	GB		

At the bottom of the configuration area, there are 'Save' and 'Cancel' buttons. The footer of the page contains the copyright information: 'Copyright © 2006, 2020, Oracle and/or its affiliates. All rights reserved. | Security Information | Terms and Conditions'.

Field Description

Field Name	Description
Current First Body Header Additional Name	Displays the name of the additional parameter for current account and available for edit.
Current Application Category	Displays the host system application category for current account and available for edit.
Personal Loan Process Code	Displays the host system process code for personal loan and is available for edit.
Personal Loan Product Code	Displays the host system product code for personal loan and available for edit.
Current First Body Header Additional Value	Displays the value of the additional parameter for current account and available for edit.
Current First Body Header Function	Displays the host system code for current account initiation stage and available for edit.
CASA Bundle Id	Displays the bundle Id for current and savings account and available for edit. This parameter is not required for FCUBS as the host system
Savings Process Code	Displays the host system process code for savings account and available for edit.
Savings Second Body Header Additional Name	Displays the name for additional parameter for savings account and available for edit.
Current Second Body Header Additional Name	Displays the name of the additional parameter for current account and available for edit.
Personal Loan Application Category	Displays the host system application category for personal loan and available for edit.
Current Account Class	Displays the host system account class for current account and available for edit.
Auto Loan First Body Header Function	Displays the host system stage code for auto loans and available for edit.
Savings App State	Displays the host system code for savings account application state and available for edit.
Savings Second Body Header Additional Values	Displays the value for additional parameter for savings account and available for edit.

Field Name	Description
Savings First Body Header Additional Value	Displays the value for additional parameter for savings account and available for edit.
Current Process Code	Displays the host system process code for current account and available for edit.
Current Second Body Header Additional Value	Displays the value of the additional parameter for current account and available for edit.
Auto Loan Location	Displays the default location for auto loan account and available for edit.
Auto loan Header Module	Displays the module identifier for auto loan account and available for edit.
Auto loan Process Code	Displays the host system process code for auto loan account and available for edit.
Auto Loan First Body Header Additional Name	Displays the name for additional parameter for auto loan and available for edit.
Personal Loan Location	Displays the default location for personal loan account and available for edit.
Savings Location	Displays the default location for savings account and available for edit.
Current Header Function	Displays the host system code for current account initiation stage and available for edit.
Preferred Mode of Offer Document Delivery	Displays the preferred mode of delivery for the documents and available for edit. This parameter is not required for FCUBS as the host system
Current Header Module	Displays the module identifier for current account and available for edit.
Savings Second Body Header Function	Displays the host system code for savings account initiation stage and available for edit.
Savings Header Function	Displays the host system code for savings account initiation stage and available for edit.
Personal Loan Header Module	Displays the module identifier for personal loan account and available for edit.

Field Name	Description
Savings Application Category	Displays the savings account application category and available for edit.
Personal Loan Account Class	Displays the host system account class for personal loan and available for edit.
Savings Account Class	Displays the host system account class for savings account and is available for edit.
Personal Loan First body Header Function	Displays the host system stage code for personal loans and available for edit.
Auto Loan First Body Header Additional Value	Displays the value for additional parameter for auto loan and available for edit.
Co- Applicant Registration URL	Displays the URL for registration of the co-applicant and available for edit. This parameter is not required for FCUBS as the host system
Personal Loan First Body Header Additional Value	Displays the value of the additional parameter for personal loan account and available for edit
Personal Loan First Body Header Additional Name	Displays the value of the additional parameter for personal loan account and available for edit.
Auto Loan Product Code	Displays the host system product code for auto loans and available for edit.
Savings Header Module	Displays the identifier of the module for savings account and available for edit.
Savings First Body Header Function	Displays the host system stage code for savings account and available for edit.
Auto Loan First Body Header Action	Displays the host system code to start new auto loan application and available for edit.
Auto Loan Header Function	Displays the host system stage code for auto loan and available for edit.
Current Second Body Header Action	Displays the identifier to indicate modification of current account application and available for edit.
Auto loan Application Category	Displays the host system application category for auto loan account and available for edit.

Field Name	Description
Current Second Body Header Function	Displays the host system code for current account initiation stage and available for edit.
Default Employer	Displays the value of default employer and available for edit.
Current Location	Displays the default location for current loan account and available for edit.
Origination Date of Birth Limit Check	Displays the option for validating the date of birth limit i.e. Local / Remote and available for edit.
Auto Loan Account Class	Displays the host system account class for auto loans.
Savings App Status	Displays the host system code for savings account application status and available for edit.
Personal Loan Header Function	Displays the host system code for personal loan initiation stage and available for edit.
Savings First Body Header Additional Name	Displays the name for additional parameter for savings account and available for edit.

Note: The fields appearing in the System Configuration – Dynamic Module – Origination tab depends on the settings done at the back end and is dynamic in nature.

- Edit the required Origination module details.
- Click **Save** to save the changes.
OR
Click **Cancel** to cancel the transaction.
- The **System Configuration - Dynamic Module – Origination - Review** screen appears. Verify the details, and click Confirm.
OR
Click **Cancel** to cancel the transaction.
OR
Click the Basic Details, Host Details, Bank Details, Branch Details, SMTP, Third Party Configuration or Dynamic Module tabs to view and edit the respective details if required.
- The screen with success message along with the reference number and status appears. Click **OK** to complete the transaction.

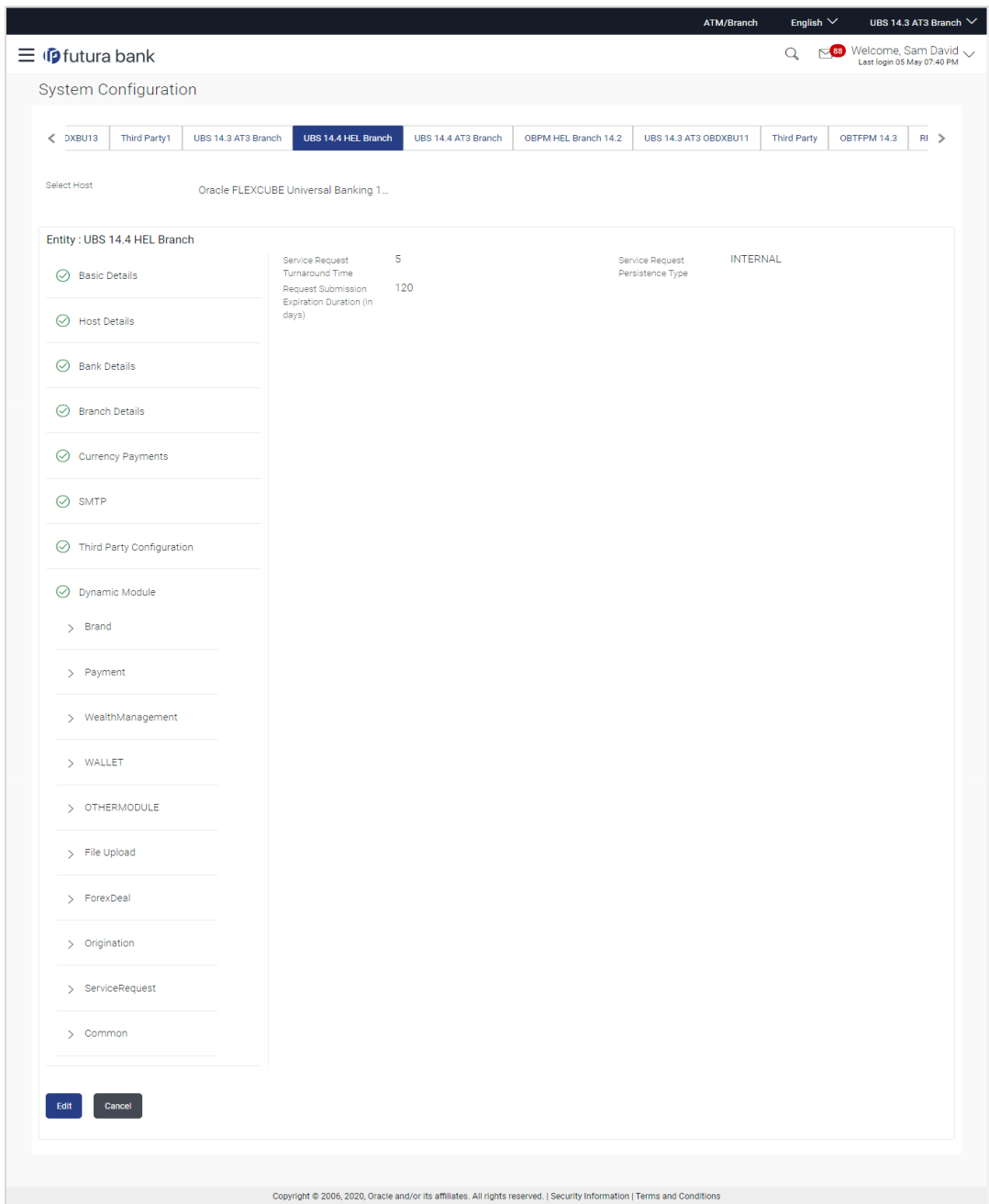
4.1.16 System Configuration – Dynamic Module - Service Request– View and Edit

Using this option, the system administrator maintains the service request module details. These configurations once defined can be viewed and edited.

To view and edit the system configuration - dynamic module - Service Request details:

- Click on **System Configuration** option on the dashboard and navigate to the dynamic module – Service Request tab. The default option is **‘View’**.

System Configuration - Dynamic Module – Service Request - View



- Click **Edit** to edit the Dynamic Module – Service Request details. The **System Configuration - Dynamic Module – Service Request** screen appears in editable form.

System Configuration - Dynamic Module – Service Request - Edit

The screenshot shows the Oracle Futura Bank System Configuration interface. At the top, there is a navigation bar with 'futura bank' logo, 'ATM/Branch', 'English', and 'UBS 14.3 AT3 Branch'. Below this is a search bar and a user greeting: 'Welcome, Sam David' with 'Last login 05 May 07:40 PM'. The main content area is titled 'System Configuration' and features a breadcrumb trail: '< DXBU13 Third Party1 UBS 14.3 AT3 Branch UBS 14.4 HEL Branch UBS 14.4 AT3 Branch OBPM HEL Branch 14.2 UBS 14.3 AT3 OBDXBU11 Third Party OBTFPM 14.3 RI >'. Below the breadcrumb, it says 'Select Host Oracle FLEXCUBE Universal Banking 1...'. The main configuration area is for 'Entity : UBS 14.4 HEL Branch'. On the left, there is a sidebar with a list of modules, each with a green checkmark: Basic Details, Host Details, Bank Details, Branch Details, Currency Payments, SMTP, Third Party Configuration, Dynamic Module, Brand, Payment, WealthManagement, WALLETT, OTHERMODULE, File Upload, ForexDeal, Origination, ServiceRequest, and Common. The 'Dynamic Module' section is expanded, showing 'Service Request Turnaround Time' set to 5 and 'Service Request Persistence Type' set to INTERNAL. Below this, 'Request Submission Expiration Duration (in days)' is set to 120. At the bottom left of the configuration area, there are 'Save' and 'Cancel' buttons. The footer contains the copyright notice: 'Copyright © 2006, 2020, Oracle and/or its affiliates. All rights reserved. | Security Information | Terms and Conditions'.

Field Description

Field Name	Description
Request Expiration duration (in days)	Displays the number of days after which service requests will not be available to business users and is available for edit.
Service Request Turnaround Time	Displays the processing time within which the administrator should take action on a raised Service Request and is available for edit.
Service Request Persistent Type	Displays the persistent type for service request whether service request needs to be stored locally or sent to third party CRM and available for edit.

- In the **Request Expiration duration (in days)** field, edit the values for expiry duration, if required.
- In the **Service Request Turnaround Time** field, edit the values if required.
- In the **Service Request Persistent** Type field, edit the persistent type for service request, if required.
- Click **Save** to save the changes.
OR
Click **Cancel** to cancel the transaction.
- The **System Configuration - Dynamic Module – Service Request - Review** screen appears. Verify the details, and click **Confirm**.
OR
Click **Cancel** to cancel the transaction.
OR
Click the Basic Details, Host Details, Bank Details, Branch Details, SMTP, Third Party Configuration or Dynamic Module tabs to view and edit the respective details if required.
- The screen with success message along with the reference number and status appears. Click **OK** to complete the transaction.

4.1.17 System Configuration – Dynamic Module – Common – View and Edit

Using this option, the system administrator maintains the common module details. These configurations once defined can be viewed and edited.

To view and edit the system configuration - dynamic module - common details:

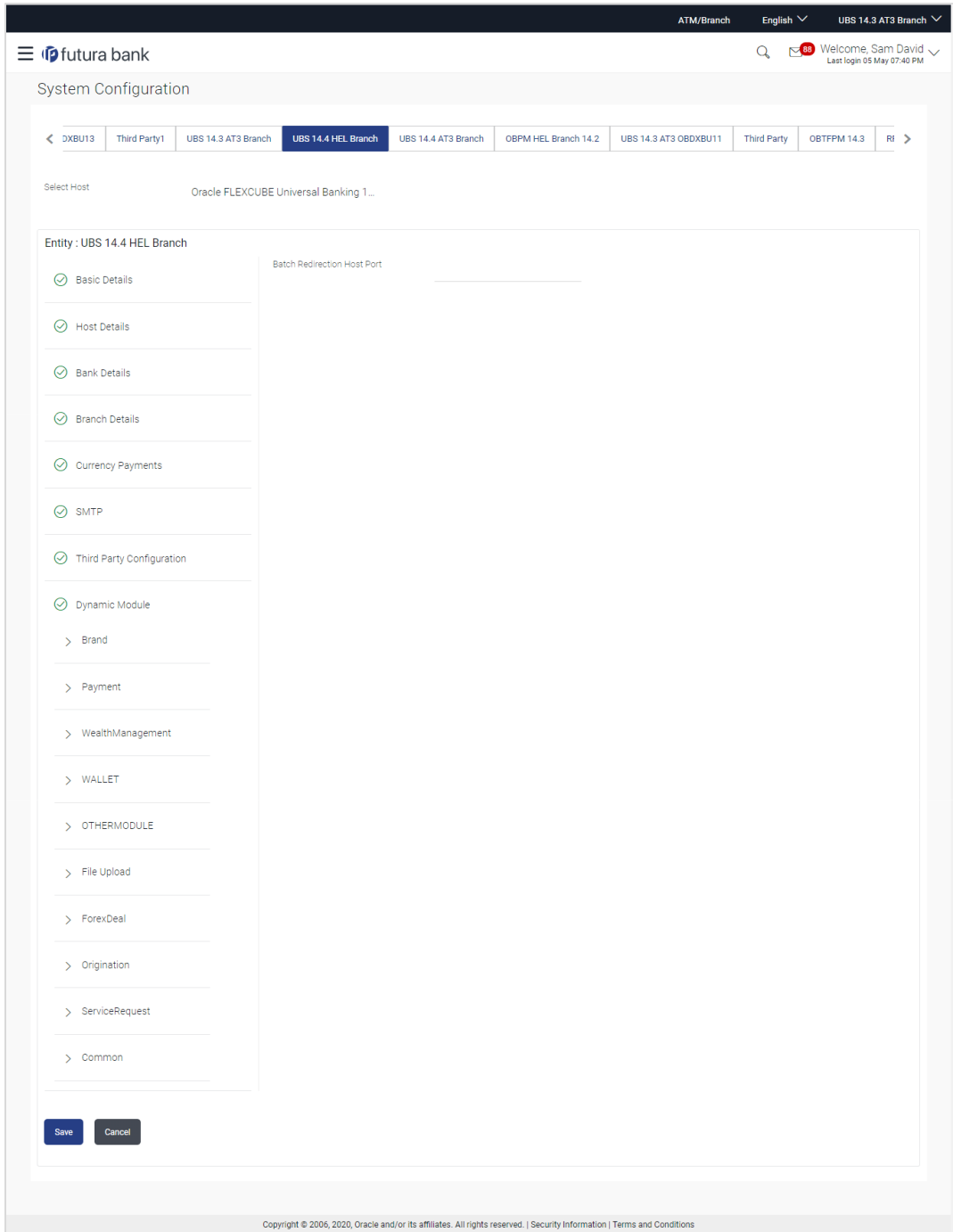
- Click on **System Configuration** option on the dashboard and navigate to the dynamic module – Common tab. The default option is '**View**'.

System Configuration - Dynamic Module – Common - View

The screenshot displays the Futura Bank System Configuration interface. At the top, there is a navigation bar with the Futura Bank logo, a search icon, and a user profile for Sam David. Below the navigation bar, the page title is "System Configuration". A breadcrumb trail shows the path: < DXBUI3 > Third Party1 > UBS 14.3 AT3 Branch > **UBS 14.4 HEL Branch** > UBS 14.4 AT3 Branch > OBPM HEL Branch 14.2 > UBS 14.3 AT3 OBDXBU11 > Third Party > OBTFPM 14.3 > RI >. The main content area shows "Select Host" with the value "Oracle FLEXCUBE Universal Banking 1...". Below this, the "Entity : UBS 14.4 HEL Branch" is displayed. A sidebar on the left contains a list of configuration categories, each with a green checkmark: Basic Details, Host Details, Bank Details, Branch Details, Currency Payments, SMTP, Third Party Configuration, Dynamic Module, Brand, Payment, WealthManagement, WALLET, OTHERMODULE, File Upload, ForexDeal, Origination, ServiceRequest, and Common. The "Dynamic Module" category is expanded, showing the "Common" sub-category. At the bottom of the sidebar, there are "Edit" and "Cancel" buttons. The footer of the page contains the copyright notice: "Copyright © 2006, 2020, Oracle and/or its affiliates. All rights reserved. | Security Information | Terms and Conditions".

- Click **Edit** to edit the Dynamic Module – Common Module details. The **System Configuration - Dynamic Module – Common** screen appears in editable form.

System Configuration - Dynamic Module – Common - Edit



Field Description

Field Name	Description
Batch Redirection Host Port	Displays the host port for batch redirection and is available for edit. Note: It should be left blank except for IDCS where it should be OHS Host and Port, e.g. host: port (mum00c:2222).

- In the **Batch Redirection Host Port** field, edit the host port number if required.
- Click **Save** to save the changes.
OR
Click **Cancel** to cancel the transaction.
- The **System Configuration - Dynamic Module – Common - Review** screen appears. Verify the details, and click **Confirm**.
OR
Click **Cancel** to cancel the transaction.
OR
Click the Basic Details, Host Details, Bank Details, Branch Details, SMTP, Third Party Configuration or Dynamic Module tabs to view and edit the respective details if required.
- The screen with success message along with the reference number and status appears. Click **OK** to complete the transaction.

[Home](#)

5. System Configuration – HOST System as FCORE

Note: For details on definition of entity along with maintenance of details, please refer to the content covered in the above section.

System Configuration - Basic Details

The screenshot shows the 'System Configuration' page for 'futura bank'. The user is logged in as 'Sam David'. The current entity is 'FCR 11.8 9999 Branch'. The configuration is for 'Oracle FLEXCUBE Core Banking 11.8.0...'. The 'Basic Details' step is active, showing the following fields:

Field Name	Value
Web Server Host	mum00boa.in.oracle.com
Web Server Port	18777
Application Server Host	mum00boa.in.oracle.com
Application Server Port	13003

Navigation buttons 'Next' and 'Cancel' are visible at the bottom left of the configuration area.

Field Description

Field Name	Description
Entities Name	Name of the entities added to the setup.
Select Host	You need to select the host system for the channel banking platform.
Web Server Host	Enter the address of the web-server host.
Web Server Port	Enter the web server port number.
Application Server Host	Enter the address of the application server host.

Field Name	Description
Application Server Port	Enter the application server port number

- Select the **Host System** as FCORE and start the FCORE configuration.
- In the **Web Server Host** field, enter the address of the web server.
- In the **Web Server Port** field, enter the port number of the web server.
- In the **Application Server Host** field, enter the address of the application server.
- In the **Application Server Port** field, enter the port number of the application server.
- Click **Next**. The **System Configuration – Host Details** screen appears.
OR
Click **Cancel** to cancel the setup process.

System Configuration – Host Details

System Configuration

Select Host: Oracle FLEXCUBE Core Banking 11.8.0...

Entity : FCR 11.8 9999 Branch

Host Name	FCORE	Host Version	11.8
Gateway IP	10.40.80.66	Port	9234
Channel	IB		
Check Host Availability			

Copyright © 2006, 2020, Oracle and/or its affiliates. All rights reserved. | Security Information | Terms and Conditions

Field Description

Field Name	Description
------------	-------------

Entities Name Name of the entities added to the setup.

Field Name	Description
Host Name	The host system as selected for the channel banking platform is displayed.
Host Version	Select the version number of the host system.
Gateway IP	Enter the Gateway IP of the selected host system.
Port	Enter the port number for the host system.
Channel	Specify the channel as 'IB' to access the application.

- From the **Host Version** list, select the version of the host.
- In the **Gateway IP** field, enter the gateway IP address of the host system.
- In the **Port** field, enter the port number.
- In the **Channel** field, enter the channel as 'IB' to access the application.
- Click the **Check Host Availability** link to check the host availability. The message of successful testing appears if the connection is established on the specified details.
- Click **Next**. The System Configuration – Bank Details screen appears.
OR
Click **Previous** to go to the previous screen.
OR
Click **Cancel** to cancel the setup process.

System Configuration – Bank Details

System Configuration

Select Host Oracle FLEXCUBE Core Banking 11.8.0...

Entity : FCR 11.8 9999 Branch

Bank Code	010	Bank Group Code	ZIGGRP
Bank Name	Zig Bank	Bank Short Name	Zig
Address Line 1	Nirlon Compound	Address Line 2	Near Hub Mall
Address Line 3	Goregoan East, Mumbai	Country	India
Zip Code	400063	Allowed Account Types	<input checked="" type="checkbox"/> Conventional <input checked="" type="checkbox"/> Islamic <input checked="" type="checkbox"/> Recurring Deposit
Bank Currency	Indian Rupee		

Previous Next Cancel

Copyright © 2006, 2020, Oracle and/or its affiliates. All rights reserved. | Security Information | Terms and Conditions

Field Description

Field Name	Description
Bank Code	Enter unique code to identify the bank.
Bank Group Code	Enter the bank group code.
Bank Name	Enter the name of the bank.
Bank Short Name	Enter the short name of the bank.
Address Line 1 - 3	Enter the address of the bank.
Country	Enter the country in which the bank is located/ headquartered.
ZIP Code	Enter the ZIP code of the bank.
Allowed Account Types	<p>Select the allowed account types applicable for the bank.</p> <p>The options can be:</p> <ul style="list-style-type: none"> • Conventional • Islamic • Recurring Deposit <hr/> <p>Note: Islamic account type is not supported with FCORE as the host system.</p> <hr/>
Bank Currency	Specify the default currency applicable for the bank.

- In the **Bank Code** field, enter the code of the bank.
- In the **Bank Group Code** field, enter the group code of the bank.
- In the **Bank Name** field, enter the name of the bank.
- In the **Bank Short Name** field, enter the short name of the bank.
- In the **Address Line 1 - 3** field, enter the address details of the bank.
- From the **Country** list, select the country in which the bank is located.
- In the **ZIP Code** field, enter the city/ zip code where bank is located.
- Select the **Allowed Account Types** check box. You can select Conventional / Islamic / Recurring Deposits.
- From the **Bank Currency** list, select the currency of the bank.
- Click **Next**. The **System Configuration – Branch Details** screen appears.
OR
Click **Previous** to go to the previous screen.
OR
Click **Cancel** to cancel the setup process.

System Configuration – Branch Details

System Configuration

FCR 11.7 EOD Branch | UBS 14.3 AT3 Branch OBCL | OBPM HEL Branch 14.3 | **FCR 11.8 9999 Branch** | UBS 14.3 AT3 Branch for OBLM | OBTf 14.4 000 OBDXBUT2 | OBTFFM 14.4 OBDXBU13

Select Host: Oracle FLEXCUBE Core Banking 11.8.0...

Entity: FCR 11.8 9999 Branch

- Basic Details
- Host Details
- Bank Details
- Branch Details
- SMTP
- Third Party Configuration
- Dynamic Module

Bank Code: 010 | Branch Code: 9999

Home Branch: 9999 | Local Currency: Indian Rupee

Calculation Currency: Indian Rupee | Region: INDIA

Previous | Next | Cancel

Copyright © 2006, 2020, Oracle and/or its affiliates. All rights reserved. | Security Information | Terms and Conditions

Field Description

Field Name	Description
Bank Code	Enter the unique code to identify the bank. You should specify the same bank code as specified in the previous section.
Branch Code	Enter the branch code.
Home Branch	Specify the home branch for the bank.
Local Currency	Select the local currency applicable for the branch.
Calculation Currency	Select the calculation currency applicable.

Field Name	Description
Region	Select the region of bank payments. The options are: <ul style="list-style-type: none"> • India • UK • SEPA

Note: With FCORE as host system, only India region is supported.

- In the **Bank Code** field, enter the code of the bank.
 - In the **Branch Code** field, enter the code of the bank branch.
 - In the **Home Branch** field, enter the code of the home branch of the bank.
 - From the **Local Currency** list, select the local currency of the bank branch.
 - From the **Calculation Currency** list, select the calculation currency.
 - From the **Region** list, select the appropriate region for payments.
 - Click **Next**. The **System Configuration – SMTP** screen appears.
- OR
- Click **Previous** to go to the previous screen.
- OR
- Click **Cancel** to cancel the setup process.

System Configuration – SMTP

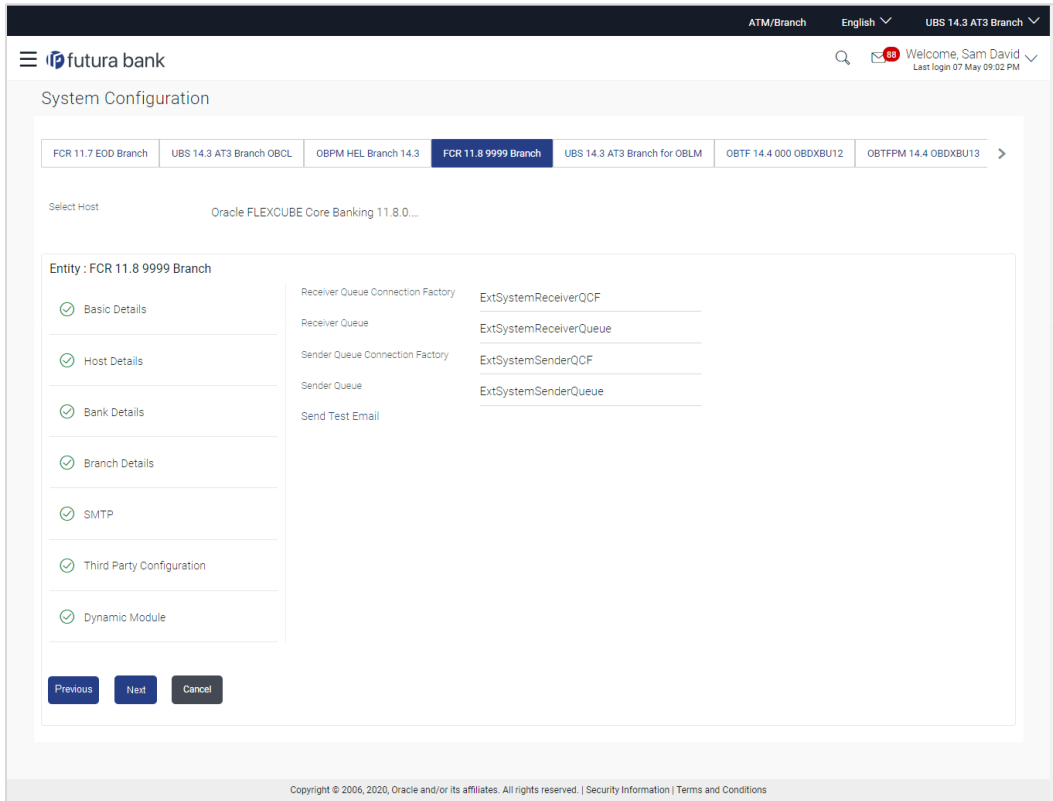
Field Description

Field Name	Description
Server Name	Enter the address of the mail server.
Port	Enter the port number
Sender Email Address	Enter the email address of the sender.
Recipient Email Address	Enter the email address of the recipient.
Authentication Required	Select the check box, if authentication is required.
Username	Enter the user name.
Password	Enter the password.

- In the **Server Name** field, enter the address of the mail server.
- In the **Port** field, enter the port number.
- In the **Sender Email Address**, enter the email address of the sender.
- In the **Recipient Email Address**, enter the email address of the recipient.
- In the **Username**, enter user name.
- In the Password field, enter the password.
- Click the **Send Test Email** link to cross check the email IDs.
- Click **Next**. The **System Configuration – Third Party Configuration** screen appears.
OR
Click **Previous** to go to the previous screen.
OR
Click **Cancel** to cancel the setup process.

System Configuration – Third Party Configuration

As part of this, the user defines the configuration of the sender/receiver message queues and connection factories used for messaging service.



Field Description

Field Name	Description
Receiver Queue Connection Factory	Enter the JNDI name of the receiver connection factory which is created inside Receiver JMS module. (For Example-ExtSystemReceiverQCF2).
Receiver Queue	Enter the JNDI name of the receiver queue (destination used for receiving the message from external host) created in the receiver JMS module. (For Example-ExtSystemReceiverQueue2).
Sender Queue Connection Factory	Enter the JNDI name of the sender connection factory, which is created inside Sender JMS module. (For Example-ExtSystemSenderQCF2)
Sender Queue	Enter the JNDI name of the sender queue created in the Sender JMS module. (For Example-ExtSystemSenderQueue2).

- In the **Receiver Queue Connection Factory** field, enter the appropriate value.
- In the **Receiver Queue** field, enter the appropriate value.
- In the **Sender Queue Connection Factory** field, enter the appropriate value.
- In the **Sender Queue** field, enter the appropriate value.
- Click the **Send Test Email** link to cross check the email IDs.
- Click **Next**. The System Configuration – Dynamic Module - Brand screen appears.
OR
Click **Previous** to go to the previous screen.
OR
Click **Cancel** to cancel the setup process.

System Configuration – Dynamic Module - Brand

The screenshot displays the Oracle FLEXCUBE Core Banking System Configuration interface. At the top, the header includes 'futura bank' and user information 'Welcome, Sam David'. The main content area is titled 'System Configuration' and shows a breadcrumb trail for 'FCR 11.8 9999 Branch'. Below this, the 'Entity : FCR 11.8 9999 Branch' is selected, and the 'Oracle FLEXCUBE Core Banking 11.8.0...' version is indicated. The interface features a left-hand navigation menu with various configuration categories, each marked with a green checkmark. The 'Dynamic Module' category is expanded, showing sub-options like 'Brand', 'Payment', 'WealthManagement', 'WALLET', 'OTHERMODULE', 'File Upload', 'ForexDeal', 'Origination', 'ServiceRequest', and 'Common'. The main configuration area displays the 'Content Server URL' and 'Content Publisher URL' fields, both containing the value 'http://ofss310655:8003/digix/v1'. At the bottom of the configuration area, there are three buttons: 'Previous', 'Next', and 'Cancel'. The footer of the page contains the copyright notice: 'Copyright © 2006, 2020, Oracle and/or its affiliates. All rights reserved. | Security Information | Terms and Conditions'.

Field Description

Field Name	Description
Content Server URL	Specify the URL of the content server.
Content Publisher URL	Specify the URL of the content publisher.

- In the **Content Server URL** field, enter the URL of content server.
- In the **Content Publisher URL** field, enter the URL of content publisher.
- Click **Next**. The **System Configuration – Dynamic Module – Payments** screen appears.
OR
Click **Previous** to go to the previous screen.
OR
Click **Cancel** to cancel the setup process.

System Configuration – Dynamic Module – Payments

The screenshot shows the Oracle Futura Bank System Configuration interface. The top navigation bar includes 'futura bank', a search icon, and a user profile for 'Welcome, Sam David' with the last login time '07 May 09:02 PM'. The main header is 'System Configuration'. Below this, there are several tabs for different branches, with 'FCR 11.8 9999 Branch' selected. The main content area is titled 'Entity : FCR 11.8 9999 Branch' and displays a list of configuration fields for the 'Dynamic Module'.

Field Name	Value	Field Name	Value
Self Fund Transfer (Code)	BKOP	International Fund Transfer (Code)	FTOC
OBPM SEPA Credit Fund Transfer Network Code	STEP2	Enable payee edit in hours after payee creation or modification	48
OBPM Draft Cancellation Payment Mode	C	Peer to Peer External Payment (Code)	P2PF
Domestic Fund Transfer - RTGS (Category)	OUPA	SEPA Credit Payment - SI (Code)	SOPC
Peer to Peer Internal Payment (Category)	PFOU	GLAccountNumber	
Peer to Peer Internal Payment (Code)	PBKT	OBPM User Id	FCATOP
OBPM Host IP Address	10.184.155.74	Corporate Service charges enabled (Y/N)	Y
OBPM Host code	SWITZ	Self Fund Transfer With Forex Deal (Code)	BKOP
OBPM Domestic Fund Transfer Code for Network 2	TARGET2	P2PRETRYCOUNT	3
OBPM Host Port Number	9010	OBPM Payment Transaction Type Outward	0
OBPM Domestic India Fund Transfer Payment Method	TRA	OBPM International Fund Transfer Network Code	SWIFT
External Payment Redirection URL	http://mum00boa:18777/home	Max. Invalid Attempts - Security PIN	5
Domestic Fund Transfer (Category)	OUPA	Claim Money Link Expiry(days)	3
Process payment to next working day enabled (Y/N)	y	International Draft (Code)	MCKP
External Fund Transfer	BKOP	Self Fund Transfer - SI (Category)	OUPA
Domestic Fund Transfer - RTGS - SI (Code)	OPFD	SEPA Direct Debit Payments - SI (Category)	OOCC
OBPM Domestic Draft Instrument Code	DEMANDFT	Max Multiple Bill Payment Limit for Corporate Users	5
OBPM Internal Fund Transfer Network Code	BOOK	Enable Upcoming Payment Check (Y/N)	N
Retail Service charges enabled (Y/N)	y	Claim Payment URL	http://mumaa012.in.oracle.com
OBPM International Draft Instrument Code	MNGRCHQ	UPI Request Money Max. Expiry Period (in days)	30
Domestic Fund Transfer - NEFT (Code)	OPFC	OBPM Payment Transaction Type Inward	1

> ForexDeal	O BPM WS Version Number	141	Self Fund Transfer - SI (Code)	BKOP
> Origination	Peer to Peer Payment (Code)	PBPO	Domestic Fund Transfer - RTGS - SI (Category)	OUPA
> ServiceRequest	Internal Fund Transfer - SI (Category)	OUPA	International Fund Transfer With Forex Deal (Code)	FTOC
> Common	Number Of Days To Check Upcoming Payment	5	SEPA Direct Debit Payments (Code)	SOUC
	O BPM Domestic India Fund Transfer Clearing System Id Code	INFSCO	Domestic Fund Transfer - SI - NEFT (Code)	OPFC
	Internal Fund Transfer With Forex Deal (Code)	BKOF	Internal Transfer With Forex Deal (Category)	OPFX
	Max Multiple Transfer Limit for Retail Users	5	Max Multiple Transfer Limit for Corporate Users	5
	O BCL WS Version Number	141	Payee Photo - Corporate (Y/N)	Y
	SEPA Credit Payment - SI (Category)	OUPA	Self Fund Transfer With Forex Deal (Category)	OPFX
	Internal Fund Transfer - SI (Code)	BKOP	O BPM International Draft Payment Type	I
	O BPM Domestic Draft Network Code	INS_ISSUE	Internal Fund Transfer (Code)	BKOP
	O BPM Domestic Draft Payment Type	I	O BPM Home Branch Code	AT4
	O BPM International Draft Network Code	INS_ISSUE	Bill Payment (Code)	BPAT
	External Fund Transfer (Category)	OUPA	Domestic Fund Transfer (Code)	OPEX
	SEPA Direct Debit Payments - SI (Category)	COCC	SEPA Direct Debit Payments - SI (Code)	SOUC
	Multi-currency Support (Y/N)	Y	Network suggestion (Y/N)	Y
	O BPM Domestic India Save Template?	N	O BPM Self Fund Transfer Network Code	BOOK
	SEPA Credit Payment (Category)	COPC	Internal Fund Transfer (Category)	OUPA
	Domestic Fund Transfer - RTGS (Code)	OPFD	Bill Payment (Category)	FCOK
	O BPM Domestic India Prefunded Payments?	N	Self Fund Transfer (Category)	OUPA
	Peer to Peer Payment (Category)	POUP	Payee Photo - Retail (Y/N)	Y
	O BPM Source Code	FCAT	O BPM SEPA Direct Debit Network Code	SDCO
	Domestic Fund Transfer - SI - NEFT (Category)	OUPA	Max. No. of Split Bill Contributors	10
	SEPA Credit Payment (Code)	OOPC	O BPM Source code	INTERNETBANKING
	Max Multiple Bill Payment Limit for Retail Users	5	Peer to Peer External Payment (Category)	PFOU
	O BPM Domestic Fund Transfer Code for Network 1	TARGET2	Domestic Fund Transfer - NEFT (Category)	OUPA
	O BPM Instructed Currency Indicator	T		

Previous Next Cancel

Copyright © 2006, 2020, Oracle and/or its affiliates. All rights reserved. | Security Information | Terms and Conditions

Field Description

Field Name	Description
Self Fund Transfer (Category)	Specify the product category for self fund transfer.
SEPA Credit Payment - SI(Category)	Specify the product category for SEPA credit payments with standing instructions.
OBPM Home Branch Code	Specify the code for OBPM home branch.
Domestic Fund Transfer NEFT (Category)	Specify the product category for domestic fund transfer with network type as NEFT.

Field Name	Description
Peer to Peer External Payment (Code)	Specify the code for peer to peer external payments.
Number of Days to Check Upcoming Payments	Via this parameter, the administrator is able to define the number of days 'N' within which the upcoming payment is due to a payee in which case a warning message is to be displayed on the review page of transfer initiation.
SEPA Direct Debit Payments - SI (Code)	Specify the product code for SEPA direct debit payments with standing instructions.
OBPM Host Code	Specify the host code for OBPM.
OBPM Self Fund Transfer Network Code	Specify the network code for OBPM self fund transfer.
International Draft (Code)	Specify the product code for international draft transaction.
Domestic Fund Transfer (Category)	Specify the product category for domestic fund transfer.
Internal Fund Transfer(Category)	Specify the product category for internal fund transfer.
Domestic Fund Transfer (Code)	Specify the product code for domestic fund transfer.
OBPM Host IP Address	Specify the host IP address for OBPM.
Internal Fund Transfer with Forex Deal (Category)	Specify the product category for internal fund transfer with forex deal.
Claim Payment URL	Specify the claim payment URL for the beneficiary to claim money.
Self Fund Transfer (Code)	Specify the product code for self fund transfer.
OBPM Payment Transaction Type Inward	Specify the OBPM Payment for inward type of transaction.
OBPM SEPA Direct Debit Network Code	Specify network code for OBPM SEPA direct debit.
Internal Fund Transfer with Forex Deal (Code)	Specify the product code for internal fund transfer with forex deal.

Field Name	Description
Internal Fund Transfer (Code)	Specify the product code for internal fund transfer.
Internal Fund Transfer - SI (Category)	Specify the product category for internal transfer with standing instructions.
SEPA Direct Debit Payments (Code)	Specify the product code for SEPA direct debit payments.
OBCL WS Version Number	Specify the version number for OBCL WS host.
Enable Upcoming Payment Check (Y/N)	Via this parameter, the administrator is able to specify whether the system is to check for upcoming scheduled transfers (via Standing Instructions or Pay Later) due to a payee within the next 'N' days for transfers Internal and Domestic at the time of transfer initiation towards a registered payee.
Claim Money Link Expiry (days)	Specify the number of days after which the claim money link will expire.
Peer to Peer Payment (Category)	Specify the product category for peer to peer payments.
OBPM WS Version Number	Specify the version number for OBPM WS host.
OBPM International Draft Network Code	Specify the network code for OBPM international draft.
SEPA Direct Debit Payments -SI (Category)	Specify the product category for SEPA direct debit payments with standing instructions.
OBPM Domestic Draft Instrument Code	Specify the instrument code for OBPM domestic draft.
OBPM Domestic India Fund Transfer Payment Method	Specify the mode of fund transfer and payment method for OBPM domestic India.
Bill Payment (Category)	Specify the product category for bill payments.
OBPM Instructed Currency Indicator	Specify the OBPM instructed currency indicator.
Max. No. of Split Bill Contributors	Specify the number of users that can be contributed for splitting a bill.

Field Name	Description
OBPM Source Code	Specify the source code for OBPM.
External Fund Transfer(Category)	Specify the product category for external fund transfer.
Max Multiple Bill Payment Limit for Corporate Users	Specify the maximum number of bill payments that a corporate user can initiate in one go.
OBPM Domestic India Fund Transfer Network Code	Specify the network code for OBPM domestic India fund transfer.
UPI Request Money Max. Expiry Period (in days)	Specify the number of days after which the UPI request for money gets expired.
OBPM User Id	Specify the user id for OBPM.
Max Multiple Bill Payment Limit for Retail Users	Specify the maximum number of bill payments that a retail user can initiate in one go.
Peer to Peer Internal Payment (Code)	Specify the product code for peer to peer internal payments.
External Fund Transfer	Specify the product code/ category for external fund transfer.
Self Fund Transfer - SI (Code)	Specify the product code for self fund transfer with standing instructions.
Self Fund Transfer - SI (Category)	Specify the product category for self fund transfer with standing instructions.
Peer to Peer External Payment (Category)	Specify the category for peer to peer external payments.
Domestic Fund Transfer- RTGS - SI (Code)	Specify the product code for domestic fund transfer with standing instructions and network type as RTGS.
OBPM Domestic Draft Payment Type	Specify the OBPM Payment for domestic draft type of transaction.
International Fund Transfer with Forex Deal (Code)	Specify the product code for international fund transfer with forex deal.
OBPM International Draft Instrument Code	Specify the instrument code for OBPM international draft.

Field Name	Description
OBPM Host port Number	Specify the OBPM host port number.
SEPA Credit Payment (Code)	Specify the product code for SEPA credit payments.
OBPM Source Code	Specify the source code for OBPM.
SEPA Credit Payments - SI (Code)	Specify the product code for SEPA credit payments with standing instructions.
Peer to Peer Internal Payment (Category)	Specify the product category for peer to peer internal payments.
SEPA Credit Payment (Category)	Specify the product category for SEPA credit payments. The value for this property is not required for FCORE as the host system.
Payee Photo - Retail (Y/N)	Specify whether the appearing of photo of retail user is enabled or not.
External Payment Redirection URL	Specify the URL for the external payments.
OBPM International Draft Payment Type	Specify the OBPM Payment for international draft type of transaction.
OBPM Domestic India Fund Transfer Clearing System Id Code	Specify the clearing system Id code for OBPM Domestic India fund transfer.
Domestic Fund Transfer- RTGS - SI (Category)	Specify the product category for domestic fund transfer with standing instructions and network type as RTGS.
Self Fund Transfer with Forex Deal (Category)	Specify the product category for self fund transfer with forex deal.
SEPA Direct Debit Payment -SI (Category)	Specify the product category for SEPA direct debit payments with standing instructions.
Max Invalid Attempts - Security PIN	Specify the number of invalid attempts allowed if entering the wrong PIN.
Domestic Fund Transfer-SI- NEFT (Category)	Specify the product category for domestic fund transfer with standing instructions and network type NEFT.
Bill Payment (Code)	Specify the product code for bill payments.

Field Name	Description
International Fund Transfer (Code)	Specify the product code for international fund transfer transaction.
OBPM Domestic India Save Template?	Specify whether the OBPM domestic India template is saved or not.
Internal Fund Transfer -SI (Code)	Specify the product code for internal transfer with standing instructions.
Domestic Fund Transfer-SI- NEFT (Code)	Specify the product code for domestic fund transfer with standing instructions and network type NEFT.
OBPM Payment Transaction Type Outward	Specify the OBPM Payment for outward type of transaction.
Retail Service Charge Enabled (Y/N)	Specify whether the retail service charge is enabled or not.
Enable payee edit in hours after payee creation or modification	Specify the time in hours for the payee to be enabled for modification after its creation.
OBPM International Fund Transfer Network Code	Specify the network code for OBPM international fund transfer.
Self Fund Transfer with Forex Deal (Code)	Specify the product code for self fund transfer with forex deal.
OBPM SEPA Credit Fund Transfer Network Code	Specify the network code for OBPM SEPA credit fund transfer.
Max Multiple Transfer Limit for Retail Users	Specify the maximum number of fund transfer that a retail user can initiate in one go.
OBPM Internal Fund Transfer Network Code	Specify the network code for OBPM internal fund transfer.
Payee Photo - Corporate (Y/N)	Specify whether the appearing of photo of corporate user is enabled or not.
Max Multiple Transfer Limit for Corporate Users	Specify the maximum number of fund transfer that a corporate user can initiate in one go.
OBPM Draft Cancellation Payment Mode	Specify the payment mode for OBPM after draft cancellation.

Field Name	Description
Network Suggestion (Y/N)	Specify whether the network suggestion is enabled or not.
Domestic Fund Transfer-RTGS (Code)	Specify the product code for domestic fund transfer with network type as RTGS.
Process payment to next working day enabled (Y/N)	Specify whether the processing of payments for next working day is enabled.
Peer to Peer Payment (Code)	Specify the product code for peer to peer payments.
OBPM Domestic India Prefunded Payments?	Specify whether there is a prefunded payments for OBPM domestic India.
OBPM Domestic Draft Network Code	Specify the network code for OBPM domestic draft.
Corporate Service Charge Enabled (Y/N)	Specify whether the corporate service charge is enabled or not.
Domestic Fund Transfer-RTGS (Category)	Specify the product category for domestic fund transfer with network type as RTGS.
Domestic Fund Transfer-NEFT (Code)	Specify the product code for domestic fund transfer with network type NEFT.

Note: 1) The fields appearing in the System Configuration – Dynamic Module – Payments tab depends on the settings done at the back end and is dynamic in nature.

2) Fields related to OBPM, SEPA, International Payments, Forex and corporates are not supported with FCORE as the host system.

- Enter the required details in **Payments** tab.
- Click **Next**. The System Configuration – Dynamic Module – **Wealth Management** screen appears.
OR
Click **Previous** to go to the previous screen.
OR
Click **Cancel** to cancel the setup process.

System Configuration – Dynamic Module – Wealth Management

System Configuration

Select Host: Oracle FLEXCUBE Core Banking 11.8.0...

Entity: FCR 11.8 9999 Branch

Basic Details	Maximum Number of Nominee Allowed	3	Number of investment Account Allowed	7
Host Details	Switch Funds of Same Fund House Allowed	true	Number of record in Report Generation	50
Bank Details	Number of Operation Allowed in Multiple Order	3	Date Range Future Date For Standing Instruction	30
Branch Details				
SMTP				
Third Party Configuration				
Dynamic Module				
> Brand				
> Payment				
> WealthManagement				
> WALLET				
> OTHERMODULE				
> File Upload				
> ForexDeal				
> Origination				
> ServiceRequest				
> Common				

Previous Next Cancel

Copyright © 2006, 2020, Oracle and/or its affiliates. All rights reserved. | Security Information | Terms and Conditions

Field Description

Field Name	Description
Date range Future Date for Standing Instructions	Enter the date range or future date for the standing instruction to be executed.

Field Name	Description
Number of Record in Report Generation	Enter the value for maximum number of records allowed to be included in report generation.
Number of Operation Allowed in Multiple Order	Specify the maximum number of operations allowed in multiple order.
Number of Investments Account Allowed	Enter the value for maximum number of investment accounts allowed to be opened by a user at a time.
Switch Funds of Same Fund House Allowed	Specify whether the user is allowed to switch out the funds between the same fund house.
Maximum Number of Nominee Allowed	Specify the maximum number of nominees that can be added in an investment account.

- In the **Date range Future Date for Standing Instructions** field, enter the value for date range/ future date.
- In the **Number of Record in Report Generation** field, enter the value.
- In the **Number of Operations Allowed in Multiple Order** field, enter the value.
- In the **Number of Investments Account Allowed** field, enter the value.
- In the **Switch Funds of Same Fund House Allowed** field, specify if switching of funds within the same fund house is mandatory.
- In the **Maximum Number of Nominees Allowed** field, enter the value for number of nominee.
- Click **Next**. The **System Configuration – Dynamic Module – Wallet** screen appears.
OR
Click **Previous** to go to the previous screen.
OR
Click **Cancel** to cancel the setup process.

System Configuration – Dynamic Module – Wallet

The screenshot shows the 'System Configuration' page for 'futura bank'. The user is logged in as 'Sam David' and is configuring the 'Dynamic Module' for the 'FCR 11.8 9999 Branch'. The configuration details are as follows:

Field	Value
Account Class	14555
Branch Code	2205
KYC Check Required	Y
Location Code	HO

The left sidebar shows a list of configuration categories, with 'Dynamic Module' selected. Below it, several sub-modules are listed with expandable arrows: Brand, Payment, WealthManagement, WALLET, OTHERMODULE, File Upload, ForexDeal, Origination, ServiceRequest, and Common. At the bottom of the configuration area are 'Previous', 'Next', and 'Cancel' buttons.

Field Description

Field Name	Description
Account Class	Specifies the host system account class for wallets.
Branch Code	Specifies the branch code of the wallet account.

Field Name	Description
KYC Check Required	Indicates if KYC check is required or not for wallet transactions.
Location Code	Specifies the location code of the wallet account.

- In the **Account Class** field, enter the account class for wallets.
- In the **Branch Code** field, enter the branch code.
- In the **KYC Check Required** field, enter whether the KYC check is required or not.
- In the **Location Code** field, enter the location code.
- Click **Next**. The **System Configuration – Dynamic Module – Other Module** screen appears.
OR
Click **Previous** to go to the previous screen.
OR
Click **Cancel** to cancel the setup process.

System Configuration – Dynamic Module – Other Module

ATM/Branch
English
UBS 14.3 AT3 Branch

futura bank
Welcome, Sam David
Last login 07 May 09:02 PM

System Configuration

FCR 11.7 EOD Branch UBS 14.3 AT3 Branch OBCL OBPM HEL Branch 14.3 **FCR 11.8 9999 Branch** UBS 14.3 AT3 Branch for OBLM OBTf 14.4 000 OBDXBUI2 OBTFFM 14.4 OBDXBUI3

Select Host Oracle FLEXCUBE Core Banking 11.8.0...

Entity : FCR 11.8 9999 Branch

<ul style="list-style-type: none"> <input checked="" type="checkbox"/> Basic Details <input checked="" type="checkbox"/> Host Details <input checked="" type="checkbox"/> Bank Details <input checked="" type="checkbox"/> Branch Details <input checked="" type="checkbox"/> SMTP <input checked="" type="checkbox"/> Third Party Configuration <input checked="" type="checkbox"/> Dynamic Module <ul style="list-style-type: none"> > Brand > Payment > WealthManagement > WALLET > OTHERMODULE > File Upload > ForexDeal > Origination > ServiceRequest > Common 	<table style="width: 100%; border-collapse: collapse;"> <tr> <td style="width: 30%;">OBLM flag to consider Post Siveep Balance</td> <td style="width: 20%;">Y</td> <td style="width: 30%;">OBCFPM App Id - Evaluate Collateral</td> <td style="width: 20%;">CLLTRL</td> </tr> <tr> <td>Supported Auth Type for Transactions</td> <td>OTP</td> <td>OBVAM Remitter Record Status</td> <td>O</td> </tr> <tr> <td>OBLM Currency Rate type</td> <td>STANDARD</td> <td>UBS File Handoff Host IP</td> <td>10.184.155.74</td> </tr> <tr> <td>IRPM Host port</td> <td></td> <td>OBSOF Port</td> <td>7003</td> </tr> <tr> <td>OBCL Branch Code</td> <td>AT3</td> <td>Application Server Port for Oracle Banking Platform</td> <td></td> </tr> <tr> <td>ELOM Host port</td> <td>7103</td> <td>Supported Auth Type for Login</td> <td>OTP~R_SOFT_TOKEN~T_SOFT</td> </tr> <tr> <td>OBTf Branch Code</td> <td></td> <td>OBSOF token expiry time in seconds</td> <td>10</td> </tr> <tr> <td>OBCL Source Code</td> <td>EXTSYS</td> <td>OBSOF Branch Code</td> <td>004</td> </tr> <tr> <td>Date Default</td> <td>CURRENT</td> <td>OBLM Allow Sweep on Currency Holiday</td> <td>N</td> </tr> <tr> <td>TD Pool Code</td> <td>POOL1</td> <td>INV IP</td> <td>den02dud.us.oracle.com</td> </tr> <tr> <td>Currency Support In Approval Rules</td> <td>true</td> <td>IRPM Host IP address</td> <td></td> </tr> <tr> <td>Limits Effective from Same Day (Y/N)</td> <td>Y</td> <td>OAUTH Port</td> <td>18003</td> </tr> <tr> <td>Associated Party KYC UPLOAD URL</td> <td>http://mumaa012.in.oracle.com</td> <td>OBCFPM Branch Code</td> <td>004</td> </tr> <tr> <td>Handoff File Path for UBS</td> <td>/scratch/obdx/wls/handoff/UBS</td> <td>OBLM eodexecution flag</td> <td>false</td> </tr> <tr> <td>OBCFPM App Id - Revaluate Collateral</td> <td>CLLTRL</td> <td>OBVAM Offset Transaction Code</td> <td>000</td> </tr> <tr> <td>OBSOF User Id</td> <td>DEV</td> <td>ASP IP</td> <td>den02dud.us.oracle.com</td> </tr> <tr> <td>OBVAM Source Code</td> <td>OBDX</td> <td>OBCL HOST IP</td> <td>10.184.159.212</td> </tr> <tr> <td>FATCA Compliance check required(Y/N)</td> <td>N</td> <td>Fetch Guarantee Type from Host (Y/N)</td> <td>N</td> </tr> <tr> <td>OBVAM Balance Trends Points</td> <td>5</td> <td>OBLM Multi Bank Flag</td> <td>true</td> </tr> <tr> <td>IDCS OBDCClient Secret</td> <td></td> <td>Retail User Supported Auth Type</td> <td>OTP~R_SOFT_TOKEN~T_SOFT</td> </tr> <tr> <td>OBCFPM App Id - Fetch Document List</td> <td>CMNCORE</td> <td>Invoice Management User Id</td> <td>SWETA</td> </tr> <tr> <td>Deposit installment Amount Limit</td> <td>50000</td> <td>Application Server for Oracle FLEXCUBE Universal Banking</td> <td>mum00boa.in.oracle.com</td> </tr> <tr> <td>Identification Types</td> <td>REMOTE_CLOSE_ENUM</td> <td>OBVAM token expiry time in seconds</td> <td>300</td> </tr> <tr> <td>OBTf WS Version Number</td> <td></td> <td>OBLM Balance Type</td> <td>V</td> </tr> <tr> <td>Supported Auth Type for Transactions</td> <td>OTP~SOFT_TOKEN</td> <td>Oracle Live Experience Cloud Tenant ID</td> <td>oraclefsgbuobdx</td> </tr> <tr> <td>Oracle Live Experience Cloud User ID</td> <td>oraclefsgbuobdx</td> <td>Associated Party Branch Code</td> <td>004</td> </tr> <tr> <td>Administrator Supported Auth Type</td> <td>OTP~R_SOFT_TOKEN~T_SOFT</td> <td>Application Server Port for Oracle FLEXCUBE Universal Banking</td> <td>13003</td> </tr> <tr> <td>Duration of Active Program in days</td> <td>1000</td> <td>Liquidity Management Qualified (Y/N)</td> <td>N</td> </tr> <tr> <td>OBCFPM App Id - Fetch Facility Categories</td> <td>FCLTYP</td> <td>OBLM App Id - Fetch Account Details</td> <td>LMM</td> </tr> <tr> <td>OBLM Default Value for Nominated Account</td> <td>Y</td> <td>Invoice Management App Id</td> <td>OBSFCMINST</td> </tr> <tr> <td>ELOM HOST IP</td> <td>10.184.151.55</td> <td>Live Experience Host IP</td> <td>live.oraclecloud.com</td> </tr> <tr> <td>OBLM IP</td> <td>10.40.88.245</td> <td>Open Term Deposit Threshold Amount</td> <td>50000</td> </tr> <tr> <td>Allow Touch Point Level Limit Definition (Y/N)</td> <td>Y</td> <td>IDCS OBDCClient Id</td> <td></td> </tr> <tr> <td>OBCFPM User Id</td> <td>BHARATH</td> <td>OBLM Structure AppId</td> <td>LMA</td> </tr> <tr> <td>Deposit Cumulative Amount Limit</td> <td>500000</td> <td>OBCFPM App Id - Fetch Collateral Types</td> <td>MNTNCC</td> </tr> <tr> <td>OBVAM IP</td> <td>wlf00jna.in.oracle.com</td> <td></td> <td></td> </tr> <tr> <td>Handoff File Path for FCORE</td> <td>/scratch/obdx/wls/handoff/FCC</td> <td></td> <td></td> </tr> </table>	OBLM flag to consider Post Siveep Balance	Y	OBCFPM App Id - Evaluate Collateral	CLLTRL	Supported Auth Type for Transactions	OTP	OBVAM Remitter Record Status	O	OBLM Currency Rate type	STANDARD	UBS File Handoff Host IP	10.184.155.74	IRPM Host port		OBSOF Port	7003	OBCL Branch Code	AT3	Application Server Port for Oracle Banking Platform		ELOM Host port	7103	Supported Auth Type for Login	OTP~R_SOFT_TOKEN~T_SOFT	OBTf Branch Code		OBSOF token expiry time in seconds	10	OBCL Source Code	EXTSYS	OBSOF Branch Code	004	Date Default	CURRENT	OBLM Allow Sweep on Currency Holiday	N	TD Pool Code	POOL1	INV IP	den02dud.us.oracle.com	Currency Support In Approval Rules	true	IRPM Host IP address		Limits Effective from Same Day (Y/N)	Y	OAUTH Port	18003	Associated Party KYC UPLOAD URL	http://mumaa012.in.oracle.com	OBCFPM Branch Code	004	Handoff File Path for UBS	/scratch/obdx/wls/handoff/UBS	OBLM eodexecution flag	false	OBCFPM App Id - Revaluate Collateral	CLLTRL	OBVAM Offset Transaction Code	000	OBSOF User Id	DEV	ASP IP	den02dud.us.oracle.com	OBVAM Source Code	OBDX	OBCL HOST IP	10.184.159.212	FATCA Compliance check required(Y/N)	N	Fetch Guarantee Type from Host (Y/N)	N	OBVAM Balance Trends Points	5	OBLM Multi Bank Flag	true	IDCS OBDCClient Secret		Retail User Supported Auth Type	OTP~R_SOFT_TOKEN~T_SOFT	OBCFPM App Id - Fetch Document List	CMNCORE	Invoice Management User Id	SWETA	Deposit installment Amount Limit	50000	Application Server for Oracle FLEXCUBE Universal Banking	mum00boa.in.oracle.com	Identification Types	REMOTE_CLOSE_ENUM	OBVAM token expiry time in seconds	300	OBTf WS Version Number		OBLM Balance Type	V	Supported Auth Type for Transactions	OTP~SOFT_TOKEN	Oracle Live Experience Cloud Tenant ID	oraclefsgbuobdx	Oracle Live Experience Cloud User ID	oraclefsgbuobdx	Associated Party Branch Code	004	Administrator Supported Auth Type	OTP~R_SOFT_TOKEN~T_SOFT	Application Server Port for Oracle FLEXCUBE Universal Banking	13003	Duration of Active Program in days	1000	Liquidity Management Qualified (Y/N)	N	OBCFPM App Id - Fetch Facility Categories	FCLTYP	OBLM App Id - Fetch Account Details	LMM	OBLM Default Value for Nominated Account	Y	Invoice Management App Id	OBSFCMINST	ELOM HOST IP	10.184.151.55	Live Experience Host IP	live.oraclecloud.com	OBLM IP	10.40.88.245	Open Term Deposit Threshold Amount	50000	Allow Touch Point Level Limit Definition (Y/N)	Y	IDCS OBDCClient Id		OBCFPM User Id	BHARATH	OBLM Structure AppId	LMA	Deposit Cumulative Amount Limit	500000	OBCFPM App Id - Fetch Collateral Types	MNTNCC	OBVAM IP	wlf00jna.in.oracle.com			Handoff File Path for FCORE	/scratch/obdx/wls/handoff/FCC		
OBLM flag to consider Post Siveep Balance	Y	OBCFPM App Id - Evaluate Collateral	CLLTRL																																																																																																																																																		
Supported Auth Type for Transactions	OTP	OBVAM Remitter Record Status	O																																																																																																																																																		
OBLM Currency Rate type	STANDARD	UBS File Handoff Host IP	10.184.155.74																																																																																																																																																		
IRPM Host port		OBSOF Port	7003																																																																																																																																																		
OBCL Branch Code	AT3	Application Server Port for Oracle Banking Platform																																																																																																																																																			
ELOM Host port	7103	Supported Auth Type for Login	OTP~R_SOFT_TOKEN~T_SOFT																																																																																																																																																		
OBTf Branch Code		OBSOF token expiry time in seconds	10																																																																																																																																																		
OBCL Source Code	EXTSYS	OBSOF Branch Code	004																																																																																																																																																		
Date Default	CURRENT	OBLM Allow Sweep on Currency Holiday	N																																																																																																																																																		
TD Pool Code	POOL1	INV IP	den02dud.us.oracle.com																																																																																																																																																		
Currency Support In Approval Rules	true	IRPM Host IP address																																																																																																																																																			
Limits Effective from Same Day (Y/N)	Y	OAUTH Port	18003																																																																																																																																																		
Associated Party KYC UPLOAD URL	http://mumaa012.in.oracle.com	OBCFPM Branch Code	004																																																																																																																																																		
Handoff File Path for UBS	/scratch/obdx/wls/handoff/UBS	OBLM eodexecution flag	false																																																																																																																																																		
OBCFPM App Id - Revaluate Collateral	CLLTRL	OBVAM Offset Transaction Code	000																																																																																																																																																		
OBSOF User Id	DEV	ASP IP	den02dud.us.oracle.com																																																																																																																																																		
OBVAM Source Code	OBDX	OBCL HOST IP	10.184.159.212																																																																																																																																																		
FATCA Compliance check required(Y/N)	N	Fetch Guarantee Type from Host (Y/N)	N																																																																																																																																																		
OBVAM Balance Trends Points	5	OBLM Multi Bank Flag	true																																																																																																																																																		
IDCS OBDCClient Secret		Retail User Supported Auth Type	OTP~R_SOFT_TOKEN~T_SOFT																																																																																																																																																		
OBCFPM App Id - Fetch Document List	CMNCORE	Invoice Management User Id	SWETA																																																																																																																																																		
Deposit installment Amount Limit	50000	Application Server for Oracle FLEXCUBE Universal Banking	mum00boa.in.oracle.com																																																																																																																																																		
Identification Types	REMOTE_CLOSE_ENUM	OBVAM token expiry time in seconds	300																																																																																																																																																		
OBTf WS Version Number		OBLM Balance Type	V																																																																																																																																																		
Supported Auth Type for Transactions	OTP~SOFT_TOKEN	Oracle Live Experience Cloud Tenant ID	oraclefsgbuobdx																																																																																																																																																		
Oracle Live Experience Cloud User ID	oraclefsgbuobdx	Associated Party Branch Code	004																																																																																																																																																		
Administrator Supported Auth Type	OTP~R_SOFT_TOKEN~T_SOFT	Application Server Port for Oracle FLEXCUBE Universal Banking	13003																																																																																																																																																		
Duration of Active Program in days	1000	Liquidity Management Qualified (Y/N)	N																																																																																																																																																		
OBCFPM App Id - Fetch Facility Categories	FCLTYP	OBLM App Id - Fetch Account Details	LMM																																																																																																																																																		
OBLM Default Value for Nominated Account	Y	Invoice Management App Id	OBSFCMINST																																																																																																																																																		
ELOM HOST IP	10.184.151.55	Live Experience Host IP	live.oraclecloud.com																																																																																																																																																		
OBLM IP	10.40.88.245	Open Term Deposit Threshold Amount	50000																																																																																																																																																		
Allow Touch Point Level Limit Definition (Y/N)	Y	IDCS OBDCClient Id																																																																																																																																																			
OBCFPM User Id	BHARATH	OBLM Structure AppId	LMA																																																																																																																																																		
Deposit Cumulative Amount Limit	500000	OBCFPM App Id - Fetch Collateral Types	MNTNCC																																																																																																																																																		
OBVAM IP	wlf00jna.in.oracle.com																																																																																																																																																				
Handoff File Path for FCORE	/scratch/obdx/wls/handoff/FCC																																																																																																																																																				

Host Server Port for Oracle Financial Lending and Leasing		OBLM Port	7007
Corporate User Supported Auth Type	OTP~R_SOFT_TOKEN~T_SOFT	OBLM Branch Code	004
GAUTH IP	mum00boa	OBLM Appid	LMM
Duration of future start date in days	180	OBLM Holiday Treatment	H
Rewards Host port	<PORT>	OBLM Host port	8555
OBLM FX Rate Pickup	Offline	INV Port	9003
OBLM Checker Id	OBDXLMADMIN2	Flag to enable SSL	false
OBCFPM App Id - Read Collateral Application	CLLTRL	Associated Party User Id	SWETA
IDCS Connection Scheme	https	OBLM Default Value for selected account	Y
OBVAM Port	7091	OBVAM User Id	OBDXUSER
OBCFPM IP	10.40.64.235	Invoice Management Branch Code	004
OBVAM Virtual Account Statement Period	120	Anonymous Security Key Name	origination_lowsm_key
MO Port	7003	Anonymous Security Policy	oracle/wss_username_token_cli
Application Server Port for Oracle Business Intelligence Publisher	9502	OBVAM Balance Range for Cash Position	-10000~0~10000~50000
OBLM Module Code	OL	OBLM Source System	OBDX
Allow Multiple Goods (Y/N)	N	Host Server IP for Oracle Financial Lending and Leasing	10.184.132.101
OBCFPM Port	7531	Virtual Account Management Qualified(Y/N)	N
OBLM App Id - Fetch Loan Products	CUSTSRV001	Feedback for a Transaction	ALWAYS <input type="checkbox"/>
OBSCF IP	whf00mfg.in.oracle.com	Live Experience Host Port	443
OBTf IP		Number of Cheque Books enabled (Y/N)	Y
OBCFPM App Id - Amend facility	FCLTYP	ASP Port	9003
FACEID Port	443	OBLM User Id	LMADMIN1
MO IP	10.184.160.23	Host Server IP for Oracle FLEXCUBE Universal Banking	10.40.80.66
OBTf Port		Host Server Port for Oracle FLEXCUBE Universal Banking	9234
OBTfPM token expiry time in seconds	30	OBLM Port	8003
Rewards Host IP address	<HOST_IP>	OBLM IP	whf00mdj
IDCS Host Port	443	IPM Host application name	
OBVAM Branch Code	000	Application Server for Oracle Banking Platform	
IDCS Host IP	obdx-tenant01.identity.c9dev0.o	OBLM User Id	RANJAN2
OBLM User Id	OBDX1	OBLM Maker Id	OBDXLMADMIN1
OBVAM Transaction Code	000	OBVAM No. of Remitters Limit	2
OBLM Branch Code	LMB	FACEID IP	api.zoomauth.com
Host WSDL Version	117	UBS File Handoff Host Port	5039
OBVAM Balance Trends Period	120	Application Server IP for Oracle Business Intelligence Publisher	10.40.136.72
OBVAM Transaction Default Currency	GBP	ISD CODE Enumeration Provider	com.ofss.digx.extiface.commo
Auth Type for Wallet Registration	OTP		

Previous Next Cancel

Copyright © 2006, 2020, Oracle and/or its affiliates. All rights reserved. | Security Information | Terms and Conditions

Field Description

Field Name	Description
Feedback for a Transaction	Specify when the feedback for a transaction is required.
OBVAM No. of Remitters List	Specify the number of remitter lists maintained in OBVAM. It is not mandatory to specify the parameter value for FCORE as the host system.

Field Name	Description
Host Server IP for Oracle Flexcube Universal Banking	Specify the host server IP for Oracle Flexcube Universal Banking host system and available for edit.
IPM Host application name	Specify the IPM host application name.
Application Server for Oracle Banking Platform	Specify the address of the application server host for Oracle Banking Platform.
OBVAM Transaction Code	Specify the offset transaction code for OBVAM.
OBCFPM Port	Specify the port for the OBCFPM host system.
Duration of Active Programs in Days	Specify the duration of active programs in days.
IDCS OBDX Client Secret	Specify the secret code of the IDCS OBDX system.
TD Pool Code	Specify the pool code for TD account type. It is not mandatory to specify the parameter value for FCORE as the host system.
IPM Host Port	Specify the port number of the IPM host system. It is not mandatory to specify the parameter value for FCORE as the host system.
Anonymous Security Policy	Specify the security policy for anonymous user. It is not mandatory to specify the parameter value for FCORE as the host system.
IDCS Host IP	Specify the Host IP of the IDCS host system.
Live Experience Host IP	Specify the host IP address for the live experience system and available for edit.
OBSCF Port	Specify the port number for OBSCF and available for edit.
Application Server IP for Oracle Business Intelligence Publisher	Specify the application server IP of the Oracle Business Intelligence Publisher host system and available for edit.
OBVAM Transaction Code	Specify the transaction code for OBVAM and available for edit.
Number of Cheque Books enabled (Y/N)	Specify whether the number of cheque books flag is enabled or not.

Field Name	Description
OBVAM Transaction Default Currency	Specify the default currency for OBVAM transaction.
OAuth Port	Specify the port number for authorization.
Identification Types	Specify the identification type whether it is from local or remote. It is not mandatory to specify the parameter value for FCORE as the host system.
OBVAM User Id	Specify the user ID for OBVAM.
Deposit Installment Amount Limit	Specify the maximum limit for deposit installment amount.
OBCL Host IP	Specify the host IP address for OBCL.
OBLM IP	Specify the host IP address for the OBLM. It is not mandatory to specify the parameter value for FCORE as the host system.
FATCA Compliance check required (Y/ N)	Specify whether the FATCA compliance check is required or not.
Retail User Supported Auth Type	Specify the authorization type supported by the application for retail users.
Supported Auth Type for Login	Specify the authorization type supported by the application for logging in the application for the users.
UBS File Handoff Host IP	Specify the host IP address for UBS file handoff.
OBLM Maker ID	Specify the administrator maker ID for all the transaction of OBLM.
Administrator Supported Auth Type	Specify the authorization type supported by the application for administrator users.
OBVAM Source Code	Specify the bank source code maintained in OBVAM.
Fetch Guarantee Type from Host (Y/ N)	Specify whether the fetching of guarantee type from host is required or not.
OBVAM Port	Specify the port for the OBVAM host system. It is not mandatory to specify the parameter value for FCORE as the host system.

Field Name	Description
Application Server Port for Oracle Business Intelligence Publisher	Specify the port number for Oracle Business Intelligence Publisher host system.
OBVAM IP	Specify the Host IP of the OBVAM. It is not mandatory to specify the parameter value for FCORE as the host system.
MO Port	Specify the port number for MO.
IDCS Connection Scheme	Specify the IDCS connection scheme.
OBCLPM IP	Specify the host IP address for the OBCLPM. It is not mandatory to specify the parameter value for FCORE as the host system.
IPM Host IP Address	Specify the IP address of the IPM host system. It is not mandatory to specify the parameter value for FCORE as the host system.
Flag to enable SSL	Specify the flag to enable SSL.
OBCL Host Port	Specify the port set for OBCL.
Host WSDL Version	Specify the host WSDL version number.
OBCFPM IP	Specify the IP address for OBCFPM.
Date Default	Specify the default date for the system. It is not mandatory to specify the parameter value for FCORE as the host system.
Application Server Port for Oracle Banking Platform	Specify the address of the application server port for Oracle Banking Platform.
OAuth IP	Specify the IP address for authorization.
Limits Effective from Same Day (Y/N)	Specify whether the limits are effective from the same day or next day.
OBCLPM Port	Specify the port for the OBCLPM host system. It is not mandatory to specify the parameter value for FCORE as the host system.
Allow Multiple Goods (Y/N)	Specify whether multiple goods are allowed or not as part of trade finance transactions. It is not mandatory to specify the parameter value for FCORE as the host system.

Field Name	Description
Application Server for Oracle Flexcube Universal Banking	Specify the address of the application server host for Oracle Flexcube Universal Banking.
Supported Auth Type for Transactions	Specify the authorization type supported by the application for the transactions.
Host Server IP for Oracle Financial Lending and Leasing	Specify the host server IP for Oracle Financial Lending and Leasing host system.
OBSCF IP	Specify the IP address for OBSCF.
OBVAM Remitter Record Status	Specify the remitter record status for OBVAM.
Allow Touch Point Level Limit Definition (Y/N)	Specify whether the touch point level limit definition is allowed or not.
Handoff File Path for UBS	Specify the hand-off file path for UBS host system.
Oracle Live Experience Cloud User ID	Specify the User ID for Oracle cloud live experience system.
Open Term Deposit Threshold Amount	Specify the threshold amount for term deposit.
Host Server Port for Oracle FLEXCUBE Universal Banking	Specify the host server port for Oracle FLEXCUBE Universal Banking host system.
OBLM Port	Specify the port number for OBLM.
Virtual Account Management Qualified (Y/N)	Specify whether the host is qualified with virtual account management.
Oracle Live Experience Cloud Tenant ID	Specify the Cloud Tenant ID defined for Oracle Live Experience.
OBSCF token expiry time in seconds	Specify the token refresh time in seconds for the API calls for OBSCF.
Corporate User Supported Auth Type	Specify the authorization type supported by the application for corporate users.
Anonymous Security Key Name	Specify the security key name. It is not mandatory to specify the parameter value for FCORE as the host system.
UBS File Handoff Host Port	Specify the port number for UBS file handoff system.

Field Name	Description
OBVAM Branch Code	Specify the bank branch code maintained in OBVAM. It is not mandatory to specify the parameter value for FCORE as the host system.
Supported Soft Token	Specify the supported soft token type.
IPM Host username	Specify the IPM host user name.
OBVAM token expiry time in seconds	Specify the token refresh time in seconds for the API calls for OBVAM.
IPM Host password	Specify the password for the IPM host system. It is not mandatory to specify the parameter value for FCORE as the host system.
Duration of future start date in days	Specify the duration of future start date for programs.
ELCM Host IP	Specify the host IP address for ELCM.
Application Server Port for Oracle FLEXCUBE Universal Banking	Specify the application server port for Oracle FLEXCUBE Universal Banking.
Live Experience Host Port	Specify the port for the live experience host system.
ELCM Host Port	Specify the host port set for ELCM.
Handoff File Path for FCORE	Specify the hand-off file path for FCORE host system.
Currency Support In Approval Rules	Specify if currency as a parameter is supported in approval rules.
Deposit Cumulative Amount Limit	Specify the maximum limit to deposit the cumulative amount.
Host Server Port for Oracle Financial Lending and Leasing	Specify the host server port for Oracle Financial Lending and Leasing host system.
OBLM User ID	Specify the administrator user ID for all the transaction of OBLM.
OBLM App Id - Fetch Account Details	Specify the application ID to fetch details of all the OBLM accounts.
OBLM Branch Code	Specify the bank branch code maintained in OBLM.

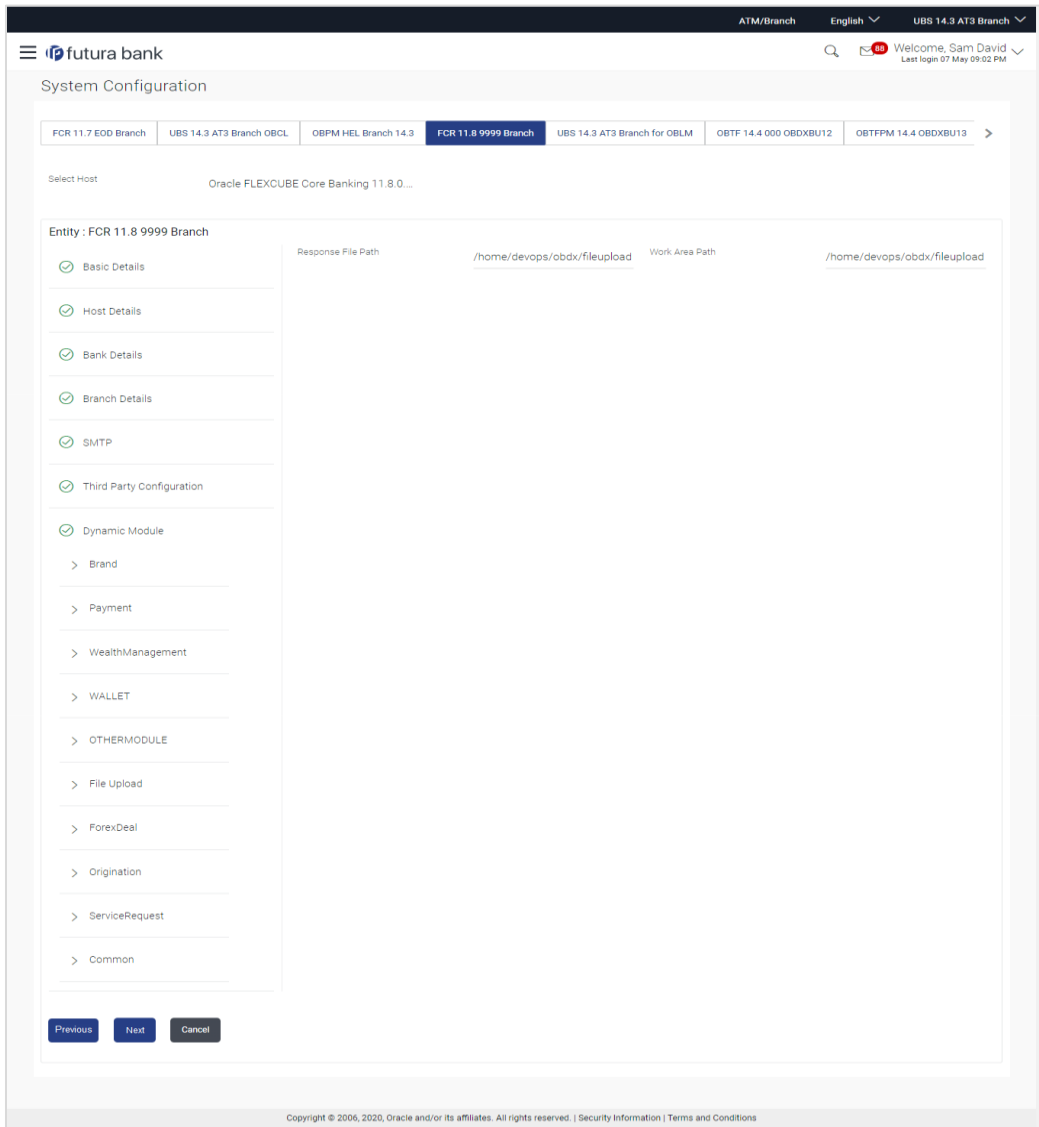
Field Name	Description
IDCS OBDX Client Id	Specify the IDCS OBDX client unique identification number.
OBLM Checker ID	Specify the administrator checker ID for all the transaction of OBLM.
MO IP	Specify the IP address for Mid Office applications (for common document upload and download service across the mid offices).
IDCS Host Port	Specify the port number of the IDCS host system.
Liquidity Management Qualified (Y/N)	Specify whether the transaction is qualified with liquidity management.
Supported Auth Type for Transactions	Specify the authorization type supported by the application for the transactions.

Note:

- 1) The fields appearing in the System Configuration – Dynamic Module – Other Module tab depends on the settings done at the back end and is dynamic in nature.
- 2) The fields related to OBLM, OBVAM, OBCLPM are not compatible with this host setup.

- Enter the relevant details in the Dynamic Module - Other Module tab.
- Click **Next**. The System Configuration – Dynamic Module – File Upload screen appears.
OR
Click **Previous** to go to the previous screen.
OR
Click **Cancel** to cancel the setup process.

System Configuration – Dynamic Module – File Upload



Field Description

Field Name	Description
Response File Path	Specify the response file path for bulk transactions.

Field Name	Description
Work Area Path	Specify the work area path for bulk transactions.

- In the Response File Path field, enter the path of the server where the response file will reside.
- In the Work Area Path field, enter the path on the server where the uploaded files will reside.
- Click **Next** to go to the next screen.
OR
Click **Previous** to go to the previous screen.
OR
Click **Cancel** to cancel the setup process.

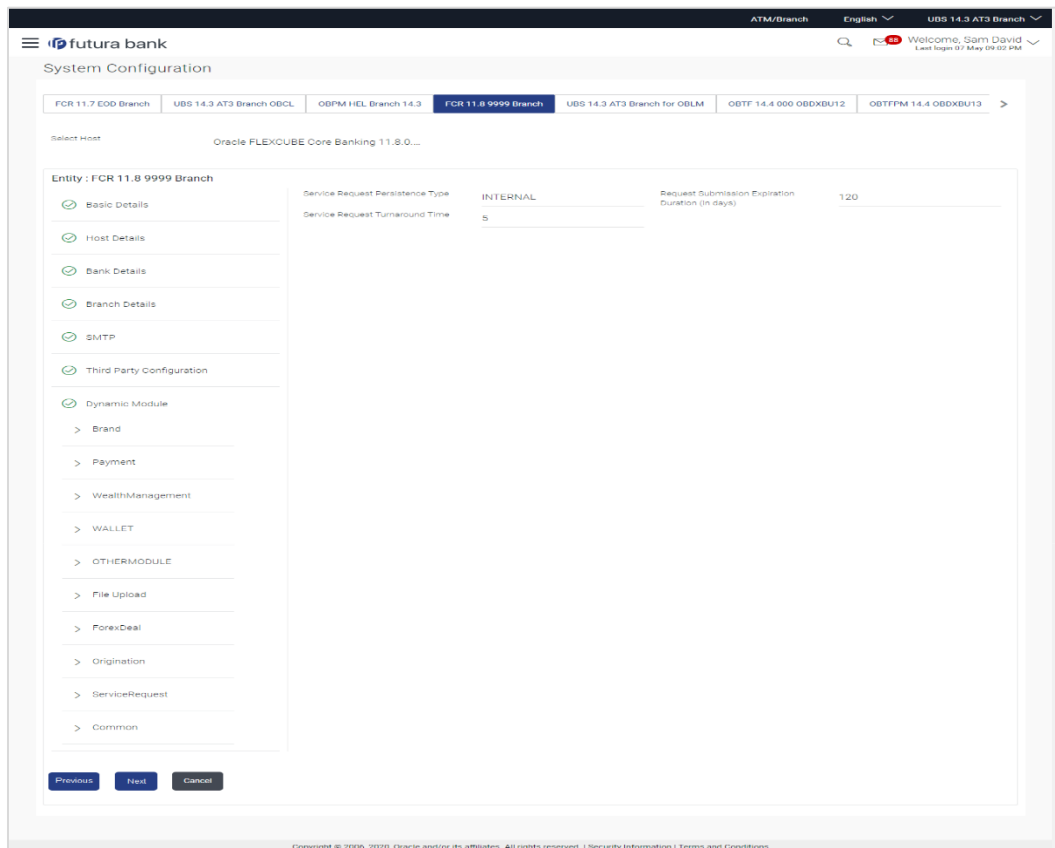
System Configuration – Dynamic Module – Forex Deal

This module is not supported with FCORE as the host system.

System Configuration – Dynamic Module – Origination

This module is not supported with FCORE as the host system.

System Configuration – Dynamic Module – Service Request



Field Description

Field Name	Description
Request Expiration duration (in days)	Specify the number of days post which the raised Service Request data will not be available for business user. For e.g. If this field is defined as 180 days, then the business user can view his raised service requests for last 180 days.
Service Request Persistent Type	This is to decide if the raised service request data has to be persisted locally in OBDX database or it has to be sent to a third party CRM system. The options available in this field are : <ul style="list-style-type: none"> • Internal – For persisting the data in OBDX • External – For persisting the data in third party system. <hr/> <p>Note: There is no out of the box integration available for a third party system for persisting the raised service request data.</p> <hr/>
Service Request Turnaround Time	Specify predefined processing time within which the administrator should take action on a raised Service Request. If the service request processing time has passed this turnaround time, then an exclamation flag starts appearing against the raised Service Request in Request processing screen. This flag helps administrator in understanding that these service requests have already passed the turnaround time and should be actioned at the earliest.

- In the **Request Expiration duration (in days)** field, specify the number of days post which the raised service request will not be available to business user.
- In the **Service Request Persistent Type** field, specify if persisted data needs to locally stored or to third party system.
- In the **Service Request Turnaround Time** field, specify the processing time within which administrator should take action on the request.
- Click **Next**. The System Configuration – Dynamic Module – Common screen appears.
OR
Click **Previous** to go to the previous screen.
OR
Click **Cancel** to cancel the setup process.

System Configuration – Dynamic Module - Common

The screenshot shows the Futura Bank System Configuration interface. At the top, there is a navigation bar with 'ATM/Branch', 'English', and 'UBS 14.3 AT3 Branch'. Below this is the Futura Bank logo and a user profile for 'Welcome, Sam David' with the last login time '07 May 09:02 PM'. The main heading is 'System Configuration'. A breadcrumb trail shows several branches, with 'FCR 11.8 9999 Branch' selected. Below the breadcrumb, it says 'Select Host Oracle FLEXCUBE Core Banking 11.8.0...'. The main content area is titled 'Entity : FCR 11.8 9999 Branch' and contains a sidebar with a list of configuration categories: Basic Details, Host Details, Bank Details, Branch Details, SMTP, Third Party Configuration, Dynamic Module, Brand, Payment, WealthManagement, WALLET, OTHERMODULE, File Upload, ForexDeal, Origination, ServiceRequest, and Common. The 'Dynamic Module' category is expanded, showing the 'Common' sub-section. At the bottom of the sidebar, there are 'Save', 'Previous', and 'Cancel' buttons. A 'Batch Redirection Host Port' field is visible in the main content area. At the very bottom of the page, there is a copyright notice: 'Copyright © 2006, 2020, Oracle and/or its affiliates. All rights reserved. | Security Information | Terms and Conditions'.

Field Description

Field Name	Description
Batch Redirection Host Port	<p data-bbox="716 331 1383 394">Displays the host port for batch redirection and is available for edit.</p> <hr/> <p data-bbox="716 422 1383 514">Note: It should be left blank except for IDCS where it should be OHS Host and Port, e.g. host: port (mum00c:2222).</p>

- In the Batch Redirection Host Port field, enter the host port number.
- Click **Save** to save the entered details.
OR
Click **Previous** to go to the previous screen.
OR
Click **Cancel** to cancel the transaction.
- The success message along with the reference number and status appears.
Click **OK** to complete the process.

5.1 System Configuration – View and Edit

Using this option the system administrator can view and edit the system configuration details that have already been created.

- The System Administrator logs in to the application using valid login credentials. The System Configuration screen along with details as setup for multi entity appears. If the setup is multi-entity enabled, then the system will display the entity details and the same can be edited.

System Configuration - Multi Entity

System Configuration

Does your setup has Multi Entity Yes No

Does your setup has data sharing Yes No

Entity Id	Entity Name	Time Zone	
OBDXBU3	FCR 11.7 EOD Branch	(GMT0:00) Africa/Abidjan	
OBDXBU4	UBS 14.3 AT3 Branch OBCL	(GMT+5:30) Asia/Calcutta	
OBDXBU6	OBPM HEL Branch 14.3	(GMT0:00) Africa/Abidjan	
OBDXBU9	FCR 11.8 9999 Branch	(GMT+5:30) Asia/Calcutta	
OBDXBU8	UBS 14.3 AT3 Branch for OBL	(GMT+5:30) Asia/Calcutta	
OBDXBU12	OBTF 14.4 000 OBDXBU12	(GMT+5:30) Asia/Calcutta	
OBDXBU13	OBTFPM 14.4 OBDXBU13	(GMT+5:30) Asia/Calcutta	
OBDXBU14	Third Party1	(GMT0:00) Africa/Abidjan	
OBDX_BU	UBS 14.3 AT3 Branch	(GMT+5:30) Asia/Calcutta	
OBDXBU10	UBS 14.4 HEL Branch	(GMT+5:30) Asia/Calcutta	
OBDXBU16	UBS 14.4 AT3 Branch	(GMT+5:30) Asia/Calcutta	
OBDXBU1	OBPM HEL Branch 14.2	(GMT+5:30) Asia/Calcutta	
OBDXBU11	UBS 14.3 AT3 OBDXBU11	(GMT+5:30) Asia/Calcutta	
OBDXBU2	Third Party	(GMT+5:30) Asia/Calcutta	
OBDXBU5	OBTFPM 14.3	(GMT+5:30) Asia/Calcutta	
OBDXBU15	RPM 14.4	(GMT0:00) Africa/Abidjan	

Copyright © 2006, 2020, Oracle and/or its affiliates. All rights reserved. | Security Information | Terms and Conditions

- Click against the respective entity to edit the details i.e. Entity Name and Time Zone.
- Click to save the entity details.
- Click **Continue**. The **System Configuration - Basic Details** screen with mapped entities appear.
- Select the entity for which you wish to edit the system configuration details.

System Configuration - Basic Details - View

System Configuration

Select Host Oracle FLEXCUBE Core Banking 11.8.0...

Entity : FCR 11.8 9999 Branch

Web Server Host	mum00boa.in.oracle.com	Web Server Port	18777
Application Server Host	mum00boa.in.oracle.com	Application Server Port	13003

Basic Details

Host Details

Bank Details

Branch Details

SMTP

Third Party Configuration

Dynamic Module

Edit Cancel

Copyright © 2006, 2020, Oracle and/or its affiliates. All rights reserved. | Security Information | Terms and Conditions

- Select the **Host System** for which you wish to view the system configuration details and edit as required.
- Click **Edit** to edit the Basic Details. The **System Configuration - Basic Details** screen appears in editable form.

System Configuration - Basic Details - Edit

System Configuration

Select Host Oracle FLEXCUBE Core Banking 11.8.0...

Entity : FCR 11.8 9999 Branch

Web Server Host	mum00boa.in.oracle.com	Web Server Port	18777
Application Server Host	mum00boa.in.oracle.com	Application Server Port	13003

Basic Details

Host Details

Bank Details

Branch Details

SMTP

Third Party Configuration

Dynamic Module

Save Cancel

Copyright © 2006, 2020, Oracle and/or its affiliates. All rights reserved. | Security Information | Terms and Conditions

Field Description

Field Name	Description
Web Server Host	Displays the web server host details and available for edit.
Web Server Port	Displays the port of the web server and available for edit.
Application Server Host	Displays the application server host details and available for edit.
Application Server Port	Displays the port of the application server and available for edit.

- In the **Web Server Host** field, edit the address of the web server if required.
- In the **Web Server Port** field, edit the port number of the web server if required.
- In the **Application Server Host** field, edit the host name of the application server if required.
- In the Application Server Port field, edit the port number of the application server port if required.
- Click **Save** to save the changes.
OR
Click **Cancel** to cancel the transaction.
- The **System Configuration - Basic Details - Review** screen appears. Verify the details, and click **Confirm**.
OR
Click **Cancel** to cancel the transaction.
OR
Click the Host Details, Bank Details, Branch Details, SMTP or Dynamic Module tabs to view and edit the respective details if required.
- The screen with success message along with the reference number and status appears. Click **OK** to complete the transaction.

5.1.1 System Configuration - Host Details - View and Edit

Using this option, System Administrator can view the maintained host details and also edit the required details.

To view and edit the host details:

- Click on **System Configuration** option on the dashboard and navigate to the host details tab. The default option is 'View'

Host Details - View

The screenshot shows the 'System Configuration - Host Details - View' screen. The breadcrumb trail is 'System Configuration > FCR 11.7 EOD Branch > UBS 14.3 AT3 Branch OBCL > OBPM HEL Branch 14.3 > **FCR 11.8 9999 Branch** > UBS 14.3 AT3 Branch for OBLM > OBTf 14.4 000 OBdXBu12 > OBTfPM 14.4 OBdXBu13'. The selected host is 'Oracle FLEXCUBE Core Banking 11.8.0...'. The entity is 'FCR 11.8 9999 Branch'. The table below shows the following details:

Host Name	FCORE	Host Version	11.8
Gateway IP	10.40.80.66	Port	9234
Channel	IB		

The sidebar on the left contains the following categories, all with checkmarks:

- Basic Details
- Host Details
- Bank Details
- Branch Details
- SMTP
- Third Party Configuration
- Dynamic Module

At the bottom of the main content area, there are 'Edit' and 'Cancel' buttons.

- Click **Edit** to edit the Host Details. The **System Configuration - Host Details** screen appears in editable form.
OR
Click **Cancel** to cancel the transaction.

Host Details – Edit

The screenshot shows the 'Host Details – Edit' page in the Oracle Futura Bank system configuration. The page title is 'System Configuration' and the breadcrumb trail is 'FCR 11.7 EOD Branch > UBS 14.3 AT3 Branch OBCL > OBPM HEL Branch 14.3 > **FCR 11.8 9999 Branch** > UBS 14.3 AT3 Branch for OBLM > OBTf 14.4 000 OBDXBUT2 > OBTFFPM 14.4 OBDXBU13 >'. The 'Entity' is 'FCR 11.8 9999 Branch'. The sidebar on the left contains the following items: Basic Details (checked), Host Details (checked), Bank Details (checked), Branch Details (checked), SMTP (checked), Third Party Configuration (checked), and Dynamic Module (checked). The main form fields are: Host Name (FCORE), Host Version (11.8), Gateway IP (10.40.80.66), Port (9234), Channel (IB), and a 'Check Host Availability' button. At the bottom, there are 'Save' and 'Cancel' buttons. The footer contains the copyright notice: 'Copyright © 2006, 2020, Oracle and/or its affiliates. All rights reserved. | Security Information | Terms and Conditions'.

Field Description

Field Name	Description
Host Name	Displays the host name defined for the channel banking platform.
Host Version	Displays the host version defined for the channel platform and available for edit. The user can select the version from the list.
Gateway IP	Displays the Gateway IP of the selected host system and available for edit.
Port	Displays the port number of the host system and available for edit.
Channel	Displays the channel to access the application.
Check Host Availability	Click to check the Host availability for the new details entered.

- From the **Host Version** list, select the version of the host, if required.
- In the **Gateway IP** field, edit the gateway IP address of the host.
- In the **Port** field, edit the port number of the server.

- In the **Channel** field, edit the channel to access the application.
- Click the **Check Host Availability** link to check the host availability. The message of successful testing appears.
- Click **Save** to save the changes.
OR
Click **Cancel** to cancel the transaction.
- The **System Configuration - Host Details - Review** screen appears. Verify the details, and click Confirm.
OR
Click **Cancel** to cancel the transaction.
OR
Click the Basic Details, Bank Details, Branch Details, SMTP or Dynamic Module tabs to view and edit the respective details if required.
- The screen with success message along with the reference number and status appears. Click **OK** to complete the transaction.

5.1.2 System Configuration - Bank Details - View and Edit

Using this option System Administrator maintains the bank details. These details once defined can be viewed and edited using this transaction.

To view and edit the bank details:

- Click on **System Configuration** option on the dashboard and navigate to the bank details tab. The default option is **'View'**.

Bank Details - View

The screenshot displays the Oracle Futura Bank System Configuration interface. The top navigation bar includes 'ATM/Branch', 'English', and 'UBS 14.3 AT3 Branch'. The user is logged in as 'Welcome, Sam David' with a last login time of '07 May 09:02 PM'. The main content area is titled 'System Configuration' and shows a list of branches with 'FCR 11.8 9999 Branch' selected. Below this, the 'Select Host' field is set to 'Oracle FLEXCUBE Core Banking 11.8.0...'. The 'Entity : FCR 11.8 9999 Branch' is shown with a sidebar of tabs: Basic Details (selected), Host Details, Bank Details, Branch Details, SMTP, Third Party Configuration, and Dynamic Module. The main details area shows the following information:

Bank Code	010	Bank Group Code	ZIGGRP
Bank Name	Zig Bank	Bank Short Name	Zig
Address Line 1	Nirlon Compound	Address Line 2	Near Hub Mall
Address Line 3	Goregoan East, Mumbai	Country	IN
Zip Code	400063	Allowed Account Types	<input checked="" type="checkbox"/> Conventional <input checked="" type="checkbox"/> Islamic
Bank Currency	INR		<input checked="" type="checkbox"/> Recurring Deposit

At the bottom of the details area, there are 'Edit' and 'Cancel' buttons. The footer contains the copyright notice: 'Copyright © 2006, 2020, Oracle and/or its affiliates. All rights reserved. | Security Information | Terms and Conditions'.

- Click **Edit** to edit the Bank Details. The **System Configuration - Bank Details** screen appears in editable form.

Bank Details - Edit

Field Description

Field Name	Description
Bank Code	Displays the bank code as defined and available for edit.
Bank Group Code	Displays the bank group code as defined and available for edit.
Bank Name	Displays the name of the bank as defined and available for edit.
Bank Short Name	Displays the short name of the bank as defined and available for edit.
Address - Line 1 - 3	Displays the address of the bank as defined and available for edit.
Country	Displays the country of the bank and available for edit.
ZIP Code	Displays the ZIP code of the bank.

Field Name	Description
Allowed Account Types	<p>Displays the allowed account types as defined and available for edit.</p> <p>The options are:</p> <ul style="list-style-type: none"> • Conventional • Islamic • Recurring Deposit <hr/> <p>Note: Islamic account type is not supported for FCORE as the host system.</p>

Bank Currency	<p>Displays the applicable bank currency and available for edit.</p> <hr/> <ul style="list-style-type: none"> • In the Bank Code field, edit the code of the bank. • In the Bank Group Code field, edit the group code of the bank. • In the Bank Name field, edit the name of the bank. • In the Bank Short Name field, edit the short name of the bank. • In the Address Line 1 - 3 field, edit the address of the bank if required. • From the Country list, edit the country of the bank if required. • In the City and ZIP Code field, edit the city/ zip code of the bank if required. • From the Bank Currency list, edit the currency of the bank if required. • Select/ de-select the Allowed Account Types check box, to edit the selection, if required. • Click Save to save the changes. OR Click Cancel to cancel the transaction. • The System Configuration - Bank Details - Review screen appears. Verify the details, and click Confirm. OR Click Cancel to cancel the transaction. OR Click the Basic Details, Host Details, Branch Details, SMTP or Dynamic Module tabs to view and edit the respective details. • The screen with success message along with the reference number and status appears. Click OK to complete the transaction.
----------------------	---

5.1.3 System Configuration - Branch Details - View and Edit

Using this option System Administrator maintains the branch details. These details once defined can be viewed and edited using this transaction.

To view and edit the branch details:

- Click on **System Configuration** option on the dashboard and navigate to the branch details tab. The default option is '**View**'.

Branch Details – View

The screenshot displays the 'System Configuration' interface for 'futura bank'. The user is logged in as 'Sam David' with the last login on 07 May 09:02 PM. The current view is for the 'FCR 11.8 9999 Branch'. The interface includes a sidebar with navigation options: Basic Details, Host Details, Bank Details, Branch Details, SMTP, Third Party Configuration, and Dynamic Module. The main content area shows the following details for the selected entity:

Bank Code	010	Branch Code	9999
Home Branch	9999	Local Currency	INR
Calculation Currency	INR	Region	INDIA

At the bottom of the configuration area, there are 'Edit' and 'Cancel' buttons.

- Click **Edit** to edit the Branch Details. The **System Configuration - Branch Details** screen appears in editable form.

Branch Details - Edit

The screenshot shows the 'System Configuration' page for 'futura bank'. The user is logged in as 'Sam David' and is editing the 'FCR 11.8 9999 Branch'. The interface includes a navigation menu with various branch configurations, a 'Select Host' dropdown set to 'Oracle FLEXCUBE Core Banking 11.8.0...', and a form for 'Entity : FCR 11.8 9999 Branch'. The form has a sidebar with sections: Basic Details, Host Details, Bank Details, Branch Details, SMTP, Third Party Configuration, and Dynamic Module. The 'Branch Details' section is active, showing fields for Bank Code (010), Branch Code (9999), Home Branch (9999), Calculation Currency (Indian Rupee), Local Currency (Indian Rupee), and Region (INDIA). 'Save' and 'Cancel' buttons are at the bottom.

Field Description

Field Name	Description
Bank Code	Displays the unique code of the bank as defined.
Branch Code	Displays the bank branch code as defined and available for edit.
Home Branch	Displays the home branch code as defined and available for edit.
Local Currency	Displays the local currency as defined and available for edit.
Calculation Currency	Displays the calculation currency as defined and available for edit.

Field Name	Description
Region	<p>Displays the region of bank payments as defined and available for edit.</p> <p>The options are:</p> <ul style="list-style-type: none"> • India • UK • SEPA <hr/> <p>Note: With FCORE as host system, only India region is currently supported.</p>

- In the **Bank Code** field, edit the code of the bank.
- In the **Branch Code** field, edit the branch code of the bank.
- In the **Home Branch** field, edit the name of the home branch of the bank.
- From the **Local Currency** list, select the local currency of the bank branch.
- From the **Calculation Currency** list, select the calculation currency of the bank branch.
- From the **Region** list, select the appropriate region.
- Click **Save** to save the changes.
OR
Click **Cancel** to cancel the transaction.
- The **System Configuration - Branch Details - Review** screen appears. Verify the details, and click Confirm.
OR
Click **Cancel** to cancel the transaction.
OR
Click the Basic Details, Host Details, Bank Details, SMTP or Dynamic Module tabs to view and edit the respective details if required.
- The screen with success message along with the reference number and status appears. Click **OK** to complete the transaction.

5.1.4 **System Configuration – SMTP – View and Edit**

Using this option, the system administrator maintains the SMTP configurations. These details once defined can be viewed and edited using this transaction.

To view and edit the SMTP details:

- Click on **System Configuration** option on the dashboard and navigate to the SMTP tab. The default option is '**View**'.

System Configuration – SMTP – View

ATM/Branch English UBS 14.3 AT3 Branch

futura bank Welcome, Sam David Last login 07 May 09:02 PM

System Configuration

FCR 11.7 EOD Branch > UBS 14.3 AT3 Branch OBCL > OBPM HEL Branch 14.3 > **FCR 11.8 9999 Branch** > UBS 14.3 AT3 Branch for OBLM > OBTF 14.4 000 OBDXBU12 > OBTFPM 14.4 OBDXBU13 >

Select Host Oracle FLEXCUBE Core Banking 11.8.0...

Entity : FCR 11.8 9999 Branch

Basic Details	Server Name	internal-mail-router.oracle.com
Host Details	Port	25
Bank Details	Sender Email Address	OBPAlerT,EMARALD_ME@oracle.com
Branch Details	Recipient Email Address	
SMTP	Authentication Required :	<input type="checkbox"/>
Third Party Configuration	Username	
Dynamic Module	Password	

Edit Cancel

Copyright © 2006, 2020, Oracle and/or its affiliates. All rights reserved. | Security Information | Terms and Conditions

- Click **Edit** to edit the dynamic module SMTP details. The **System Configuration – SMTP** screen appears in editable form.

System Configuration – SMTP Edit

Field Description

Field Name	Description
Server Name	Displays the name of the server and available for edit.
Port	Displays the port number and available for edit.
Sender Email Address	Displays the sender email address and available for edit
Recipient Email Address	Displays the recipient email address and available for edit
Authentication Required	Select the check box, if authentication is required.
Username	Edit the user name, if required.
Password	Edit the password if required.

- In the **Server Name** field, edit the name of the mail server if required.
- In the **Port** field, edit the port number if required.
- In the **Sender Email Address**, edit the email address of the sender if required.

- In the **Recipient Email Address**, edit the email address of the recipient if required.
- In the **Username**, edit the user name if required.
- In the **Password** field, edit the password if required.
- Click **Save** to save the changes.
OR
Click **Cancel** to cancel the transaction.
- The **System Configuration – SMTP - Review** screen appears. Verify the details, and click Confirm.
OR
Click **Cancel** to cancel the transaction.
OR
Click the Basic Details, Host Details, Bank Details, Branch Details, or Dynamic Module tabs to view and edit the respective details if required.
- The screen with success message along with the reference number and status appears.
Click **OK** to complete the transaction.

5.1.5 System Configuration – Third Party Configuration – View and Edit

Using this option, system administrator can edit the third party configurations details.

To view and edit the third party configuration details:

- Click on **System Configuration** option on the dashboard and navigate to the Third Party Configurations tab. The default option is '**View**'.

System Configuration –Third Party Configuration – View

The screenshot displays the 'System Configuration' page for 'futura bank'. The user is logged in as 'Sam David' (Welcome, Sam David) with a last login of '07 May 09:02 PM'. The page shows a navigation bar with 'ATM/Branch', 'English', and 'UBS 14.3 AT3 Branch'. Below the navigation bar, there are several tabs for different branches, with 'FCR 11.8 9999 Branch' selected. The main content area shows 'Select Host' as 'Oracle FLEXCUBE Core Banking 11.8.0...'. The 'Entity' is 'FCR 11.8 9999 Branch'. On the left, there is a list of configuration tabs: Basic Details, Host Details, Bank Details, Branch Details, SMTP, Third Party Configuration (selected), and Dynamic Module. The 'Third Party Configuration' tab is active, showing 'Receiver Queue Connection Factory' and 'ExtSystemReceiverQCF'. At the bottom, there are 'Edit' and 'Cancel' buttons. The footer contains copyright information: 'Copyright © 2006, 2020, Oracle and/or its affiliates. All rights reserved. | Security Information | Terms and Conditions'.

- Click **Edit** to edit the Third Party Configuration. The **System Configuration –Third Party Configuration** screen appears in editable form.

System Configuration –Third Party Configurations – Edit

Field Description

Field Name	Description
Receiver Queue Connection Factory	Displays the JNDI name of the receiver connection factory which is created inside Receiver JMS module and available for edit.
Receiver Queue	Displays the JNDI name of the receiver queue (destination used for receiving the message from external host) created in the receiver JMS module and available for edit.
Sender Queue Connection Factory	Displays the JNDI name of the sender connection factory, which is created inside Sender JMS module and available for edit
Sender Queue	Displays the JNDI name of the sender queue created in the Sender JMS module and available for edit.

- In the **Receiver Queue Connection Factory** field, edit the value if required.
- In the **Receiver Queue** field, edit the value if required.

- In the **Sender Queue Connection Factory** field, edit the value if required.
- In the **Sender Queue** field, edit the value if required.
- Click **Save** to save the changes.
OR
Click **Cancel** to cancel the transaction.
- The **System Configuration - Third Party Configuration - Review** screen appears.
Verify the details, and click Confirm.
OR
Click **Cancel** to cancel the transaction.
OR
Click the Basic Details, Bank Details, Host Details, Bank Details, Branch Details, SMTP, Third Party Configurations or Dynamic Modules tabs to view and edit the respective details.
- The screen with success message along with the reference number and status appears.
Click **OK** to complete the transaction.

5.1.6 System Configuration – Dynamic Module

The dynamic modules corresponding to the selected host, which is required to run the application are defined and configured by system administrator.

The modules are included depending on the type of host selected.

Following modules are configured:

- Brand
- Payments
- Wealth Management
- Wallet
- Other Module
- File Upload
- Forex Deal (Not applicable to FCORE)
- Origination (Not applicable to FCORE)
- Service Request
- Common

5.1.7 System Configuration – Dynamic Module – Brand View and Edit

Using this option, the system administrator maintains the Brand module configurations. These configurations once defined can be viewed and edited.

To view and edit the Brand module details:

- Click on **System Configuration** option on the dashboard and navigate to the dynamic module – Brand tab. The default option is '**View**'.

System Configuration – Dynamic Module – Brand View

The screenshot displays the Oracle System Configuration interface for the 'futura bank'. The top navigation bar includes 'ATM/Branch', 'English', and 'UBS 14.3 AT3 Branch'. The user is logged in as 'Sam David' with the last login on 07 May 09:02 PM.

The main content area is titled 'System Configuration' and shows a list of branches. The selected branch is 'FCR 11.8 9999 Branch'. Below this, the 'Select Host' is 'Oracle FLEXCUBE Core Banking 11.8.0...'. The 'Entity' is 'FCR 11.8 9999 Branch'.

The 'Content Server URL' is 'http://ofss310655:8003/digx/v1'. A sidebar on the left lists various configuration modules, with 'Dynamic Module' expanded to show 'Brand' selected. Other modules include Basic Details, Host Details, Bank Details, Branch Details, SMTP, Third Party Configuration, Payment, WealthManagement, WALLET, OTHERMODULE, File Upload, ForexDeal, Origination, ServiceRequest, and Common.

At the bottom of the configuration area, there are 'Edit' and 'Cancel' buttons. The footer contains the copyright notice: 'Copyright © 2006, 2020, Oracle and/or its affiliates. All rights reserved. | Security Information | Terms and Conditions'.

- Click **Edit** to edit the **Dynamic Module – Brand**. The **System Configuration - Dynamic Module – Brand** screen appears in editable form.

System Configuration – Dynamic Module – Brand Edit

The screenshot shows the 'System Configuration' interface for 'futura bank'. At the top, there is a navigation bar with 'ATM/Branch', 'English', and 'UBS 14.3 AT3 Branch'. Below this, the user is logged in as 'Welcome, Sam David' with a last login time of '07 May 09:02 PM'. The main content area is titled 'System Configuration' and displays a list of branches. The 'FCR 11.8 9999 Branch' is selected and highlighted. Below the branch list, the host is identified as 'Oracle FLEXCUBE Core Banking 11.8.0...'. The 'Entity' is 'FCR 11.8 9999 Branch'. On the left, a sidebar menu lists various configuration categories, with 'Dynamic Module' expanded to show 'Brand', 'Payment', 'WealthManagement', 'WALLET', 'OTHERMODULE', 'File Upload', 'ForexDeal', 'Origination', 'ServiceRequest', and 'Common'. The 'Brand' sub-section is active, showing 'Content Server URL' and 'Content Publisher URL' both set to 'http://ofss310655:8003/digx/v1'. At the bottom left, there are 'Save' and 'Cancel' buttons. The footer contains copyright information: 'Copyright © 2006, 2020, Oracle and/or its affiliates. All rights reserved. | Security Information | Terms and Conditions'.

Field Description

Field Name	Description
Content Server URL	Edit the URL as defined for content server.
Content Publisher URL	Edit the URL as defined for publishing the content.

- In the **Content Server URL** field, edit the web address if required.
- In the **Content Publisher URL** field, edit the URL defined for content publishing.
- Click **Save** to save the changes.
OR
Click **Cancel** to cancel the transaction.
- The **System Configuration - Dynamic Module – Brand - Review** screen appears. Verify the details, and click Confirm.
OR
Click **Cancel** to cancel the transaction.
OR
Click the Basic Details, Host Details, Bank Details, Branch Details, SMTP or Dynamic Module tabs to view and edit the respective details if required.
- The screen with success message along with the reference number and status appears. Click **OK** to complete the transaction.

5.1.8 System Configuration – Dynamic Module - Payments – View and Edit

Using this option, system administrator can edit the payment module details.

To view and edit the Dynamic Module - Payments details:

- Click on **System Configuration** option on the dashboard and navigate to the dynamic module – Payments tab. The default option is '**View**'.
- Parameters/properties for OBPM, International Payments, SEPA, Forex are not supported with FCORE as the host system.

System Configuration - Dynamic Module – Payments - View

ATM/Branch English UBS 14.3 AT3 Branch

Q
Welcome, Sam David
Last login 07 May 09:02 PM

System Configuration

FCR 11.7 EOD Branch
UBS 14.3 AT3 Branch OBCL
OBPM HEL Branch 14.3
FCR 11.8 9999 Branch
UBS 14.3 AT3 Branch for OBCL
OBTF 14.4 000 OBDBXU12
OBTFPM 14.4 OBDBXU13
>

Select Host Oracle FLEXCUBE Core Banking 11.8.0...

Entity : FCR 11.8 9999 Branch

- Basic Details
- Host Details
- Bank Details
- Branch Details
- SMTP
- Third Party Configuration
- Dynamic Module
 - > Brand
 - > Payment
 - > WealthManagement
 - > WALLET
 - > OTHERMODULE

Self Fund Transfer (Code)	BKOP	International Fund Transfer (Code)	FTOC
OBPM SEPA Credit Fund Transfer Network Code	STEP2	Enable payee edit in hours after payee creation or modification	48
OBPM Draft Cancellation Payment Mode	C	Peer to Peer External Payment (Code)	P2PF
Domestic Fund Transfer - RTGS (Category)	OUPA	SEPA Credit Payment - SI (Code)	SOPC
Peer to Peer Internal Payment (Category)	PFOU	GLAccountNumber	
Peer to Peer Internal Payment (Code)	PBKT	OBPM User Id	FCATOP
OBPM Host IP Address	10.184.165.74	Corporate Service charges enabled (Y/N)	Y
OBPM Host code	SWITZ	Self Fund Transfer With Forex Deal (Code)	BKOF
OBPM Domestic Fund Transfer Code for Network 2	TARGET2	P2PRETRYCOUNT	3
OBPM Host Port Number	9010	OBPM Payment Transaction Type Outward	0
OBPM Domestic India Fund Transfer Payment Method	TRA	OBPM International Fund Transfer Network Code	SWIFT
External Payment Redirection URL	http://mum00boa:18777/home	Max. Invalid Attempts - Security PIN	5
Domestic Fund Transfer (Category)	OUPA	Claim Money Link Expiry(days)	3
Process payment to next working day enabled (Y/N)	Y	International Draft (Code)	MCKP
External Fund Transfer	BKOP	Self Fund Transfer - SI (Category)	OUPA
Domestic Fund Transfer - RTGS - SI (Code)	OPFD	SEPA Direct Debit Payments - SI (Category)	COCC
OBPM Domestic Draft Instrument Code	DEMANDFT	Max Multiple Bill Payment Limit for Corporate Users	5
OBPM Internal Fund Transfer Network Code	BOOK	Enable Upcoming Payment Check (Y/N)	N
Retail Service charges enabled (Y/N)	Y	Claim Payment URL	http://mumaa012.in.oracle.com

> File Upload	OBPM International Draft Instrument Code	MNGRCHQ	UPI Request Money Max. Expiry Period (in days)	30
> ForexDeal	Domestic Fund Transfer - NEFT (Code)	OPFC	OBPM Payment Transaction Type Inward	I
> Origination	OBPM WS Version Number	141	Self Fund Transfer - SI (Code)	BKOP
> ServiceRequest	Peer to Peer Payment (Code)	PBPO	Domestic Fund Transfer - RTGS - SI (Category)	OUPA
> Common	Internal Fund Transfer - SI (Category)	OUPA	International Fund Transfer With Forex Deal (Code)	FTOC
	Number Of Days To Check Upcoming Payment	5	SEPA Direct Debit Payments (Code)	SOUC
	OBPM Domestic India Fund Transfer Clearing System Id Code	INFSC	Domestic Fund Transfer - SI - NEFT (Code)	OPFC
	Internal Fund Transfer With Forex Deal (Code)	BKOF	Internal Transfer With Forex Deal (Category)	OPFX
	Max Multiple Transfer Limit for Retail Users	5	Max Multiple Transfer Limit for Corporate Users	5
	OBCL WS Version Number	141	Payee Photo - Corporate (Y/N)	Y
	SEPA Credit Payment - SI (Category)	OUPA	Self Fund Transfer With Forex Deal (Category)	OPFX
	Internal Fund Transfer - SI (Code)	BKOP	OBPM International Draft Payment Type	I
	OBPM Domestic Draft Network Code	INS_ISSUE	Internal Fund Transfer (Code)	BKOP
	OBPM Domestic Draft Payment Type	I	OBPM Home Branch Code	AT4
	OBPM International Draft Network Code	INS_ISSUE	Bill Payment (Code)	BPAT
	External Fund Transfer (Category)	OUPA	Domestic Fund Transfer (Code)	OPEX
	SEPA Direct Debit Payments - SI (Category)	COCC	SEPA Direct Debit Payments - SI (Code)	SOUC
	Multi-currency Support (Y/N)	Y	Network suggestion (Y/N)	Y
	OBPM Domestic India Save Template?	N	OBPM Self Fund Transfer Network Code	BOOK
	SEPA Credit Payment (Category)	COPC	Internal Fund Transfer (Category)	OUPA
	Domestic Fund Transfer - RTGS (Code)	OPFD	Bill Payment (Category)	FOOK
	OBPM Domestic India Prefunded Payments?	N	Self Fund Transfer (Category)	OUPA
	Peer to Peer Payment (Category)	POUP	Payee Photo - Retail (Y/N)	Y
	OBPM Source Code	FCAT	OBPM SEPA Direct Debit Network Code	SDCO
	Domestic Fund Transfer - SI - NEFT (Category)	OUPA	Max. No. of Split Bill Contributors	10
	SEPA Credit Payment (Code)	OOPC	OBPM Source code	INTERNETBANKING
	Max Multiple Bill Payment Limit for Retail Users	5	Peer to Peer External Payment (Category)	PFOU
	OBPM Domestic Fund Transfer Code for Network 1	TARGET2	Domestic Fund Transfer - NEFT (Category)	OUPA
	OBPM Instructed Currency Indicator	T		

Edit Cancel

Copyright © 2006, 2020, Oracle and/or its affiliates. All rights reserved. | Security Information | Terms and Conditions

- Click Edit to edit the **Dynamic Module – Payments**. The **System Configuration - Dynamic Module – Payments** screen appears in editable form.

System Configuration – Dynamic Module - Payments - Edit

ATM/Branch English UBS 14.3 AT3 Branch

Q
Welcome, Sam David
Last login 07 May 09:02 PM

System Configuration

FCR 11.7 EOD Branch
UBS 14.3 AT3 Branch OBCL
OBPM HEL Branch 14.3
FCR 11.8 9999 Branch
UBS 14.3 AT3 Branch for OBLM
OBTf 14.4 000 OBDBXU12
OBTFFM 14.4 OBDBXU13

Select Host Oracle FLEXCUBE Core Banking 11.8.0...

Entity : FCR 11.8 9999 Branch

- Basic Details
- Host Details
- Bank Details
- Branch Details
- SMTP
- Third Party Configuration
- Dynamic Module
 - > Brand
 - > Payment
 - > WealthManagement
 - > WALLET
 - > OTHERMODULE
 - > File Upload

Self Fund Transfer (Code) OBPM SEPA Credit Fund Transfer Network Code OBPM Draft Cancellation Payment Mode Domestic Fund Transfer - RTGS (Category) Peer to Peer Internal Payment (Category) Peer to Peer Internal Payment (Code) OBPM Host IP Address OBPM Host code OBPM Domestic Fund Transfer Code for Network 2 OBPM Host Port Number OBPM Domestic India Fund Transfer Payment Method External Payment Redirection URL Domestic Fund Transfer (Category) Process payment to next working day enabled (Y/N) External Fund Transfer Domestic Fund Transfer - RTGS - SI (Code) OBPM Domestic Draft Instrument Code OBPM Internal Fund Transfer Network Code Retail Service charges enabled (Y/N) OBPM International Draft Instrument Code Domestic Fund Transfer - NEFT (Code)	BKOP STEP2 C OUPA PFOU PBKT 10.184.155.74 SWITZ TARGET2 9010 TRA http://mum00boa:18777/home. OUPA Y BKOP OPFD DEMANDFT BOOK Y MNGRCHQ OPFC	International Fund Transfer (Code) Enable payee edit in hours after payee creation or modification Peer to Peer External Payment (Code) SEPA Credit Payment - SI (Code) GLAccountNumber OBPM User Id Corporate Service charges enabled (Y/N) Self Fund Transfer With Forex Deal (Code) P2PRETRYCOUNT OBPM Payment Transaction Type Outward OBPM International Fund Transfer Network Code Max. Invalid Attempts - Security PIN Claim Money Link Expiry(days) International Draft (Code) Self Fund Transfer - SI (Category) SEPA Direct Debit Payments - SI (Category) Max Multiple Bill Payment Limit for Corporate Users Enable Upcoming Payment Check (Y/N) Claim Payment URL UPI Request Money Max. Expiry Period (in days) OBPM Payment Transaction Type Inward	FTCC 48 P2PF SQPC FCATOP Y BKOF 3 0 SWIFT 5 3 MCKP OUPA COCC 5 N http://mumaa012.in.oracle.com 30 I
---	--	--	--

> ForexDeal	OBPM WS Version Number	141	Self Fund Transfer - SI (Code)	BKOP
> Origination	Peer to Peer Payment (Code)	PBPO	Domestic Fund Transfer - RTGS - SI (Category)	OUPA
> ServiceRequest	Internal Fund Transfer - SI (Category)	OUPA	International Fund Transfer With Forex Deal (Code)	FTOC
> Common	Number Of Days To Check Upcoming Payment	5	SEPA Direct Debit Payments (Code)	SOUC
	OBPM Domestic India Fund Transfer Clearing System Id Code	INFSC	Domestic Fund Transfer - SI - NEFT (Code)	OPFC
	Internal Fund Transfer With Forex Deal (Code)	BKOF	Internal Transfer With Forex Deal (Category)	OPFX
	Max Multiple Transfer Limit for Retail Users	5	Max Multiple Transfer Limit for Corporate Users	5
	OBCL WS Version Number	141	Payee Photo - Corporate (Y/N)	Y
	SEPA Credit Payment - SI (Category)	OUPA	Self Fund Transfer With Forex Deal (Category)	OPFX
	Internal Fund Transfer - SI (Code)	BKOP	OBPM International Draft Payment Type	I
	OBPM Domestic Draft Network Code	INS_JSSUE	Internal Fund Transfer (Code)	BKOP
	OBPM Domestic Draft Payment Type	I	OBPM Home Branch Code	AT4
	OBPM International Draft Network Code	INS_JSSUE	Bill Payment (Code)	BPAT
	External Fund Transfer (Category)	OUPA	Domestic Fund Transfer (Code)	OPEX
	SEPA Direct Debit Payments - SI (Category)	COCC	SEPA Direct Debit Payments - SI (Code)	SOUC
	Multi-currency Support (Y/N)	Y	Network suggestion (Y/N)	Y
	OBPM Domestic India Save Template?	N	OBPM Self Fund Transfer Network Code	BOOK
	SEPA Credit Payment (Category)	COPC	Internal Fund Transfer (Category)	OUPA
	Domestic Fund Transfer - RTGS (Code)	OPFD	Bill Payment (Category)	FCOK
	OBPM Domestic India Prefunded Payments?	N	Self Fund Transfer (Category)	OUPA
	Peer to Peer Payment (Category)	POUP	Payee Photo - Retail (Y/N)	Y
	OBPM Source Code	FCAT	OBPM SEPA Direct Debit Network Code	SDCO
	Domestic Fund Transfer - SI - NEFT (Category)	OUPA	Max. No. of Split Bill Contributors	10
	SEPA Credit Payment (Code)	OOPC	OBPM Source code	INTERNETBANKING
	Max Multiple Bill Payment Limit for Retail Users	5	Peer to Peer External Payment (Category)	PFOU
	OBPM Domestic Fund Transfer Code for Network 1	TARGET2	Domestic Fund Transfer - NEFT (Category)	OUPA
	OBPM Instructed Currency Indicator	T		

Save Cancel

Copyright © 2006, 2020, Oracle and/or its affiliates. All rights reserved. | Security Information | Terms and Conditions

Field Description

Field Name	Description
Self Fund Transfer (Category)	Displays the product category for self fund transfer and available for edit.
SEPA Credit Payment - SI(Category)	Displays the product category for SEPA credit payments with standing instructions and available for edit.
OBPM Home Branch Code	Displays the code for OBPM home branch and available for edit.
Domestic Fund Transfer NEFT (Category)	Displays the product category for domestic fund transfer with network type as NEFT and available for edit.
Peer to Peer External Payment (Code)	Displays the code for peer to peer external payments and available for edit.

Field Name	Description
Number of Days to Check Upcoming Payments	Via this parameter, the administrator is able to define the number of days 'N' within which the upcoming payment is due to a payee in which case a warning message is to be displayed on the review page of transfer initiation.
SEPA Direct Debit Payments - SI (Code)	Displays the product code for SEPA direct debit payments with standing instructions and available for edit.
OBPM Host Code	Displays the host code for OBPM and available for edit.
OBPM Self Fund Transfer Network Code	Displays the network code for OBPM self fund transfer and available for edit.
International Draft (Code)	Displays the product code for international draft transaction and available for edit.
Domestic Fund Transfer (Category)	Displays the product category for domestic fund transfer and available for edit.
Internal Fund Transfer(Category)	Displays the product category for internal fund transfer and available for edit.
Domestic Fund Transfer (Code)	Displays the product code for domestic fund transfer and available for edit.
OBPM Host IP Address	Displays the host IP address for OBPM and available for edit.
Internal Fund Transfer with Forex Deal (Category)	Displays the product category for internal fund transfer with forex deal and available for edit.
Claim Payment URL	Displays the claim payment URL for the beneficiary to claim money and available for edit.
Self Fund Transfer (Code)	Displays the product code for self fund transfer and available for edit.
OBPM Payment Transaction Type Inward	Displays the OBPM Payment for inward type of transaction and available for edit.
OBPM SEPA Direct Debit Network Code	Displays network code for OBPM SEPA direct debit and available for edit.
Internal Fund Transfer with Forex Deal (Code)	Displays the product code for internal fund transfer with forex deal and available for edit.

Field Name	Description
Internal Fund Transfer (Code)	Displays the product code for internal fund transfer and available for edit.
Internal Fund Transfer - SI (Category)	Displays the product category for internal transfer with standing instructions and available for edit.
SEPA Direct Debit Payments (Code)	Displays the product code for SEPA direct debit payments and available for edit.
OBCL WS Version Number	Displays the version number for OBCL WS host and available for edit.
Enable Upcoming Payment Check (Y/N)	Via this parameter, the administrator is able to specify whether the system is to check for upcoming scheduled transfers (via Standing Instructions or Pay Later) due to a payee within the next 'N' days for transfers Internal and Domestic at the time of transfer initiation towards a registered payee.
Claim Money Link Expiry (days)	Displays the number of days after which the claim money link will expire and available for edit.
Peer to Peer Payment (Category)	Displays the product category for peer to peer payments and available for edit.
OBPM WS Version Number	Displays the version number for OBPM WS host and available for edit.
OBPM International Draft Network Code	Displays the network code for OBPM international draft and available for edit.
SEPA Direct Debit Payments -SI (Category)	Displays the product category for SEPA direct debit payments with standing instructions and available for edit.
OBPM Domestic Draft Instrument Code	Displays the instrument code for OBPM domestic draft and available for edit.
OBPM Domestic India Fund Transfer Payment Method	Displays the mode of fund transfer and payment method for OBPM domestic India and available for edit.
Bill Payment (Category)	Displays the product category for bill payments and available for edit.
OBPM Instructed Currency Indicator	Displays the OBPM instructed currency indicator and available for edit.
Max. No. of Split Bill Contributors	Displays the number of users that can be contributed for splitting a bill and available for edit.

Field Name	Description
OBPM Source Code	Displays the source code for OBPM and available for edit.
External Fund Transfer(Category)	Displays the product category for external fund transfer and available for edit.
Max Multiple Bill Payment Limit for Corporate Users	Displays the maximum number of bill payments that a corporate user can initiate in one go and available for edit.
OBPM Domestic India Fund Transfer Network Code	Displays the network code for OBPM domestic India fund transfer and available for edit.
UPI Request Money Max. Expiry Period (in days)	Displays the number of days after which the UPI request for money gets expired and available for edit.
OBPM User Id	Displays the user id for OBPM and available for edit.
Max Multiple Bill Payment Limit for Retail Users	Displays the maximum number of bill payments that a retail user can initiate in one go and available for edit.
Peer to Peer Internal Payment (Code)	Displays the product code for peer to peer internal payments and available for edit.
External Fund Transfer	Displays the product code/ category for external fund transfer and available for edit.
Self Fund Transfer - SI (Code)	Displays the product code for self fund transfer with standing instructions and available for edit.
Self Fund Transfer - SI (Category)	Displays the product category for self fund transfer with standing instructions and available for edit.
Peer to Peer External Payment (Category)	Displays the category for peer to peer external payments and available for edit.
Domestic Fund Transfer- RTGS - SI (Code)	Displays the product code for domestic fund transfer with standing instructions and network type as RTGS and available for edit.
OBPM Domestic Draft Payment Type	Displays the OBPM Payment for domestic draft type of transaction and available for edit.
International Fund Transfer with Forex Deal (Code)	Displays the product code for international fund transfer with forex deal and available for edit.

Field Name	Description
OBPM International Draft Instrument Code	Displays the instrument code for OBPM international draft and available for edit.
OBPM Host port Number	Displays the OBPM host port number and available for edit.
SEPA Credit Payment (Code)	Displays the product code for SEPA credit payments and available for edit.
OBPM Source Code	Displays the source code for OBPM and available for edit.
SEPA Credit Payments - SI (Code)	Displays the product code for SEPA credit payments with standing instructions and available for edit.
Peer to Peer Internal Payment (Category)	Displays the product category for peer to peer internal payments and available for edit.
SEPA Credit Payment (Category)	Displays the product category for SEPA credit payments and available for edit. The value for this property is not required for FCORE as the host system.
Payee Photo - Retail (Y/N)	Displays whether the appearing of photo of retail user is enabled or not and available for edit.
External Payment Redirection URL	Displays the URL for the external payments and available for edit.
OBPM International Draft Payment Type	Displays the OBPM Payment for international draft type of transaction and available for edit.
OBPM Domestic India Fund Transfer Clearing System Id Code	Displays the clearing system Id code for OBPM Domestic India fund transfer and available for edit.
Domestic Fund Transfer- RTGS - SI (Category)	Displays the product code for domestic fund transfer with standing instructions and network type as RTGS and available for edit.
Self Fund Transfer with Forex Deal (Category)	Displays the product category for self fund transfer with forex deal and available for edit.
SEPA Direct Debit Payment -SI (Category)	Displays the product category for SEPA direct debit payments with standing instructions and available for edit.
Max Invalid Attempts - Security PIN	Displays the number of invalid attempts allowed if entering the wrong PIN and available for edit.

Field Name	Description
Domestic Fund Transfer-SI- NEFT (Category)	Displays the product category for domestic fund transfer with standing instructions and network type NEFT and available for edit.
Bill Payment (Code)	Displays the product code for bill payments and available for edit.
International Fund Transfer (Code)	Displays the product code for international fund transfer transaction and available for edit.
OBPM Domestic India Save Template?	Displays whether the OBPM domestic India template is saved or not and available for edit.
Internal Fund Transfer -SI (Code)	Displays the product code for internal transfer with standing instructions and available for edit.
Domestic Fund Transfer-SI- NEFT (Code)	Displays the product code for domestic fund transfer with standing instructions and network type NEFT and available for edit.
OBPM Payment Transaction Type Outward	Displays the OBPM Payment for outward type of transaction and available for edit.
Retail Service Charge Enabled (Y/N)	Displays whether the retail service charge is enabled or not and available for edit.
Enable payee edit in hours after payee creation or modification	Displays the time in hours for the payee to be enabled for modification after its creation and available for edit.
OBPM International Fund Transfer Network Code	Displays the network code for OBPM international fund transfer and available for edit.
Self Fund Transfer with Forex Deal (Code)	Displays the product code for self fund transfer with forex deal and available for edit.
OBPM SEPA Credit Fund Transfer Network Code	Displays the network code for OBPM SEPA credit fund transfer and available for edit.
Max Multiple Transfer Limit for Retail Users	Displays the maximum number of fund transfer that a retail user can initiate in one go and available for edit.
OBPM Internal Fund Transfer Network Code	Displays the network code for OBPM internal fund transfer and available for edit.
Payee Photo - Corporate (Y/N)	Displays whether the appearing of photo of corporate user is enabled or not and available for edit.

Field Name	Description
Max Multiple Transfer Limit for Corporate Users	Displays the maximum number of fund transfer that a corporate user can initiate in one go and available for edit.
OBPM Draft Cancellation Payment Mode	Displays the payment mode for OBPM after draft cancellation and available for edit.
Network Suggestion (Y/N)	Displays whether the network suggestion is enabled or not and available for edit.
Domestic Fund Transfer-RTGS (Code)	Displays the product code for domestic fund transfer with network type as RTGS and available for edit.
Process payment to next working day enabled (Y/N)	Displays whether the processing of payments for next working day is enabled and available for edit.
Peer to Peer Payment (Code)	Displays the product code for peer to peer payments and available for edit.
OBPM Domestic India Prefunded Payments?	Displays whether there is a prefunded payments for OBPM domestic India and available for edit.
OBPM Domestic Draft Network Code	Displays the network code for OBPM domestic draft and available for edit.
Corporate Service Charge Enabled (Y/N)	Displays whether the corporate service charge is enabled or not and available for edit.
Domestic Fund Transfer-RTGS (Category)	Displays the product category for domestic fund transfer with network type as RTGS and available for edit.
Domestic Fund Transfer-NEFT (Code)	Displays the product code for domestic fund transfer with network type NEFT and available for edit.

Note: The fields appearing in the System Configuration – Dynamic Module – Payments tab depends on the settings done at the back end and is dynamic in nature.

- Edit the required Payments detail.
- Click **Save** to save the changes.
OR
Click **Cancel** to cancel the transaction.

- The **System Configuration - Dynamic Module – Payments - Review** screen appears. Verify the details, and click **Confirm**.
OR
Click **Cancel** to cancel the transaction.
OR
Click the Basic Details, Host Details, Bank Details, Branch Details, SMTP or Dynamic Module tabs to view and edit the respective details if required.
- The screen with success message along with the reference number and status appears. Click **OK** to complete the transaction.

5.1.9 System Configuration – Dynamic Module – Wealth Management – View and Edit

Using this option, system administrator can edit the wealth management details.

To view and edit the Dynamic Module – Wealth Management details:

- Click on **System Configuration** option on the dashboard and navigate to the dynamic module – Wealth Management tab. The default option is '**View**'.

System Configuration – Dynamic Module – Wealth Management – View

System Configuration

FCR 11.7 EOD Branch | UBS 14.3 AT3 Branch OBCL | OBPM HEL Branch 14.3 | **FCR 11.8 9999 Branch** | UBS 14.3 AT3 Branch for OBLM | OBTF 14.4 000 OBDBU12 | OBTFPM 14.4 OBDBU13

Select Host: Oracle FLEXCUBE Core Banking 11.8.0...

Entity : FCR 11.8 9999 Branch

- Basic Details
 - Maximum Number of Nominee Allowed: 3
 - Switch Funds of Same Fund House Allowed: true
- Host Details
 - Number of Operation Allowed in Multiple Order: 3
- Bank Details
- Branch Details
- SMTP
- Third Party Configuration
- Dynamic Module
 - Number of Investment Account Allowed: 7
 - Number of record in Report Generation: 50
 - Date Range Future Date For Standing Instruction: 30
- Brand
- Payment
- WealthManagement
- WALLET
- OTHERMODULE
- File Upload
- ForexDeal
- Origination
- ServiceRequest
- Common

[Edit](#) [Cancel](#)

Copyright © 2006, 2020, Oracle and/or its affiliates. All rights reserved. | Security Information | Terms and Conditions

- Click **Edit** to edit the Dynamic Module – Wealth Management. The **System Configuration - Dynamic Module – Wealth Management** screen appears in editable form.

System Configuration – Dynamic Module – Wealth Management – Edit

System Configuration

Select Host: Oracle FLEXCUBE Core Banking 11.8.0...

Entity: FCR 11.8.9999 Branch

Maximum Number of Nominee Allowed	3	Number of Investment Account Allowed	7
Switch Funds of Same Fund House Allowed	true	Number of record in Report Generation	50
Number of Operation Allowed in Multiple Order	3	Date Range Future Date For Standing Instruction	30

Save Cancel

Copyright © 2006, 2020, Oracle and/or its affiliates. All rights reserved. | Security Information | Terms and Conditions

Field Description

Field Name	Description
Date range Future Date for Standing Instructions	Displays the date range or future date for the standing instruction to be executed and available for edit.

Field Name	Description
Number of Record in Report Generation	Displays the value for maximum number of records allowed to be included in report generation and available for edit.
Number of Operations Allowed in Multiple Order	Displays the maximum number of operations allowed in multiple order and available for edit.
Number of Investments Account Allowed	Displays the value for maximum number of investment accounts allowed to be opened by a user and available for edit.
Switch Funds of Same Fund House Allowed	Displays whether the user is allowed to switch the funds between the same fund house and available for edit.
Maximum Number of Nominees Allowed	Displays the maximum number of nominees that can be added in an investment account.

- In the **Date range Future Date for Standing Instructions** field, edit the value for date range/ future date, if required.
- In the **Number of Record in Report Generation** field, edit the value, if required.
- In the **Number of Operations Allowed in Multiple Order** field, edit the value, if required.
- In the **Number of Investments Account Allowed** field, edit the value, if required.
- In the **Switch Funds of Same Fund House Allowed** field, edit the flag, if required.
- In the **Maximum Number of Nominees Allowed** field, edit the value for number of nominee, if required.
- Click **Save** to save the changes.
OR
Click **Cancel** to cancel the transaction.
- The **System Configuration - Dynamic Module – Wealth Management - Review** screen appears. Verify the details, and click **Confirm**.
OR
Click **Cancel** to cancel the transaction.
OR
Click the Basic Details, Bank Details, Branch Details, SMTP or Dynamic Module tabs to view and edit the respective details if required.
- The screen with success message along with the reference number and status appears. Click **OK** to complete the transaction.

5.1.10 System Configuration – Dynamic Module – Wallet - View and Edit

Using this option, the system administrator maintains the Wallet module configurations. These configurations once defined can be viewed and edited.

To view and edit the Wallet module details:

- Click on **System Configuration** option on the dashboard and navigate to the Dynamic module – Wallet tab. The default option is **'View'**.

System Configuration – Dynamic Module – Wallet View

The screenshot shows the 'System Configuration' page for 'futurabank'. The 'Dynamic Module' section is active, displaying configuration details for the 'Wallet' module. The interface includes a navigation menu on the left, a main configuration area with a table, and 'Edit' and 'Cancel' buttons at the bottom.

Entity : FCR 11.8 9999 Branch	
Basic Details	Account Class: 14555
Host Details	Branch Code: 2205
Bank Details	KYC Check Required: Y
Branch Details	Location Code: HO
SMTP	
Third Party Configuration	
Dynamic Module	
Brand	
Payment	
WealthManagement	
WALLET	
OTHERMODULE	
File Upload	
ForexDeal	
Origination	
ServiceRequest	
Common	

- Click **Edit** to edit the **Dynamic Module – Wallet**. The **System Configuration - Dynamic Module – Wallet** screen appears in editable form.

System Configuration – Dynamic Module – Wallet Edit

The screenshot displays the Oracle System Configuration interface for editing the 'Dynamic Module - Wallet' configuration. The top navigation bar includes 'futura bank' and user information for 'Sam David'. The main content area is titled 'System Configuration' and shows a list of branches, with 'FCR 11.8 9999 Branch' selected. Below this, the 'Entity: FCR 11.8 9999 Branch' is shown with a sidebar of configuration categories. The 'Dynamic Module' category is expanded, showing sub-categories like 'Brand', 'Payment', 'WALLET', and 'OTHERMODULE'. The 'WALLET' sub-category is selected, displaying the following configuration details:

Account Class	14555	KYC Check Required	Y
Branch Code	2205	Location Code	HO

At the bottom of the configuration area, there are 'Save' and 'Cancel' buttons. The footer of the page contains the copyright notice: 'Copyright © 2006, 2020, Oracle and/or its affiliates. All rights reserved. | Security Information | Terms and Conditions'.

Field Description

Field Name	Description
Account Class	Displays the host system account class for wallets.
Branch Code	Displays the branch code of the wallet account.
KYC Check Required	Indicates if KYC check is required or not for wallet transactions.
Location Code	Displays the location code of the wallet account.

- In the **Account Class** field, edit the value if required.
- In the **Branch Code** field, edit the code if required.
- In the **KYC Check Required** field, edit the value if required.
- In the **Location Code** field, edit the code if required.
- Click **Save** to save the changes.
OR
Click **Cancel** to cancel the transaction.
- The **System Configuration - Dynamic Module – Wallet - Review** screen appears. Verify the details, and click **Confirm**.
OR
Click **Cancel** to cancel the transaction.
OR
Click the Basic Details, Bank Details, Branch Details, SMTP or Dynamic Module tabs to view and edit the respective details if required.
- The screen with success message along with the reference number and status appears. Click **OK** to complete the transaction.

5.1.11 System Configuration – Dynamic Module – Other Module – View and Edit

Using this option, system administrator can edit the other module details.

To view and edit the Dynamic Module – Other Module details:

- Click on **System Configuration** option on the dashboard and navigate to the dynamic module – Other Module tab. The default option is ‘View’.

System Configuration – Dynamic Module – Other Module - View

The screenshot displays the Oracle System Configuration interface for the FCR 11.8 9999 Branch. The interface includes a navigation menu on the left and a main configuration table. The configuration table lists various parameters and their values, such as OBLM flag, Supported Auth Type, OBLM Currency Rate type, and application server details.

Parameter	Value
OBLM flag to consider Post Sweep Balance	Y
Supported Auth Type for Transactions	OTP
OBLM Currency Rate type	STANDARD
OBCL Branch Code	AT3
ELCM Host port	7103
OBTF Branch Code	
OBCL Source Code	EXTSYS
Date Default	CURRENT
TD Pool Code	POOL1
Currency Support in Approval Rules	true
Limits Effective from Same Day (Y/N)	Y
Associated Party KYC UPLOAD URL	http://mumaa012.in.oracle.com:22443/index.html?component=onboard-counter-party-kyc-upload&homeModule=associated-party&menuNavigationAvailable=false/<\/td>
Handoff File Path for UBS	/scratch/obdx/wls/handoff/UBS
OBDFM App Id - Revaluate Collateral	CLLTRL
OBDFM User Id	DEV
OBDFM Source Code	OBDX
FATCA Compliance check required(Y/N)	N
OBDFM Balance Trends Points	5
Retail User Supported Auth Type	OTP~R_SOFT_TOKEN~T_SOFT_TOKEN~SECURE_PUSH_LOGIN
Invoice Management User Id	SWETA
Application Server for Oracle FLEXCUBE Universal Banking	mum00bos.in.oracle.com
OBDFM token expiry time in seconds	300
OBLM Balance Type	V
Oracle Live Experience Cloud Tenant ID	oraclefsgbuobdx
Associated Party Branch Code	004
Application Server Port for Oracle FLEXCUBE Universal Banking	13003
Liquidity Management Qualified (Y/N)	N
OBLM App Id - Fetch Account Details	LMM
Invoice Management App Id	OBSCFCMINST
Live Experience Host IP	live.oraclecloud.com
Open Term Deposit Threshold Amount	50000
IDCS OBDFM Client ID	
OBLM Structure AppId	LMA
OBDFM App Id - Fetch Collateral Types	MNTNNC
OBDFPM App Id - Evaluate Collateral	CLLTRL
OBDFM Remitter Record Status	0
UBS File Handoff Host IP	10.184.155.74
OBDFM Port	7003
Application Server Port for Oracle Banking Platform	
Supported Auth Type for Login	OTP~R_SOFT_TOKEN~T_SOFT_TOKEN~SECURE_PUSH_LOGIN
OBDFM token expiry time in seconds	10
OBDFM Branch Code	004
OBLM Allow Sweep on Currency Holiday	N
INV IP	den02dud.us.oracle.com
IPM Host IP address	
OAUTH Port	18003
OBDFM Branch Code	004
OBLM eodexecution flag	false
OBDFM Offset Transaction Code	000
ASP IP	den02dud.us.oracle.com
OBCL HOST IP	10.184.159.212
Fetch Guarantee Type from Host (Y/N)	N
OBLM Multi Bank Flag	true
OBDFM Push Login	CMNCORE
Document List	
Deposit Installment Amount Limit	50000
Identification Types	REMOTE_CLOSE_ENUM
OBTF WS Version Number	
Supported Auth Type for Transactions	OTP~SOFT_TOKEN
Oracle Live Experience Cloud User ID	oraclefsgbuobdx
Administrator Supported Auth Type	OTP~R_SOFT_TOKEN~T_SOFT_TOKEN~SECURE_PUSH_LOGIN
Duration of Active Program in days	1000
OBDFM App Id - Fetch Facility Categories	FCLTYP
OBLM Default Value for Nominated Account	Y
ELCM HOST IP	10.184.151.55
OBLM IP	10.40.88.245
Allow Touch Point Level Limit Definition (Y/N)	Y
OBDFM User Id	BHARATH
Deposit Cumulative Amount Limit	500000
OBDFM IP	whf00ja.in.oracle.com
Handoff File Path for FCORE	/scratch/obdx/wls/handoff/FCORE
Host Server Port for Oracle Financial Lending and Leasing	

System Configuration – HOST System as FCORE

OBLM Port	7007	Corporate User Supported Auth Type	OTP~R_SOFT_TOKEN~T_SOFT_TOKEN~SEC
OBCLPM Branch Code	004	OAUTH IP	mum00boa
OBLM AppId	LMM	Duration of future start date in days.	180
OBLM Holiday Treatment	H	Rewards Host port	<PORT>
OBCL Host port	8555	OBLM FX Rate Pickup	Offline
INV Port	9003	OBLM Checker Id	OBDXLMADMIN2
		OBDFPM App Id - Read Collateral Application	CLLTRL
Flag to enable SSL	false	IDCS Connection Scheme	https
Associated Party User Id	SWETA	OBVAM Port	7091
OBLM Default Value for selected account	Y	OBDFPM IP	10.40.64.235
OBVAM User Id	OBDXUSER	OBVAM Virtual Account Statement Period	120
Invoice Management Branch Code	004	MO Port	7003
Anonymous Security Key Name	origination_owsm_key	Application Server Port for Oracle Business Intelligence Publisher	9502
Anonymous Security Policy	oracle/wss_username_token_client_policy	OBCL Module Code	OL
OBVAM Balance Range for Cash Position	-10000~0~10000~50000	Allow Multiple Goods (Y/N)	N
OBLM Source System	OBDX	OBDFPM Port	7531
Host Server IP for Oracle Financial Lending and Leasing	10.184.132.101	OBCLPM App Id - Fetch Loan Products	CUSTSRV001
Virtual Account Management Qualified(Y/N)	N	OBSCF IP	whf00mfg.in.oracle.com
Feedback for a Transaction	ALWAYS	OBTF IP	
Live Experience Host Port	443	OBDFPM App Id - Amend facility	FCLTYP
Number of Cheque Books enabled (Y/N)	Y	FACEID Port	443
ASP Port	9003	MO IP	10.184.160.23
OBLM User Id	LMADMIN1	OBTF Port	
Host Server IP for Oracle FLEXCUBE Universal Banking	10.40.80.66	Rewards Host IP address	<HOST_IP>
Host Server Port for Oracle FLEXCUBE Universal Banking	9234	IDCS Host Port	443
OBCLPM Port	8003	OBVAM Branch Code	000
OBCLPM IP	whf00mdj	IDCS Host IP	obdx-tenant01.identity.c9dev0.oc9qadev.com
IPM Host application name		OBCLPM User Id	OBDX1
Application Server for Oracle Banking Platform		OBVAM Transaction Code	000
OBCL User Id	RANJAN2	OBLM Branch Code	LMB
OBLM Maker Id	OBDXLMADMIN1	Host WSDL Version	117
OBVAM No. of Remitters Limit	2	OBVAM Balance Trends Period	120
FACEID IP	api.zoomauth.com	OBVAM Transaction Default Currency	GBP
UBS File Handoff Host Port	5039		
Application Server IP for Oracle Business Intelligence Publisher	10.40.136.72		
ISO CODE Enumeration Provider	com.ofss.digx.extxface.common.fc0re117.impl.enumeration.ISDCodeEnumerationProvider		

Copyright © 2006, 2020, Oracle and/or its affiliates. All rights reserved. | Security Information | Terms and Conditions

- Click **Edit** to edit the Dynamic Module – Other Module. The **System Configuration - Dynamic Module – Other Module** screen appears in editable form.

System Configuration – Dynamic Module – Other Module – Edit

ATM/Branch
English
UBS 14.3 AT3 Branch

futura bank
Welcome, Sam David
Last login 07 May 09:02 PM

System Configuration

FCR 11.7 EOD Branch
UBS 14.3 AT3 Branch OBCL
OBPM HEL Branch 14.3
FCR 11.8 9999 Branch
UBS 14.3 AT3 Branch for OBLM
OBTF 14.4.000 OBDXBUI2
OBTFPM 14.4 OBDXBUI3

Select Host: Oracle FLEXCUBE Core Banking 11.8.0...

Entity : FCR 11.8 9999 Branch

- Basic Details
- Host Details
- Bank Details
- Branch Details
- SMTP
- Third Party Configuration
- Dynamic Module
 - > Brand
 - > Payment
 - > WealthManagement
 - > WALLET
 - > OTHERMODULE
 - > File Upload
 - > ForexDeal
 - > Origination
 - > ServiceRequest
 - > Common

OBLM flag to consider Post Sweep Balance: <input type="checkbox"/> Y Supported Auth Type for Transactions: <input type="text" value="OTP"/> OBLM Currency Rate type: <input type="text" value="STANDARD"/> IPM Host port: <input type="text" value=""/> OBCL Branch Code: <input type="text" value="AT3"/> ELOM Host port: <input type="text" value="7103"/> OBTF Branch Code: <input type="text" value=""/> OBCL Source Code: <input type="text" value="EXTSYS"/> Date Default: <input type="text" value="CURRENT"/> TD Pool Code: <input type="text" value="POOL1"/> Currency Support In Approval Rules: <input type="checkbox"/> true Limits Effective from Same Day (Y/N): <input type="checkbox"/> Y Associated Party KYC UPLOAD URL: <input type="text" value="http://mumaa012.in.oracle.com"/> Handoff File Path for UBS: <input type="text" value="/scratch/obdx/wls/handoff/UBS"/> OBFCPM App Id - Reevaluate Collateral: <input type="text" value="CLLTRL"/> OBSCF User Id: <input type="text" value="DEV"/> OBVAM Source Code: <input type="text" value="OBDX"/> FATCA Compliance check required(Y/N): <input type="checkbox"/> N OBVAM Balance Trends Points: <input type="text" value="5"/> IDCS OBDCClient Secret: <input type="text" value=""/> OBFCPM App Id - Fetch Document List: <input type="text" value="CMNCORE"/> Deposit Installment Amount Limit: <input type="text" value="50000"/> Identification Types: <input type="text" value="REMOTE_CLOSE_ENUM"/> OBTF WS Version Number: <input type="text" value=""/> Supported Auth Type for Transactions: <input type="text" value="OTP~SOFT_TOKEN"/> Oracle Live Experience Cloud User ID: <input type="text" value="oraclefsgbuobdx"/> Administrator Supported Auth Type: <input type="text" value="OTP~R_SOFT_TOKEN~T_SOFT"/> Duration of Active Program in days: <input type="text" value="1000"/> OBFCPM App Id - Fetch Facility Categories: <input type="text" value="FCLTYP"/> OBLM Default Value for Nominated Account: <input type="checkbox"/> Y ELOM HOST IP: <input type="text" value="10.184.151.55"/> OBLM IP: <input type="text" value="10.40.88.245"/> Allow Touch Point Level Limit Definition (Y/N): <input type="checkbox"/> Y OBFCPM User Id: <input type="text" value="BHARATH"/> Deposit Cumulative Amount Limit: <input type="text" value="500000"/> OBVAM IP: <input type="text" value="whf00jna.in.oracle.com"/> Handoff File Path for FCORE: <input type="text" value="/scratch/obdx/wls/handoff/FCC"/>	OBFCPM App Id - Evaluate Collateral: <input type="text" value="CLLTRL"/> OBVAM Remitter Record Status: <input type="text" value="0"/> UBS File Handoff Host IP: <input type="text" value="10.184.155.74"/> OBSCF Port: <input type="text" value="7003"/> Application Server Port for Oracle Banking Platform: <input type="text" value=""/> Supported Auth Type for Login: <input type="text" value="OTP~R_SOFT_TOKEN~T_SOFT"/> OBSCF token expiry time in seconds: <input type="text" value="10"/> OBSCF Branch Code: <input type="text" value="004"/> OBLM Allow Sweep on Currency Holiday: <input type="checkbox"/> N INV IP: <input type="text" value="den02dud.us.oracle.com"/> IPM Host IP address: <input type="text" value=""/> OAUTH Port: <input type="text" value="18003"/> OBFCPM Branch Code: <input type="text" value="004"/> OBLM eodexecution flag: <input type="checkbox"/> false OBVAM Offset Transaction Code: <input type="text" value="000"/> ASP IP: <input type="text" value="den02dud.us.oracle.com"/> OBOL HOST IP: <input type="text" value="10.184.159.212"/> Fetch Guarantee Type from Host (Y/N): <input type="checkbox"/> N OBLM Multi Bank Flag: <input type="checkbox"/> true Retail User Supported Auth Type: <input type="text" value="OTP~R_SOFT_TOKEN~T_SOFT"/> Invoice Management User Id: <input type="text" value="SWETA"/> Application Server for Oracle FLEXCUBE Universal Banking: <input type="text" value="mum00boa.in.oracle.com"/> OBVAM token expiry time in seconds: <input type="text" value="300"/> OBLM Balance Type: <input type="text" value="V"/> Oracle Live Experience Cloud Tenant ID: <input type="text" value="oraclefsgbuobdx"/> Associated Party Branch Code: <input type="text" value="004"/> Application Server Port for Oracle FLEXCUBE Universal Banking: <input type="text" value="13003"/> Liquidity Management Qualified (Y/N): <input type="checkbox"/> N OBLM App Id - Fetch Account Details: <input type="text" value="LMM"/> Invoice Management App Id: <input type="text" value="OBSCFCMINST"/> Live Experience Host IP: <input type="text" value="live.oraclecloud.com"/> Open Term Deposit Threshold Amount: <input type="text" value="50000"/> IDCS OBDCClient Id: <input type="text" value=""/> OBLM Structure AppId: <input type="text" value="LMA"/> OBFCPM App Id - Fetch Collateral Type: <input type="text" value="MNTNNC"/>
--	--

Host Server Port for Oracle Financial Lending and Leasing		OBLM Port	7007
Corporate User Supported Auth Type	OTP~R_SOFT_TOKEN~T_SOFT	OBLM Branch Code	004
OAUTH IP	mum00boa	OBLM AppId	LMM
Duration of future start date in days.	180	OBLM Holiday Treatment	H
Rewards Host port	<PORT>	OBLM Host port	8555
OBLM FX Rate Pickup	Offline	INV Port	9003
OBLM Checker Id	OBDXLMADMIN2	Flag to enable SSL	false
OBCFPM App Id - Read Collateral Application	CLLTRL	Associated Party User Id	SWETA
IDCS Connection Scheme	https	OBLM Default Value for selected account	Y
OBVAM Port	7091	OBVAM User Id	OBDXUSER
OBCFPM IP	10.40.64.235	Invoice Management Branch Code	004
OBVAM Virtual Account Statement Period	120	Anonymous Security Key Name	origination_lowsm_key
MO Port	7003	Anonymous Security Policy	oracle/wss_username_token_cli
Application Server Port for Oracle Business Intelligence Publisher	9502	OBVAM Balance Range for Cash Position	-10000~0~10000~50000
OBL Module Code	OL	OBLM Source System	OBDX
Allow Multiple Goods (Y/N)	N	Host Server IP for Oracle Financial Lending and Leasing	10.184.132.101
OBCFPM Port	7531	Virtual Account Management Qualified(Y/N)	N
OBLM App Id - Fetch Loan Products	CUSTSRV001	Feedback for a Transaction	ALWAYS <input checked="" type="checkbox"/>
OBSCF IP	whf00mfg.in.oracle.com	Live Experience Host Port	443
OBTF IP		Number of Cheque Books enabled (Y/N)	Y
OBCFPM App Id - Amend facility	FCLTYP	ASP Port	9003
FACEID Port	443	OBLM User Id	LMADMIN1
MO IP	10.184.160.23	Host Server IP for Oracle FLEXCUBE Universal Banking	10.40.80.66
OBTF Port		Host Server Port for Oracle FLEXCUBE Universal Banking	9234
Rewards Host IP address	<HOST_IP>	OBLM Port	8003
OBTFPM User Id For initiate LC		OBLM IP	whf00mdj
IDCS Host Port	443	IPM Host application name	
OBVAM Branch Code	000	Application Server for Oracle Banking Platform	
IDCS Host IP	obdx-tenant01.identity.c9dev0.o	OBL User Id	RANJAN2
OBLM User Id	OBDX1	OBLM Maker Id	OBDXLMADMIN1
OBVAM Transaction Code	000	OBVAM No. of Remitters Limit	2
OBLM Branch Code	LMB	FACEID IP	api.zoomauth.com
Host WSDL Version	117	UBS File Handoff Host Port	5039
OBVAM Balance Trends Period	120	Application Server IP for Oracle Business Intelligence Publisher	10.40.136.72
OBVAM Transaction Default Currency	GBP	ISD CODE Enumeration Provider	com.ofss.digx.extface.commo
Auth Type for Wallet Registration	OTP		

Save Cancel

Copyright © 2006, 2020, Oracle and/or its affiliates. All rights reserved. | Security Information | Terms and Conditions

Field Description

Field Name	Description
Feedback for a Transaction	Displays when the feedback for a transaction is required and available for edit.
OBVAM No. of Remitters List	Displays the number of remitter lists maintained in OBVAM and available for edit. It is not mandatory to specify the parameter value for FCORE as the host system.

Field Name	Description
Host Server IP for Oracle Flexcube Universal Banking	Displays the host server IP for Oracle Flexcube Universal Banking host system and available for edit.
IPM Host application name	Displays the IPM host application name and available for edit.
Application Server for Oracle Banking Platform	Displays the address of the application server host for Oracle Banking Platform and available for edit.
OBVAM Transaction Code	Displays the offset transaction code for OBVAM and available for edit.
OBCFPM Port	Displays the port for the OBCFPM host system.
Duration of Active Programs in Days	Displays the duration of active programs in days and available for edit.
IDCS OBDX Client Secret	Displays the secret code of the IDCS OBDX host system and available for edit.
TD Pool Code	Displays the pool code for TD account type and available for edit. It is not mandatory to specify the parameter value for FCORE as the host system.
IPM Host Port	Displays the port number of the IPM host system and available for edit. It is not mandatory to specify the parameter value for FCORE as the host system.
Anonymous Security Policy	Displays the security policy for anonymous user and available for edit. It is not mandatory to specify the parameter value for FCORE as the host system.
IDCS Host IP	Displays the Host IP of the IDCS host system and available for edit.
Live Experience Host IP	Displays the host IP address for the live experience system and available for edit.
OBSCF Port	Displays the port number for OBSCF and available for edit.
Application Server IP for Oracle Business Intelligence Publisher	Displays the application server IP of the Oracle Business Intelligence Publisher host system and available for edit.
OBVAM Transaction Code	Displays the transaction code for OBVAM and available for edit.

Field Name	Description
Number of Cheque Books enabled (Y/N)	Displays whether the number of cheque books flag is enabled or not and available for edit.
OBVAM Transaction Default Currency	Displays the default currency for OBVAM transaction and available for edit.
OAuth Port	Displays the port number for authorization and available for edit.
Identification Types	Displays the identification type whether it is from local or remote and available for edit. It is not mandatory to specify the parameter value for FCORE as the host system.
OBVAM User Id	Displays the user ID for OBVAM and available for edit.
Deposit Installment Amount Limit	Displays the maximum limit for the deposit installment amount and available for edit.
OBCL Host IP	Displays the host IP address for OBCL and available for edit.
OBLM IP	Displays the host IP address for the OBLM and available for edit. It is not mandatory to specify the parameter value for FCORE as the host system.
FATCA Compliance check required (Y/ N)	Displays whether the FATCA compliance check is required or not and available for edit.
Retail User Supported Auth Type	Displays the authorization type supported by the application for retail users and available for edit.
Supported Auth Type for Login	Displays the authorization type supported by the application for logging in the application for the users and available for edit.
UBS File Handoff Host IP	Displays the host IP address for UBS file handoff and available for edit.
OBLM Maker ID	Displays the administrator maker ID for all the transaction of OBLM and available for edit.
Administrator Supported Auth Type	Displays the authorization type supported by the application for administrator users and available for edit.
OBVAM Source Code	Displays the bank source code maintained in OBVAM and available for edit.

Field Name	Description
Fetch Guarantee Type from Host (Y/ N)	Displays whether the fetching of guarantee type from host is required or not and available for edit.
OBVAM Port	Displays the port for the OBVAM host system and available for edit. It is not mandatory to specify the parameter value for FCORE as the host system.
Application Server Port for Oracle Business Intelligence Publisher	Displays the port number for Oracle Business Intelligence Publisher host system and available for edit.
OBVAM IP	Displays the Host IP of the OBVAM and available for edit. It is not mandatory to specify the parameter value for FCORE as the host system.
MO Port	Displays the port number for MO and available for edit.
IDCS Connection Scheme	Displays the IDCS connection scheme and available for edit.
OBCLPM IP	Displays the host IP address for the OBCLPM and available for edit. It is not mandatory to specify the parameter value for FCORE as the host system.
IPM Host IP Address	Displays the IP address of the IPM host system and available for edit. It is not mandatory to specify the parameter value for FCORE as the host system.
Flag to enable SSL	Displays the flag to enable SSL and available for edit.
OBCL Host Port	Displays the port set for OBCL and available for edit.
Host WSDL Version	Displays the host WSDL version number and available for edit.
OBCFPM IP	Displays the IP address for OBCFPM and available for edit.
Date Default	Displays the default date for the system and available for edit. It is not mandatory to specify the parameter value for FCORE as the host system.
Application Server Port for Oracle Banking Platform	Displays the address of the application server port for Oracle Banking Platform and available for edit.
OAuth IP	Displays the IP address for authorization and available for edit.

Field Name	Description
Limits Effective from Same Day (Y/N)	Displays whether the limits are effective from the same day or next day and available for edit.
OBCLPM Port	Displays the port for the OBCLPM host system and available for edit. It is not mandatory to specify the parameter value for FCORE as the host system.
Allow Multiple Goods (Y/N)	Displays whether multiple goods are allowed or not as part of trade finance transactions and available for edit. It is not mandatory to specify the parameter value for FCORE as the host system.
Application Server for Oracle Flexcube Universal Banking	Displays the address of the application server host for Oracle Flexcube Universal Banking and available for edit.
Supported Auth Type for Transactions	Displays the authorization type supported by the application for the transactions and available for edit.
Host Server IP for Oracle Financial Lending and Leasing	Displays the host server IP for Oracle Financial Lending and Leasing host system and available for edit.
OBSCF IP	Displays the IP address for OBSCF and available for edit.
OBVAM Remitter Record Status	Displays the remitter record status for OBVAM and available for edit.
Allow Touch Point Level Limit Definition (Y/N)	Displays whether the touch point level limit definition is allowed or not and available for edit.
Handoff File Path for UBS	Displays the hand-off file path for UBS host system and available for edit.
Oracle Live Experience Cloud User ID	Displays the User ID for Oracle cloud live experience system and available for edit.
Open Term Deposit Threshold Amount	Displays the threshold amount for term deposit and available for edit.
Host Server Port for Oracle FLEXCUBE Universal Banking	Displays the host server port for Oracle FLEXCUBE Universal Banking host system and available for edit.
OBLM Port	Displays the port number for OBLM and available for edit.
Virtual Account Management Qualified (Y/N)	Displays whether the host is qualified with virtual account management and available for edit.

Field Name	Description
Oracle Live Experience Cloud Tenant ID	Displays the Cloud Tenant ID defined for Oracle Live Experience and available for edit.
OBSCF token expiry time in seconds	Displays the token refresh time in seconds for the API calls for OBSCF and available for edit.
Corporate User Supported Auth Type	Displays the authorization type supported by the application for corporate users and available for edit.
Anonymous Security Key Name	Displays the security key name. It is not mandatory to specify the parameter value for FCORE as the host system.
UBS File Handoff Host Port	Displays the port number for UBS file handoff system and available for edit.
OBVAM Branch Code	Displays the bank branch code maintained in OBVAM and available for edit. It is not mandatory to specify the parameter value for FCORE as the host system.
Supported Soft Token	Displays the supported soft token type and available for edit.
IPM Host username	Displays the IPM host user name and available for edit.
OBVAM token expiry time in seconds	Displays the token refresh time in seconds for the API calls for OBVAM and available for edit.
IPM Host password	Displays the password for the IPM host system and available for edit. It is not mandatory to specify the parameter value for FCORE as the host system.
Duration of future start date in days	Displays the duration of future start date for programs and available for edit.
ELCM Host IP	Displays the host IP address for ELCM and available for edit.
Application Server Port for Oracle FLEXCUBE Universal Banking	Displays the application server port for Oracle FLEXCUBE Universal Banking and available for edit.
Live Experience Host Port	Displays the port for the live experience host system and available for edit.
ELCM Host Port	Displays the host port set for ELCM and available for edit.

Field Name	Description
Handoff File Path for FCORE	Displays the hand-off file path for FCORE host system and available for edit.
Currency Support In Approval Rules	Displays if currency as a parameter is supported in approval rules and available for edit.
Deposit Cumulative Amount Limit	Displays the maximum limit to deposit the cumulative amount and available for edit.
Host Server Port for Oracle Financial Lending and Leasing	Displays the host server port for Oracle Financial Lending and Leasing host system and available for edit.
OBLM User ID	Displays the administrator user ID for all the transaction of OBLM and available for edit.
OBLM App Id - Fetch Account Details	Displays the application ID to fetch details of all the OBLM accounts and available for edit.
OBLM Branch Code	Displays the bank branch code maintained in OBLM and available for edit.
IDCS OBDX Client Id	Displays the IDCS OBDX client unique identification number and available for edit.
OBLM Checker ID	Displays the administrator checker ID for all the transaction of OBLM and available for edit.
MO IP	Displays the IP address for Mid Office applications (for common document upload and download service across the mid offices) and available for edit.
IDCS Host Port	Displays the port number of the IDCS host system and available for edit.
Liquidity Management Qualified (Y/N)	Displays whether the transaction is qualified with liquidity management and available for edit.
Supported Auth Type for Transactions	Displays the authorization type supported by the application for the transactions and available for edit.

Note:

1) The fields appearing in the System Configuration – Dynamic Module – Other Module tab depends on the settings done at the back end and is dynamic in nature.

2) The mandatory parameters required are same as that defined in Dynamic Module – Others described in the create section above for FCORE host system.

3) The fields related to OBLM, OBVM, OBCLPM, Guarantee and Multiple goods are not compatible with this host setup and it is not mandatory to specify the same.

- Edit the required Other Module details.
- Click **Save** to save the changes.
- OR
- Click **Cancel** to cancel the transaction.
- The **System Configuration - Dynamic Module – Other Module - Review** screen appears. Verify the details, and click **Confirm**.
OR
Click **Cancel** to cancel the transaction.
OR
Click the Basic Details, Host Details, Bank Details, Branch Details, SMTP, Third Party or Dynamic Module tabs to view and edit the respective details if required.
- The screen with success message along with the reference number and status appears. Click **OK** to complete the transaction.

5.1.12 System Configuration – Dynamic Module – File Upload – View and Edit

As part of bulk transactions option, the work area path and response file path of bulk transactions are defined.

To view and edit the File Upload module details:

- Click on **System Configuration** option on the dashboard and navigate to the dynamic module – File Upload tab. The default option is **'View'**.

Module - File Upload - View

The screenshot displays the 'System Configuration' page for 'futura bank'. The user is logged in as 'Sam David' (Last login: 07 May 09:02 PM). The page shows a navigation menu with several branches, including 'FCR 11.8 9999 Branch' which is currently selected. Below the navigation, the 'Select Host' section shows 'Oracle FLEXCUBE Core Banking 11.8.0...'. The main content area is titled 'Entity : FCR 11.8 9999 Branch' and features a sidebar with a list of modules: Basic Details, Host Details, Bank Details, Branch Details, SMTP, Third Party Configuration, Dynamic Module, Brand, Payment, WealthManagement, WALLETT, OTHERMODULE, File Upload, ForexDeal, Origination, ServiceRequest, and Common. The 'File Upload' module is selected, and its details are shown in a table:

Response File Path	Work Area Path
/home/devops/obdx/fileupload	/home/devops/obdx/fileupload

At the bottom of the configuration area, there are 'Edit' and 'Cancel' buttons. The footer of the page contains the copyright information: 'Copyright © 2006, 2020, Oracle and/or its affiliates. All rights reserved. | Security Information | Terms and Conditions'.

- Click **Edit** to edit the Dynamic Module – File Upload. The **System Configuration - Dynamic Module – File Upload** screen appears in editable form.

Module - File Upload - Edit

The screenshot displays the 'System Configuration' interface for Futura Bank. At the top, there is a navigation bar with 'ATM/Branch', 'English', and 'UBS 14.3 AT3 Branch'. Below this, the 'futura bank' logo and a user profile 'Welcome, Sam David' are visible. The main content area is titled 'System Configuration' and features a breadcrumb trail: 'FCR 11.7 EOD Branch' > 'UBS 14.3 AT3 Branch OBCL' > 'OBPM HEL Branch 14.3' > 'FCR 11.8 9999 Branch' > 'UBS 14.3 AT3 Branch for OBLM' > 'OBTF 14.4 000 OBDXBU12' > 'OBTFPM 14.4 OBDXBU13'. Below the breadcrumb, it says 'Select Host Oracle FLEXCUBE Core Banking 11.8.0...'. The main configuration area is for 'Entity : FCR 11.8 9999 Branch'. On the left, a sidebar lists various configuration categories, with 'Dynamic Module' selected. Under 'Dynamic Module', 'File Upload' is highlighted. The main configuration area shows 'Response File Path' and 'Work Area Path' both set to '/home/devops/obdx/fileupload'. At the bottom left, there are 'Save' and 'Cancel' buttons. The footer contains copyright information: 'Copyright © 2006, 2020, Oracle and/or its affiliates. All rights reserved. | Security Information | Terms and Conditions'.

Field Description

Field Name	Description
Response File Path	Displays the response file path for bulk transactions and is available for edit.
Work Area Path	Displays the work area path of files for bulk transactions and is available for edit.

- In the **Response File Path** field, edit the path of the response file, if required.
- In the **Work Area Path** field, edit the path of the working area, if required.
- Click **Save** to save the changes.
OR
Click **Cancel** to cancel the transaction.
- The **System Configuration - Dynamic Module – File Upload - Review** screen appears. Verify the details, and click **Confirm**.
OR
Click **Cancel** to cancel the transaction.
OR
Click the Basic Details, Host Details, Bank Details, Branch Details, SMTP or Dynamic Module tabs to view and edit the respective details if required.
- The screen with success message along with the reference number and status appears. Click **OK** to complete the transaction.

5.1.13 System Configuration – Dynamic Module – Forex Deal – View and Edit

Forex Deal is not supported with FCORE as the host system.

5.1.14 System Configuration - Dynamic Module – Origination – View and Edit

Origination is not supported with FCORE as the host system.

5.1.15 System Configuration – Dynamic Module – Service Request– View and Edit

Using this option, the system administrator maintains the service request module details. These configurations once defined can be viewed and edited.

To view and edit the system configuration - dynamic module - Service Request details:

- Click on **System Configuration** option on the dashboard and navigate to the dynamic module – Service Request tab. The default option is '**View**'.

System Configuration - Dynamic Module – Service Request - View

The screenshot displays the 'System Configuration' page for 'futura bank'. The user is logged in as 'Sam David' and is viewing the configuration for the 'FCR 11.8 9999 Branch'. The interface shows a list of configuration tabs, with 'FCR 11.8 9999 Branch' selected. Below the tabs, the 'Entity : FCR 11.8 9999 Branch' is shown. A sidebar on the left lists various configuration categories, with 'Dynamic Module' selected. The main content area displays the 'Service Request' details for the selected entity, including 'Persistence Type' (INTERNAL), 'Request Submission Expiration Duration (in days)' (120), and 'Service Request Turnaround Time' (5). At the bottom of the configuration area, there are 'Edit' and 'Cancel' buttons.

Entity : FCR 11.8 9999 Branch	Service Request Persistence Type	Request Submission Expiration Duration (in days)
	INTERNAL	120
	Service Request Turnaround Time	5

- Click **Edit** to edit the Dynamic Module – Service Request details. The **System Configuration - Dynamic Module – Service Request** screen appears in editable form.

System Configuration - Dynamic Module – Service Request – Edit

The screenshot shows the 'System Configuration' page for 'futura bank'. The user is logged in as 'Sam David' and is viewing the configuration for the 'FCR 11.8 9999 Branch'. The interface includes a navigation menu on the left with options like 'Basic Details', 'Host Details', 'Bank Details', 'Branch Details', 'SMTP', 'Third Party Configuration', 'Dynamic Module', and various other modules. The 'Dynamic Module' section is expanded to show 'Service Request' configuration. The configuration details are as follows:

Field	Value
Service Request Persistence Type	INTERNAL
Service Request Turnaround Time	5
Request Submission Expiration Duration (in days)	120

At the bottom of the configuration area, there are 'Save' and 'Cancel' buttons. The footer of the page contains the copyright information: 'Copyright © 2006, 2020, Oracle and/or its affiliates. All rights reserved. | Security Information | Terms and Conditions'.

Field Description

Field Name	Description
Request Submission Expiration Duration (in Days)	Specify the number of days post which the raised Service Request data will not be available for business user. For e.g. If this field is defined as 180 days, then the business user can view his raised service requests for last 180 days.
Service Request Persistent Type	<p>This is to decide if the raised service request data has to be persisted locally in OBDX database or it has to be sent to a third party CRM system. The options available in this field are :</p> <ul style="list-style-type: none"> • Internal – For persisting the data in OBDX • External – For persisting the data in third party system. <p>Note: There is no out of the box integration available for a third party system for persisting the raised service request data.</p>
Service Request Turnaround Time	Specify predefined processing time within which the administrator should take action on a raised Service Request. If the service request processing time has passed this turnaround time, then an exclamation flag starts appearing against the raised Service Request in Request processing screen. This flag helps administrator in understanding that these service requests have already passed the turnaround time and should be actioned at the earliest.

- In the **Service Request Submission Expiration Duration in Days** field, edit the values for expiration duration, if required.
- In the **Service Request Persistent** Type field, edit the persistent type for service request, if required.
- In the **Service Request Turnaround Time** field, edit the values if required.
- Click **Save** to save the changes.
OR
Click **Cancel** to cancel the transaction.
- The **System Configuration – Dynamic Module – Service Request - Review** screen appears. Verify the details, and click **Confirm**.
OR
Click **Cancel** to cancel the transaction.
OR
Click the Basic Details, Host Details, Bank Details, Branch Details, SMTP or Dynamic Module tabs to view and edit the respective details if required.
- The screen with success message along with the reference number and status appears. Click **OK** to complete the transaction.

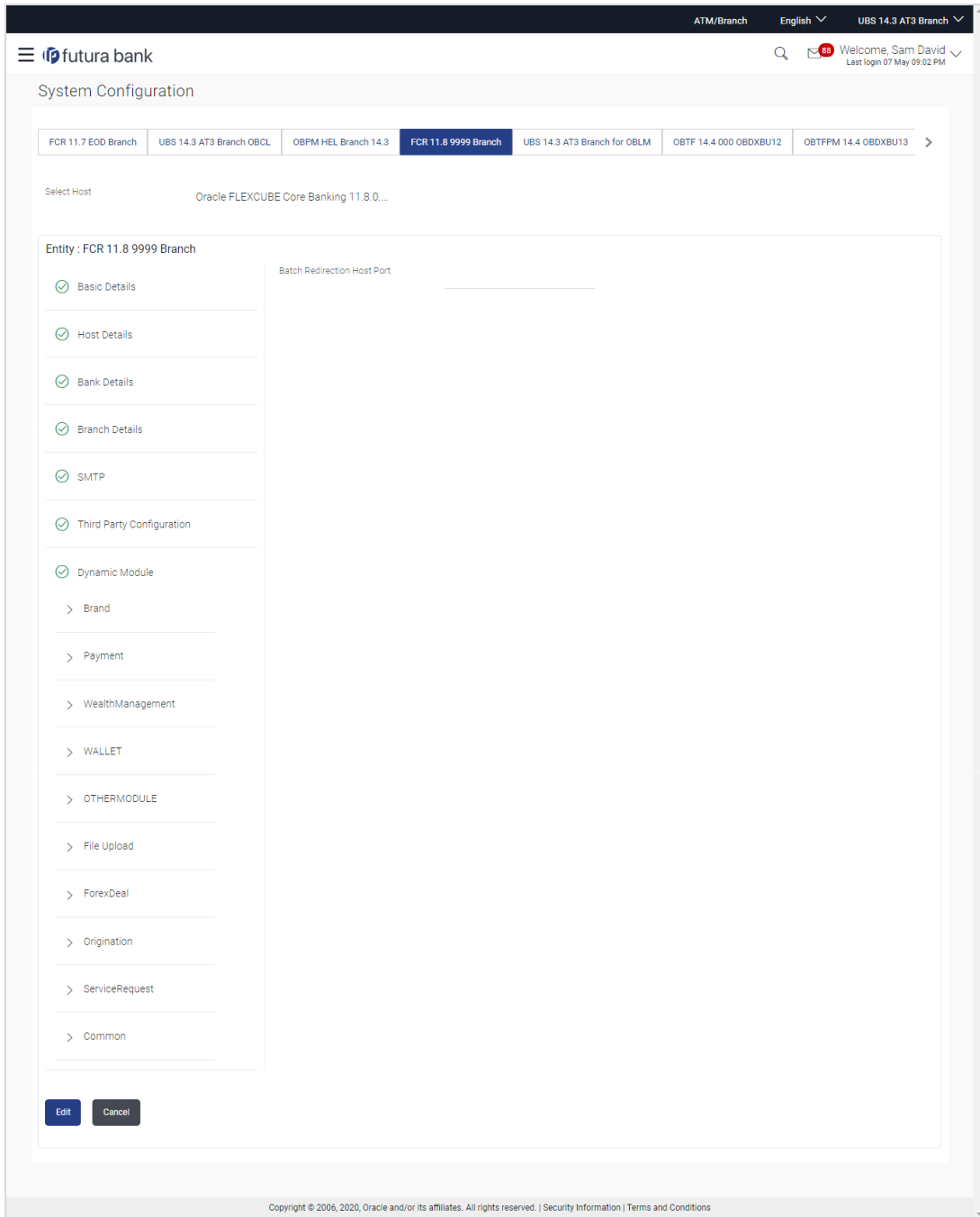
5.1.16 System Configuration – Dynamic Module - Common – View and Edit

Using this option, the system administrator maintains the common module details. These configurations once defined can be viewed and edited.

To view and edit the system configuration - dynamic module - common details:

- Click on **System Configuration** option on the dashboard and navigate to the dynamic module – Common tab. The default option is '**View**'.

System Configuration - Dynamic Module – Common - View



- Click **Edit** to edit the Dynamic Module – Common Module details. The **System Configuration - Dynamic Module – Common** screen appears in editable form.

System Configuration - Dynamic Module – Common - Edit

The screenshot displays the Futura Bank System Configuration interface. At the top, there is a navigation bar with the Futura Bank logo, a search icon, and a user profile for 'Welcome, Sam David' with the last login time '07 May 09:02 PM'. Below the navigation bar, the page title is 'System Configuration'. A breadcrumb trail shows the current entity: 'FCR 11.8 9999 Branch'. The main content area is titled 'Entity : FCR 11.8 9999 Branch' and shows a list of configuration categories on the left and a 'Batch Redirection Host Port' field on the right. The categories are: Basic Details, Host Details, Bank Details, Branch Details, SMTP, Third Party Configuration, Dynamic Module, Brand, Payment, WealthManagement, WALLET, OTHERMODULE, File Upload, ForexDeal, Origination, ServiceRequest, and Common. The 'Dynamic Module' category is selected and expanded, showing the 'Common' sub-category. At the bottom of the configuration area, there are 'Save' and 'Cancel' buttons. The footer contains the copyright information: 'Copyright © 2006, 2020, Oracle and/or its affiliates. All rights reserved. | Security Information | Terms and Conditions'.

Field Description

Field Name	Description
Batch Redirection Host Port	Displays the port number for the batch redirection host and is available for edit. Note: It should be left blank except for IDCS where it should be OHS Host and Port, e.g. host: port (mum00c:2222).

- In the **Batch Redirection Host Port** field, edit the port number if required.
- Click **Save** to save the changes.
OR
Click **Cancel** to cancel the transaction.
- The **System Configuration - Dynamic Module – Common - Review** screen appears. Verify the details, and click **Confirm**.
OR
Click **Cancel** to cancel the transaction.
OR
Click the Basic Details, Host Details, Bank Details, Branch Details, SMTP or Dynamic Module tabs to view and edit the respective details if required.
- The screen with success message along with the reference number and status appears. Click **OK** to complete the transaction.

[Home](#)

6. System Configuration – Host System as OBPM

Note: For details on definition of entity along with maintenance of details, please refer to the content covered in the above section.

- Select the Host System as **OBPM** and start with the configuration.

System Configuration - Basic Details

The screenshot shows the 'System Configuration' page for 'futura bank'. The user is logged in as 'Sam David'. The current entity is 'OBPM HEL Branch 14.4'. The configuration details are as follows:

Field	Value
Web Server Host	mum00boa.in.oracle.com
Application Server Host	mum00boa.in.oracle.com
Web Server Port	18777
Application Server Port	13003

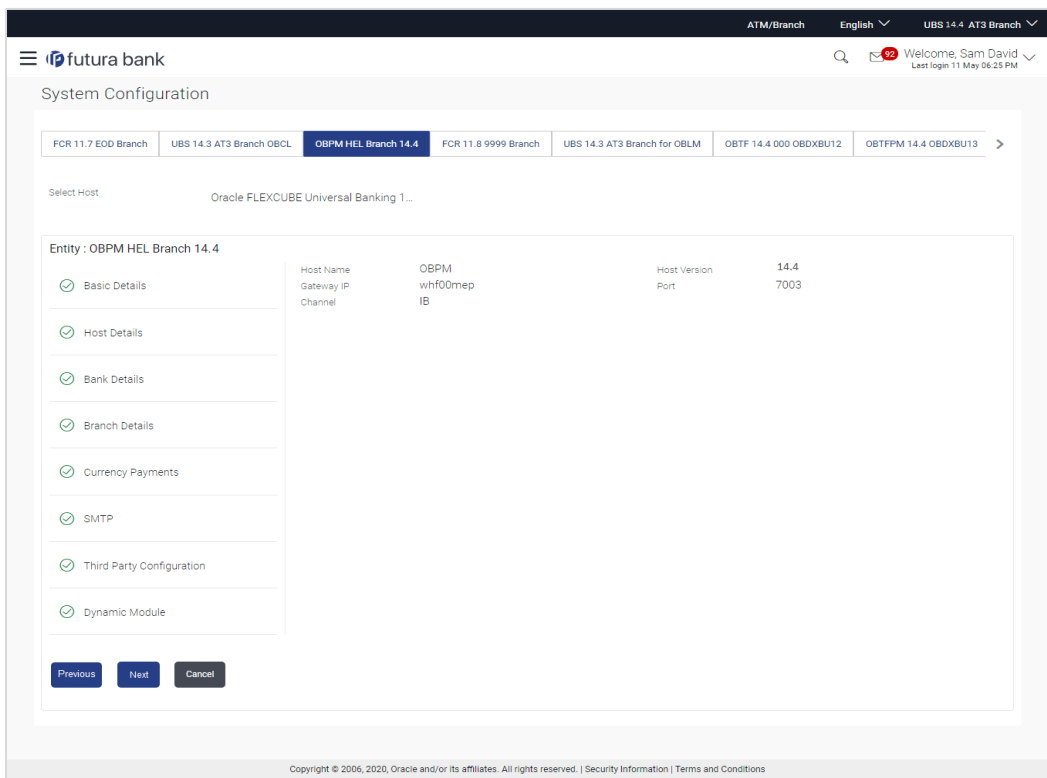
Field Description

Field Name	Description
Entities Name	Name of the entities added to the setup.
Select Host	Select the host system for the channel banking platform.
Web Server Host	Enter the address of the web server host.
Web Server Port	Enter the web server port number.
Application Server Host	Enter the address of the application server host.

Field Name	Description
Application Server Port	Enter the application server port number

- In the **Web Server Host** field, enter the host name of the web server.
- In the **Web Server Port** field, enter the port number of the web server.
- In the **Application Server Host** field, enter the address of the application server host.
- In the **Application Server Port** field, enter the port number of the application server.
- Click **Next**. The **System Configuration – Host Details** screen appears.
OR
Click **Cancel** to cancel the setup process.

System Configuration – Host Details



Field Description

Field Name	Description
Entities Name	Name of the entities added to the setup.
Host Name	The host system for the channel banking platform as selected in the previous step is displayed.

Field Name	Description
------------	-------------

Host Version	Select the version number of the host system.
---------------------	---

Gateway IP	Specify the Gateway IP of the selected host system.
-------------------	---

Port	Specify the port number for the host system.
-------------	--

Channel	Specify the channel as IB to access the application.
----------------	--

- From the **Host Version** list, select the version of the host.
- In the **Gateway IP** field, enter the gateway IP address of the server.
- In the **Port** field, enter the port number.
- In the **Channel** field, enter the channel as 'IB' to access the application.
- Click the **Check Host Availability** link to check the host availability. The message of successful testing appears.
- Click **Next**. The **System Configuration – Bank Details** screen appears.
OR
Click **Previous** to go to the previous screen.
OR
Click **Cancel** to cancel the setup process

System Configuration – Bank Details

ATM/Branch English UBS 14.4 AT3 Branch

futura bank Welcome, Sam David Last login 11 May 06:25 PM

System Configuration

FCR 11.7 EOD Branch UBS 14.3 AT3 Branch OBCL OBPM HEL Branch 14.4 FCR 11.8 9999 Branch UBS 14.3 AT3 Branch for OBLM OBTF 14.4 000 OBDXBU12 OBTFPM 14.4 OBDXBU13

Select Host Oracle FLEXCUBE Universal Banking 1...

Entity : OBPM HEL Branch 14.4

- Basic Details
- Host Details
- Bank Details
- Branch Details
- Currency Payments
- SMTP
- Third Party Configuration
- Dynamic Module

Bank Code: 007
Bank Name: ZIG BANK
Address Line 1: Address Line 1
Address Line 3: Address Line 3
Zip Code: 85656756

Bank Group Code: ZIGGRP
Bank Short Name: ZIG
Address Line 2: Address Line 2
Country: IN
Allowed Account Types: Conventional Islamic Recurring Deposit

Bank Currency: EUR

Previous Next Cancel

Copyright © 2006, 2020, Oracle and/or its affiliates. All rights reserved. | Security Information | Terms and Conditions

Field Description

Field Name	Description
Bank Code	Enter unique code to identify the bank.
Bank Group Code	Enter the bank group code.
Bank Name	Enter the name of the bank.
Bank Short Name	Enter the short name of the bank.
Address - Line 1 - 3	Enter the address details of the bank.
Country	Enter the country in which the bank is located/ headquartered.
ZIP Code	Enter the ZIP code of the bank.
Allowed Account Type	<p>Displays the available account types.</p> <p>The options are:</p> <ul style="list-style-type: none"> • Conventional • Islamic • Recurring Deposit <p>This parameter is not required to be defined for OBPM as the host system.</p>
Bank Currency	Specify the default currency applicable for the bank.

- In the **Bank Code** field, enter the code of the bank.
- In the **Bank Group Code** field, enter the group code of the bank.
- In the **Bank Name** field, enter the name of the bank.
- In the **Bank Short Name** field, enter the short name of the bank.
- In the **Address Line 1 - 3** field, enter the address details of the bank.
- From the **Country** list, select the country in which the bank is located.
- In the **ZIP Code** field, enter the zip code where bank is located.
- From the **Allowed Account Type** list, select the allowed account Types.
- From the Bank Currency list, select the appropriate currency.
- Click **Next**. The System Configuration – Branch Details screen appears.
OR
Click **Previous** to go to the previous screen.
OR
Click **Cancel** to cancel the setup process.

System Configuration – Branch Details

System Configuration

FCR 11.7 EOD Branch | UBS 14.3 AT3 Branch OBCL | **OBPM HEL Branch 14.4** | FCR 11.8 9999 Branch | UBS 14.3 AT3 Branch for OBLM | OBTF 14.4 000 OBDXBU12 | OBTFPM 14.4 OBDXBU13

Select Host: Oracle FLEXCUBE Universal Banking 1...

Entity : OBPM HEL Branch 14.4

- Basic Details
- Host Details
- Bank Details
- Branch Details
- Currency Payments
- SMTP
- Third Party Configuration
- Dynamic Module

Bank Code	002	Branch Code	HEL
Home Branch	HEL	Local Currency	EUR
Calculation Currency	EUR	Region	SEPA

Previous Next Cancel

Copyright © 2006, 2020, Oracle and/or its affiliates. All rights reserved. | Security Information | Terms and Conditions

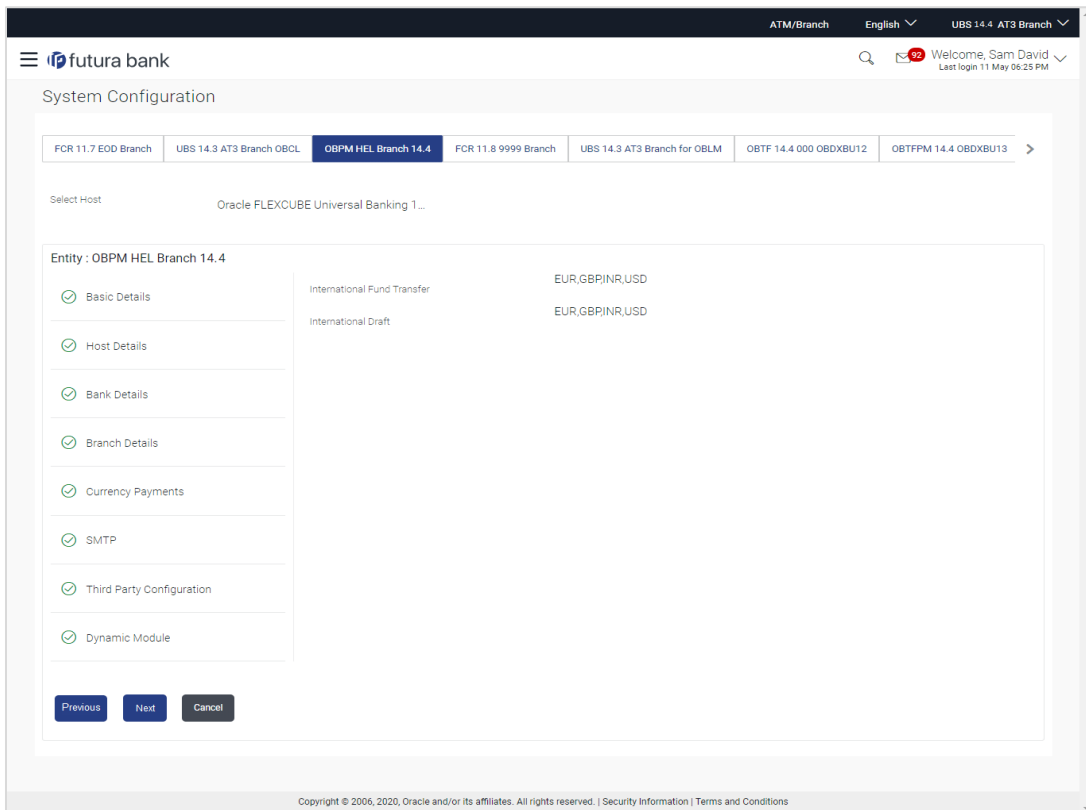
Field Description

Field Name	Description
Bank Code	Enter the unique code to identify the bank. You should specify the same bank code as specified in the previous section.
Branch Code	Enter the bank branch code.
Home Branch	Specify the home branch for the bank.
Local Currency	Select the local currency applicable for the bank.
Calculation Currency	Select the calculation currency applicable for the bank.

Field Name	Description
Region	Select the region of bank payments. The options are: <ul style="list-style-type: none"> • India • UK • SEPA

- In the **Bank Code** field, enter the code of the bank.
- In the **Branch Code** field, enter the code of the bank branch.
- In the **Home Branch** field, enter the code of the home branch of the bank.
- From the **Local Currency** list, select the local currency of the bank branch.
- From the **Calculation Currency** list, select the calculation currency of the bank.
- From the **Region** list, select the appropriate region.
- Click **Next**. The **System Configuration – SMTP** screen appears.
OR
Click **Previous** to go to the previous screen.
OR
Click **Cancel** to cancel the setup process.

System Configuration – Currency Payments



Field Description

Field Name	Description
International Fund Transfer	Specify the currencies that are applicable for international fund transfer transactions.
International Draft	Specify the currencies that are applicable for international draft transactions.

- For the **International Fund Transfer** transaction, select required currencies.
- For the **International Draft** transaction, select required currencies.
- Click **Next**. The **System Configuration –SMTP** screen appears.
OR
Click **Previous** to go to the previous screen.
OR
Click **Cancel** to cancel the setup process.

System Configuration – SMTP

The screenshot shows the 'System Configuration – SMTP' screen. At the top, there is a navigation bar with the 'futura bank' logo and user information: 'Welcome, Sam David' and 'Last login 11 May 06:25 PM'. Below the navigation bar, there are several tabs representing different branches, with 'OBPM HEL Branch 14.4' selected. The main content area is titled 'System Configuration' and shows a list of configuration steps on the left, with 'SMTP' selected. The right side displays the SMTP configuration details for the selected entity.

Entity : OBPM HEL Branch 14.4

- Basic Details
- Host Details
- Bank Details
- Branch Details
- Currency Payments
- SMTP
- Third Party Configuration
- Dynamic Module

Server Name: internal-mail-router.oracle.com
 Port: 25
 Sender Email Address: OBPAlert_EMERALD_ME@oracle.com
 Recipient Email Address:
 Authentication Required:
 Username:
 Password:

Buttons: Previous, Next, Cancel

Copyright © 2006, 2020, Oracle and/or its affiliates. All rights reserved. | Security Information | Terms and Conditions

Field Description

Field Name	Description
Server Name	Enter the address of the mail server.
Port	Enter the port number
Sender Email Address	Enter the email address of the sender.
Recipient Email Address	Enter the email address of the recipient.
Authentication Required	Select the check box, if authentication is required.
Username	Enter the user name.
Password	Enter the password.

- In the **Server Name** field, enter the address of the mail server.
- In the **Port** field, enter the port number.
- In the **Sender Email Address**, enter the email address of the sender.
- In the **Recipient Email Address**, enter the email address of the recipient.
- In the **Username**, enter user name.
- In the **Password** field, enter the password.
- Click **Send Test Mail** to check the setup done
- Click **Next**. The **System Configuration – Dynamic Module – Brand** screen appears.
OR
Click **Previous** to go to the previous screen.
OR
Click **Cancel** to cancel the setup process.

System Configuration – Dynamic Module – Brand

The screenshot shows the Futura Bank System Configuration interface. At the top, there is a navigation bar with 'ATM/Branch', 'English', and 'UBS 14.4 AT3 Branch'. Below this, the 'futura bank' logo is visible along with a user profile for 'Welcome, Sam David' and the last login time '11 May 06:25 PM'. The main heading is 'System Configuration'. A breadcrumb trail shows the current configuration path: 'FCR 11.7 EOD Branch' > 'UBS 14.3 AT3 Branch OBCL' > 'OBPM HEL Branch 14.4' > 'FCR 11.8 9999 Branch' > 'UBS 14.3 AT3 Branch for OBLM' > 'OBTF 14.4 000 OBDXBUI2' > 'OBTFPM 14.4 OBDXBUI3'. The 'Select Host' dropdown is set to 'Oracle FLEXCUBE Universal Banking 1...'. The 'Entity' is 'OBPM HEL Branch 14.4'. A list of configuration sections is shown on the left, with 'Dynamic Module' selected. Under 'Dynamic Module', the 'Brand' sub-section is expanded. The main content area displays two fields: 'Content Publisher URL' and 'Content Server URL', both with the value 'http://ofss310655.8003/digix/v1'. At the bottom of the configuration area are 'Previous', 'Next', and 'Cancel' buttons. A footer contains the copyright notice: 'Copyright © 2006, 2020, Oracle and/or its affiliates. All rights reserved. | Security Information | Terms and Conditions'.

Field Description

Field Name	Description
Content Publisher URL	Specify the URL of the content publisher.

Field Name	Description
Content Server URL	Specify the URL of the content server.

- In the **Content Publisher URL** field, enter the URL of content publisher.
- In the **Content Server URL** field, enter the URL of content server.
- Click **Next**. The System Configuration – Dynamic Module – Payments screen appears.
OR
Click **Previous** to go to the previous screen.
OR
Click **Cancel** to cancel the setup process.

System Configuration – Dynamic Module – Payments

The screenshot displays the 'System Configuration' page for 'Oracle FLEXCUBE Universal Banking 1...'. The 'Entity' is 'OBPM HEL Branch 14.4'. The left-hand navigation pane includes sections for 'Basic Details', 'Host Details', 'Bank Details', 'Branch Details', 'Currency Payments', 'SMTP', 'Third Party Configuration', and 'Dynamic Module'. The 'Dynamic Module' section is expanded to show a list of configuration parameters and their values:

Internal Fund Transfer With Forex Deal (Code)	BKOF
OBPM Host IP Address	whf00cof.in.oracle.com
OBPM Domestic Draft Network Code	INS_ISSUE
OBPM Instructed Currency Indicator	T
OBPM Draft Cancellation Payment Mode	C
Claim Money Link Expiry(days)	3
Domestic Fund Transfer - NEFT (Category)	OUPA
External Fund Transfer (Category)	OUPA
Domestic Fund Transfer - NEFT (Code)	OPFC
OBPM International Draft Payment Type	I
OBPM International Draft Instrument Code	MNGRCHK
External Payment Redirection URL	http://mum00boa:18777/home.html?module=home&homeComponent=external-payment-dashboard&homeModule=external-payment
Payee Photo - Retail (Y/N)	Y
SEPA Credit Payment - SI (Code)	SOPC
Domestic Fund Transfer (Code)	OPEX
OBPM Payment Transaction Type Outward	O
Self Fund Transfer (Category)	OUPA
Peer to Peer Payment (Code)	PBPO
OBPM Source Code	FCAT
Internal Fund Transfer (Category)	OUPA
Claim Payment URL	https://mumaa012.in.oracle.com:22443/index.html?homeComponent=claim-payment-dashboard&homeModule=claim-payment&menuNavigationAvailable=false
Number Of Days To Check Upcoming Payment	5
Bill Payment (Category)	FCOK
Peer to Peer External Payment (Category)	PFOU
Internal Fund Transfer - SI (Code)	BKOP
Self Fund Transfer - SI (Code)	BKOP
Max Multiple Transfer Limit for Retail Users	5
Domestic Fund Transfer (Category)	OUPA
UPI Request Money Max. Expiry Period (in days)	30
Self Fund Transfer With Forex Deal (Code)	BKOF
P2PRETRYCOUNT	2
OBPM Internal Fund Transfer Network Code	BOOK
Enable Upcoming Payment Check (Y/N)	N
Self Fund Transfer With Forex Deal (Category)	OPFX
SEPA Direct Debit Payments - SI (Category)	COCC
Payee Photo - Corporate (Y/N)	Y
Max Multiple Bill Payment Limit for Retail Users	5
Peer to Peer Payment (Category)	POUP
OBPM Domestic India Save Template?	N
Max Multiple Bill Payment Limit for Corporate Users	5
Bill Payment (Code)	BPAT
Enable payee edit in hours after payee creation or modification	1
Max Multiple Transfer Limit for Corporate Users	5
SEPA Direct Debit Payments - SI	SOUK

(Code)	
OBPM Source code	INTBANKING
Internal Fund Transfer (Code)	BKOP
GLAccountNumber	131120006
OBPM Domestic India Fund Transfer Network Code	TARGET2
Domestic Fund Transfer - RTGS (Code)	OPFD
OBPM Payment Transaction Type Inward	I
OBPM Domestic Draft Payment Type	I
OBPM International Draft Network Code	INS_ISSUE
OBPM Domestic India Fund Transfer Payment Method	TRA
Self Fund Transfer - SI (Category)	OUPA
OBPM Home Branch Code	HEL
OBPM Host Port Number	5014
Network suggestion (Y/N)	Y
Peer to Peer Internal Payment (Code)	PBKT
OBCL WS Version Number	141
Internal Fund Transfer - SI (Category)	OUPA
Domestic Fund Transfer - RTGS - SI (Category)	OUPA
Domestic Fund Transfer - RTGS - SI (Code)	OPFD
Process payment to next working day enabled (Y/N)	Y
OBPM User Id	FCATOP
OBPM Self Fund Transfer Network Code	BOOK
Corporate Service charges enabled (Y/N)	N
SEPA Credit Payment - SI (Category)	OUPA
Internal Transfer With Forex Deal (Category)	OPFX
OBPM SEPA Credit Fund Transfer Network Code	STEP2
OBPM WS Version Number	142
SEPA Direct Debit Payments (Code)	SOUC
SEPA Credit Payment (Category)	COPC
OBPM Domestic India Prefunded Payments?	N
Peer to Peer External Payment (Code)	P2PF
Domestic Fund Transfer - SI - NEFT (Code)	OPFC
International Fund Transfer (Code)	FTOC
OBPM Domestic India Fund Transfer Clearing System Id Code	USPID
International Draft (Code)	MCKP
Domestic Fund Transfer - RTGS (Category)	OUPA
Max. No. of Split Bill Contributors	10
Domestic Fund Transfer - SI - NEFT (Category)	OUPA
Retail Service charges enabled (Y/N)	N
External Fund Transfer	BKOP
Max. Invalid Attempts - Security PIN	5
Peer to Peer Internal Payment (Category)	PFOU
Self Fund Transfer (Code)	BKOP
OBPM Domestic Draft Instrument Code	DEMANDFT
SEPA Credit Payment (Code)	COPC
International Fund Transfer With Forex Deal (Code)	FTOC
OBPM Host code	HOST1
OBPM International Fund Transfer Network Code	SWIFT
OBPM SEPA Direct Debit Network Code	SDCO
SEPA Direct Debit Payments - SI (Category)	COCC
Multi-currency Support (Y/N)	Y

Field Description

Field Name	Description
Internal Fund Transfer with Forex Deal (Code)	Specify the product code for internal fund transfer with forex deal.
OBPM Host IP Address	Specify the host IP address for OBPM.
OBPM Domestic Draft Network Code	Specify the network code for OBPM domestic draft.
OBPM Instructed Currency Indicator	Specify whether the OBPM instructed currency indicator is available or not.
OBPM Draft Cancellation Payment Mode	Specify the payment mode for OBPM after draft cancellation.
Claim Money Link Expiry (days)	Specify the number of days after which the claim money link will expire.
Domestic Fund Transfer - NEFT (Category)	Specify the product category for domestic fund transfer with network type as NEFT and available for edit.
External Fund Transfer (Category)	Specify the product category for external fund transfer.
Domestic Fund Transfer - NEFT (Code)	Specify the product code for domestic fund transfer with network type as NEFT.
OBPM International Draft Payment Type	Specify the OBPM Payment for international draft type of transaction.
OBPM International Draft Instrument Code	Specify the instrument code for OBPM international draft.
External Payment Redirection URL	Specify the URL for the external payments.
Payee Photo - Retail (Y/N)	Specify whether the payee photo upload for retail user is enabled or not.
SEPA Credit Payment - SI (Code)	Specify the product code for SEPA credit payments with standing instructions.

Field Name	Description
Domestic Fund Transfer (Code)	Specify the product code for domestic fund transfer.
OBPM Payment Transaction Type Outward	Specify the OBPM Payment for outward type of transaction.
Self Fund Transfer (Category)	Specify the product category for self fund transfer.
Peer to Peer Payment (Code)	Specify the product code for peer to peer payments.
OBPM Source Code	Specify the source code for OBPM.
Internal Fund Transfer (Category)	Specify the product category for internal fund transfer.
Claim Payment URL	Specify the claim payment URL for the beneficiary to claim money transferred by the initiator.
Number of Days to Check Upcoming Payments	Specify the number of days to which the payment transaction is due for processing and available for edit.
Bill Payment (Category)	Specify the product category for bill payments.
Peer to Peer External Payment (Category)	Specify the product category for peer to peer external payments.
Internal Fund Transfer - SI (Code)	Specify the product code for internal transfer with standing instructions.
Self Fund Transfer - SI(Code)	Specify the product code for self fund transfer with standing instructions.
Max Multiple Transfer Limit for Retail Users	Specify the maximum number of fund transfer that a retail user can initiate in one go.
Domestic Fund Transfer (Category)	Specify the product category for domestic fund transfer.
UPI Request Money Max. Expiry Period (in days)	Specify the number of days after which the UPI request for money gets expired.

Field Name	Description
Self Fund Transfer with Forex Deal (Code)	Specify the product code for self fund transfer with forex deal.
P2PRETRYCOUNT	Specify the number of attempt for peer to peer attempt.
OBPM Internal Fund Transfer Network Code	Specify the network code for OBPM internal fund transfer.
Enable Upcoming Payment Check (Y/N)	Specify if the system needs to check for upcoming scheduled transfers (via Standing Instructions or Pay Later) due to a payee.
Self Fund Transfer with Forex Deal (Category)	Specify the product category for self fund transfer with forex deal.
SEPA Direct Debit Payments -SI (Category)	Specify the product category for SEPA direct debit payments with standing instructions.
Payee Photo - Corporate (Y/N)	Specify whether the payee photo upload for corporate user is enabled or not.
Max Multiple Bill Payment Limit for Retail Users	Specify the maximum number of bill payments that a retail user can initiate in one go.
Peer to Peer Payment (Category)	Specify the product category for peer to peer payments.
OBPM Domestic India Save Template?	Specify whether the OBPM domestic India template is saved or not.
Max Multiple Bill Payment Limit for Corporate Users	Specify the maximum number of bill payments that a corporate user can initiate in one go.
Bill Payment (Code)	Specify the product code for bill payments.
Enable payee edit in hours after payee creation or modification	Specify the time in hours for the payee to be enabled for modification after its creation.
Max Multiple Transfer Limit for corporate Users	Specify the maximum number of fund transfer that a corporate user can initiate in one go.

Field Name	Description
SEPA Direct Debit Payments -SI (Code)	Specify the product code for SEPA direct debit payments with standing instructions.
OBPM Source Code	Specify the source code for OBPM.
Internal Fund Transfer (Code)	Specify the product code for internal fund transfer
GLAccountNumber	Specify the GL account number.
OBPM Domestic India Fund Transfer Network Code	Specify the network code for OBPM domestic India fund transfer.
Domestic Fund Transfer- RTGS (Code)	Specify the product code for domestic fund transfer with network type as RTGS.
OBPM Payment Transaction Type Inward	Specify the OBPM Payment for inward type of transaction.
OBPM Domestic Draft Payment Type	Specify the OBPM Payment for domestic draft type of transaction.
OBPM International Draft Network Code	Specify the network code for OBPM international draft.
OBPM Domestic India Fund Transfer Payment Method	Specify the mode of fund transfer and payment method for OBPM domestic India.
Self Fund Transfer - SI (Category)	Specify the product category for self fund transfer with standing instructions.
OBPM Home Branch Code	Specify the OBPM home branch code.
OBPM Host port Number	Specify the OBPM host port number.
Network Suggestion (Y/N)	Specify whether the network suggestion is enabled or not.
Peer to Peer Internal Payment (Code)	Specify the product code for peer to peer internal payments.

Field Name	Description
OBCL WS Version Number	Specify the version number for OBCL host Web Service.
Internal Fund Transfer - SI (Category)	Specify the product category for internal transfer with standing instructions.
Domestic Fund Transfer RTGS -SI (Category)	Specify the product category for domestic fund transfer with standing instructions and network type as RTGS.
Domestic Fund Transfer RTGS -SI (Code)	Specify the product code for domestic fund transfer with standing instructions and network type as RTGS.
Process payment to next working day enabled (Y/N)	Specify whether the processing of payments for next working day is enabled.
OBPM User Id	Specify the user id for OBPM.
OBPM Self Fund Transfer Network Code	Specify the network code for OBPM self fund transfer.
Corporate Service Charge Enabled (Y/N)	Specify whether the corporate service charge is enabled or not.
SEPA Credit Payment - SI (Category)	Specify the product category for SEPA credit payments with standing instructions.
Internal Transfer with Forex Deal (Category)	Specify the product category for internal fund transfer with forex deal.
OBPM SEPA Credit Fund Transfer Network Code	Specify the network code for OBPM SEPA credit fund transfer.
OBPM WS Version Number	Specify the version number for OBPM host Web Service.
SEPA Direct Debit Payments (Code)	Specify the product code for SEPA direct debit payments.
SEPA Credit Payment (Category)	Specify the product category for SEPA credit payments.

Field Name	Description
OBPM Domestic India Prefunded Payments?	Specify whether the prefunded payments for OBPM domestic India.
Peer to Peer External Payment (Code)	Specify the product code for peer to peer external payments.
Domestic Fund Transfer-SI- NEFT (Code)	Specify the product code for domestic fund transfer with standing instructions and network type NEFT.
International Fund Transfer (Code)	Specify the product code for international fund transfer transaction.
OBPM Domestic India Fund Transfer Clearing System Id Code	Specify the clearing system Id code for OBPM Domestic India fund transfer.
International Draft (Code)	Specify the product code for international draft.
Domestic Fund Transfer- RTGS (Category)	Specify the product category for domestic fund transfer with network type as RTGS.
Max. No. of Split Bill Contributors	Specify the number of users that can contribute for splitting a bill.
Domestic Fund Transfer-SI- NEFT (Category)	Specify the product category for domestic fund transfer with standing instructions and network type NEFT.
Retail Service Charge Enabled (Y/N)	Specify whether the retail service charge is enabled or not.
External Fund Transfer	Specify the product code/ category for external fund transfer.
Max Invalid Attempts - Security PIN	Specify the number of invalid attempts allowed if entering the wrong PIN.
Peer to Peer Internal Payment (Category)	Specify the product category for peer to peer internal payments.
Self Fund Transfer (Code)	Specify the product code for self fund transfer.

Field Name	Description
OBPM Domestic Draft Instrument Code	Specify the instrument code for OBPM domestic draft.
SEPA Credit Payment (Code)	Specify the product code for SEPA credit payments.
International Fund Transfer with Forex Deal (Code)	Specify the product code for international fund transfer with forex deal.
OBPM Host Code	Specify the host code for OBPM.
OBPM International Fund Transfer Network Code	Specify the network code for OBPM International fund transfer.
OBPM SEPA Direct Debit Network Code	Specify network code for OBPM SEPA direct debit.
Multi-currency Support (Y/N)	Specify whether multi-currency support is enabled or not.
SEPA Direct Debit Payments -SI (Category)	Specify the product category for SEPA direct debit payments with standing instructions.

Note: The fields appearing in the System Configuration – Dynamic Module – Payments tab depends on the settings done at the back end and is dynamic in nature.

- Enter the required details in the Payments section.
- Click **Next**. The System Configuration – Dynamic Module – **Wealth Management** screen appears.
OR
Click **Previous** to go to the previous screen.
OR
Click **Cancel** to cancel the setup process.

System Configuration – Dynamic Module – Wealth Management

Wealth Management is not supported with OBPM as the host system.

- Click **Next**. The System Configuration – Dynamic Module – **Other Module** screen appears.
OR
Click **Previous** to go to the previous screen.
OR
Click **Cancel** to cancel the setup process.

System Configuration – Dynamic Module - Other Module

ATM/Branch
English
UBS 14.4 AT3 Branch

futura bank
Welcome, Sam David
Last login 11 May 06:25 PM

System Configuration

FCR 11.7 EOD Branch
UBS 14.3 AT3 Branch OBCL
OBPM HEL Branch 14.4
FCR 11.8 9999 Branch
UBS 14.3 AT3 Branch for OBLM
OBTF 14.4.000 OBDXBUI2
OBTFPM 14.4 OBDXBUI3

Select Host Oracle FLEXCUBE Universal Banking 1...

Entity : OBPM HEL Branch 14.4

- Basic Details
- Host Details
- Bank Details
- Branch Details
- Currency Payments
- SMTP
- Third Party Configuration
- Dynamic Module
 - > Brand
 - > Payment
 - > WealthManagement
 - > WALLET
 - > OTHERMODULE
 - > File Upload
 - > ForexDeal
 - > Origination

OBVAM User Id	OBDXUSER	Oracle Live Experience Cloud User ID	oraclefsgbuobdx
IDCS Host IP	obdx-tenant01.identity.c9dev0.oc9qadev.com	OBLM Checker Id	OBDXLMADMIN2
Deposit installment Amount Limit	50000	IPM Host IP address	
Feedback for a Transaction	ALWAYS	OBVAM No. of Remitters Limit	2
QAUTH IP	mum00boa	Application Server for Oracle FLEXCUBE Universal Banking	
Host Server IP for Oracle Financial Lending and Leasing	10.40.64.38	IPM Host application name	
OBCFPM Branch Code	004	OBVAM IP	whf00cdm.in.oracle.com
Corporate User Supported Auth Type	OTP~R_SOFT_TOKEN~T_SOFT_TOKEN~SEC_QUEUE_PUSH_OOB	OBVAM IP	10.184.151.55
Identification Types	REMOTE_CLOSE_ENUM	UBS File Handoff Host Port	5014
Application Server Port for Oracle Banking Platform	13003	Host Server IP for Oracle FLEXCUBE Universal Banking	10.40.64.38
OBVAM token expiry time in seconds	300	OBVAM Offset Transaction Code	PAY
Duration of future start date in days.	180	Deposit Cumulative Amount Limit	500000
Supported Auth Type for Transactions	OTP~SOFT_TOKEN	OBCFPM IP	10.40.64.235
UBS File Handoff Host IP	10.40.64.38	OBSOF Branch Code	004
OBLM Maker Id	OBDXLMADMIN1	OBSOF IP	whf00agj.in.oracle.com
FATCA Compliance check required(Y/N)	N	OBTFPM User Id For Initiate LC	
OBLM IP	10.184.158.191	Flag to enable SSL	false
OBVAM Port	9031	IDCS Connection Scheme	https
OBCFPM User Id	BHARATH	Application Server Port for Oracle Business Intelligence Publisher	9502
TD Pool Code	POOL1	OBLM Port	7005
OBVAM Branch Code	000	Host Server Port for Oracle FLEXCUBE Universal Banking	5014
Retail User Supported Auth Type	OTP~R_SOFT_TOKEN~T_SOFT_TOKEN~SEC_QUEUE_PUSH_OOB	Handoff File Path for FCORE	/scratch/obdx/wls/handoff/FCORE
OBSOF Host Id	DFV	Identity Management	N

> ServiceRequest

> Common

OBVAM Remitter Record Status	O	OBVAM Branch Code	LMB
Allow Multiple Goods (Y/N)	N	Anonymous Security Policy	oracle/wss_username_token_client_policy
Administrator Supported Auth Type	OTP~R_SOFT_TOKEN~T_SOFT_TOKEN~SEC	OBVAM App Id - Fetch Document List	CMNCORE
Application Server IP for Oracle Business Intelligence Publisher	10.40.136.72	Handoff File Path for UBS	/scratch/obdx/wls/handoff/UBS
Duration of Active Program in days	1000	OBSCF Port	7003
OBVAM Port	7531	OBVAM App Id - Evaluate Collateral	CLLTRL
OBVAM User Id	LMADMIN1	OBVAM Port	8003
Oracle Live Experience Cloud Tenant ID	oraclefsgbuobdx	Live Experience Host IP	live.oraclecloud.com
IDCS Host Port	443	ELDM Host port	7103
Host Server Port for Oracle Financial Lending and Leasing	5014	Currency Support in Approval Rules	true
OBVAM HOST IP	10.184.159.212	OBVAM Transaction Code	PAY
Application Server for Oracle Banking Platform	mumaa012.in.oracle.com	Host WSDL Version	124
Allow Touch Point Level Limit Definition (Y/N)	Y	OBVAM App Id - Fetch Account Details	LMM
Application Server Port for Oracle FLEXCUBE Universal Banking		Supported Auth Type for Login	OTP~R_SOFT_TOKEN~T_SOFT_TOKEN~SEC
OBVAM App Id - Amend facility	FCLTYP	OBVAM IP	whf00mdj
Open Term Deposit Threshold Amount	50000	Fetch Guarantee Type from Host (Y/N)	N
IPM Host port		Number of Cheque Books enabled (Y/N)	Y
Virtual Account Management Qualified(Y/N)	N	Limits Effective from Same Day (Y/N)	Y
MO IP	10.184.160.23	OBVAM App Id - Read Collateral Application	CLLTRL
OAUTH Port	18003	Live Experience Host Port	443
MO Port	7003	Date Default	CURRENT
OBVAM token expiry time in seconds	30	OBVAM Source Code	OBDX
Anonymous Security Key Name	origination_owasm_key	OBVAM Host port	8555
OBVAM Transaction Default Currency	GBP	OBVAM Balance Range for Cash Position	-10000~0~10000~50000
OBVAM Balance Trends Points	5	OBVAM Balance Trends Period	120
OBVAM Virtual Account Statement Period	999	ISD CODE Enumeration Provider	com.ofss.digix.extiface.common.ubs124.impl.
Supported Auth Type for Transactions	OTP	OBSCF token expiry time in seconds	10
OBVAM Branch Code	937	OBVAM App Id	OBVAM
OBVAM User Id	OBVAMUSER	OBVAM Host port	9100
OBVAM token expiry time in seconds	300	Auth Type for Wallet Registration	OTP
OBVAM Host IP address	whf00gj.in.oracle.com		

Previous
Next
Cancel

Copyright © 2006, 2020, Oracle and/or its affiliates. All rights reserved. | Security Information | Terms and Conditions

Field Description

Field Name	Description
OBVAM User Id	Specify the User ID for OBVAM system.
Oracle Live Experience Cloud User ID	Specify the User ID for Oracle cloud live experience system.
IDCS Host IP	Specify the Host IP of the IDCS host system.
OBLM Checker ID	Specify the administrator checker ID for all the transaction of OBLM.

Deposit Installment Amount Limit	Specify the maximum limit for the deposit installment amount.
IPM Host IP address	Specify the IP address for the IPM host system.
Feedback for a Transaction	Specify whether the feedback for a transaction is required.
OBVAM No. of Remitters List	Specify the number of remitter lists maintained in OBVAM. It is not mandatory to specify the parameter value for OBPM as the host system.
OAuth IP	Specify the host IP address for the OAuth.
Application Server for Oracle FLEXCUBE Universal Banking	Specify the address of the application server host for Oracle FLEXCUBE Universal Banking.
Host Server IP for Oracle Financial Lending and Leasing	Specify the host server IP of the Oracle Financial Lending and Leasing system.
IPM Host application name	Specify the IPM host application name.
OBCFPM Branch Code	Specify the branch code of the set Branch for OBCFPM.
OBVAM IP	Specify the Host IP of the OBVAM. It is not mandatory to display the parameter value for OBPM as the host system.
Corporate User Supported Auth Type	Specify the authorization type supported by the application for corporate users.
ELCM Host IP	Specify the host IP address for ELCM.
Identification Types	Specify the identification type whether it is from local or remote. It is not mandatory to specify the parameter value for OBPM as the host system.
UBS File Handoff Host Port	Specify the port number for UBS file handoff.
Application Server Port for Oracle Banking Platform	Specify the port of the application server for Oracle Banking Platform.
Host Server IP for Oracle FLEXCUBE Universal Banking	Specify the host server IP of the Oracle FLEXCUBE Universal Banking system.
OBVAM token expiry time in seconds	Specify the token refresh time in seconds for the API calls for OBVAM.

OBVAM Offset Transaction Code	Specify the offset transaction code for OBVAM. It is not mandatory to specify the parameter value for OBPM as the host system.
Duration of future start date in days	Specify the duration of future start date in days
Deposit Cumulative Amount Limit	Specify the cumulative limit to deposit the amount.
Supported Auth Type for Transactions	Specify the authorization type supported by the application for the transactions.
OBCFPM IP	Specify the IP address for OBCFPM.
UBS File Handoff Host IP	Specify the host IP address for UBS file handoff.
OBSCF Branch Code	Specify the branch code of the set Branch for OBSCF.
Default Days for Upcoming Repayments	Displays the no of future dates to be included for showing upcoming finance repayment in Upcoming Repayment Widget
OBLM Maker ID	Specify the administrator maker ID for all the transaction of OBLM.
OBSCF IP	Specify the IP address for OBSCF.
FATCA Compliance check required (Y/ N)	Specify whether the FATCA and CRS compliance check is required or not for business users. It is not mandatory to specify the parameter value for OBPM as the host system.
OBLM IP	Specify the host IP address for the OBLM.
OBVAM Port	Specify the port for the OBVAM host system.
Flag to enable SSL	Specify if the flag for SSL needs to be enabled.
OBCFPM User Id	Specify the user id for OBCFPM.
IDCS Connection Scheme	Specify the IDCS connection scheme.
TD Pool Code	Specify the pool code for TD account type. It is not mandatory to specify the parameter value for OBPM as the host system.
Application Server Port for Oracle Business Intelligence Publisher	Specify the port number for Oracle Business Intelligence Publisher host system.

OBVAM Branch Code	Specify the bank branch code maintained in OBVAM. It is not mandatory to specify the parameter value for OBPM as the host system.
OBLM Port	Specify the port for the OBLM host system. It is not mandatory to specify the parameter value for OBPM as the host system.
Host Server Port for Oracle FLEXCUBE Universal Banking	Specify the host server port for Oracle FLEXCUBE Universal Banking host system.
Retail User Supported Auth Type	Specify the authorization type supported by the application for retail users.
IDCS OBDX Client Id	Specify the IDCS OBDX client unique identification number.
Handoff File Path for FCORE	Specify the hand-off file path for FCORE host system
OBSCF User Id	Specify the user id for OBSCF.
Liquidity Management Qualified (Y/N)	Specify whether the host is qualified with liquidity management.
OBVAM Remitter Record Status	Specify the remitter record status for OBVAM.
OBLM Branch Code	Specify the branch code of the set Branch for OBLM.
Allow Multiple Goods (Y/N)	Specify whether multiple goods are allowed or not as part of trade finance transactions. It is not mandatory to specify the parameter value for OBPM as the host system.
Anonymous Security Policy	Specify the security policy that is applicable for anonymous users i.e. users not logged in.
Administrator Supported Auth Type	Specify the authorization type supported by the application for administrator users.
OBCFPM App Id - Fetch Document List	Specify the application ID to fetch document list of all the OBCFPM accounts.
Application Server IP for Oracle Business Intelligence Publisher	Specify the application server IP of the Oracle Business Intelligence Publisher host system.
Handoff File Path for UBS	Specify the hand-off file path for UBS host system.
Duration of Active Programs in Days	Specify the duration of active programs in days.

OBSCF Port	Specify the port number for OBSCF.
OBCFPM Port	Specify the port set for OBCFPM.
OBCFPM App Id - Evaluate Collateral	Specify the OBCFPM application ID to evaluate the collateral.
OBLM User ID	Specify the user ID for all the transaction of OBLM.
OBCLPM Port	Specify the port number for OBCLPM.
Oracle Live Experience Cloud Tenant ID	Specify the Cloud Tenant ID defined for Oracle Live Experience.
Live Experience Host IP	Specify the host IP address for the live experience system.
IDCS Host Port	Specify the port for the IDCS host system.
ELCM Host Port	Specify the host port set for ELCM.
Host Server Port for Oracle Financial Lending and Leasing	Specify the host server port for Oracle Financial Lending and Leasing system.
Currency Support In Approval Rules	Specify if currency as a parameter is supported in approval rules.
OBCL Host IP	Specify the host IP address for OBCL.
OBVAM Transaction Code	Specify the transaction code for OBVAM. It is not mandatory to specify the parameter value for OBPM as the host system.
Application Server for Oracle Banking Platform	Specify the address of the application server host for Oracle Banking Platform.
Host WSDL Version	Specify the host WSDL version number.
Allows Touch Point Level Limit Definition (Y/N)	Specify whether the touch point level limit definition is allowed or not.
OBSCF token expiry time in seconds	Specify the token refresh time in seconds for the API calls for OBSCF.
OBLM App Id - Fetch Account Details	Specify the application ID to fetch details of all the OBLM accounts.

Application Server Port for Oracle FLEXCUBE Universal Banking	Specify the application server port for Oracle FLEXCUBE Universal Banking.
Supported Auth Type for Login	Specify the authorization type supported by the application for logging in the application for the users.
OBCFPM App Id - Amend facility	Specify the OBCFPM application ID to amend the facility.
OBCLPM IP	Specify the host IP address for the OBCLPM. It is not mandatory to specify the parameter value for OBPM as the host system.
Open Term Deposit Threshold Amount	Specify the threshold amount for term deposit and available for edit.
Fetch Guarantee Type from Host (Y/ N)	Specify whether the fetching of guarantee type from host is required or not.
IPM Host port	Specify the IPM host port.
Number of Cheque Books enabled (Y/N)	Specify whether the number of cheque books flag is enabled or not.
Virtual Account Management Qualified (Y/N)	Specify whether the transaction is qualified with virtual account management.
Limits Effective from Same Day (Y/N)	Specify if limits are effective from the same day or next day.
MO IP	Specify the IP address for MO.
OBCFPM App Id - Read Collateral Application	Specify the OBCFPM application ID to read the collateral application.
OAUTH Port	Specify the port for the OAuth host system.
Live Experience Host Port	Specify the port for the live experience host system.
MO Port	Specify the port number for Mid Office applications (for common document upload and download service across the mid offices).
Date Default	Specify the default date for the system. It is not mandatory to specify the parameter value for OBPM as the host system.
OBVAM Source Code	Specify the source code for OBVAM.

Anonymous Security Key Name	Specify the security key name for anonymous users. It is not mandatory to specify the parameter value for OBPM as the host system.
OBCL Host Port	Specify the host port set for OBCL.
OBVAM Transaction Default Currency	Specify the default currency for OBVAM transaction.
IDCS OBDX Client Secret	Specify the IDCS OBDX client secret number.
OBVAM Balance Range for Cash Position	Specify the balance range configuration for Cash Position Widget.
OBVAM Balance Trends Points	Specify the property to configure intervals for a given 'VAM_TREND_PERIOD' for balance trend widget.
OBVAM Balance Trends Period	Specify the property to configure number of days from the current date for balance trend widget.
OBVAM Virtual Account Statement Period	Specify the virtual account property to configure default 'From Date' and 'To Date' to fetch statements in cash position widget for OBVAM.
Supported Auth Type for Transactions	Specify the authorization type supported by the application for the transactions.

Note: The fields appearing in the System Configuration – Dynamic Module – Other Module tab depends on the settings done at the back end and is dynamic in nature.

- Enter the relevant details in the Dynamic Module - Other Module tab.
- Click **Next**. The **System Configuration – Dynamic Module – File Upload** screen appears.
OR
Click **Previous** to go to the previous screen.
OR
Click **Cancel** to cancel the setup process.

System Configuration – Dynamic Module – File Upload

The screenshot shows the 'System Configuration' interface for 'futura bank'. The user is logged in as 'Sam David' (Last login: 11 May 06:25 PM). The current entity is 'OBPM HEL Branch 14.4'. The 'Dynamic Module' section is expanded, showing a list of sub-modules: Brand, Payment, WealthManagement, WALLET, OTHERMODULE, File Upload, ForexDeal, Origination, ServiceRequest, and Common. The 'File Upload' sub-module is selected, and the 'Work Area Path' and 'Response File Path' are both set to '/home/devops/obdx/fileupload'. The 'Basic Details' sub-module is also expanded, showing a 'Select Host' dropdown with 'Oracle FLEXCUBE Universal Banking 1...' selected. At the bottom, there are 'Previous', 'Next', and 'Cancel' buttons.

Copyright © 2006, 2020, Oracle and/or its affiliates. All rights reserved. | Security Information | Terms and Conditions

Field Description

Field Name	Description
Work Area Path	Specify the work area path for bulk transactions.
Response File Path	Specify the response file path for bulk transactions.

- In the **Work Area Path** field, enter the path on the server where the uploaded files will reside.
- In the **Response File Path** field, enter the path of the server where the response file will reside.
- Click **Next**. The **System Configuration – Dynamic Module – Forex Deal** screen appears.
OR
Click **Previous** to go to the previous screen.
OR
Click **Cancel** to cancel the setup process.

System Configuration – Dynamic Module – Forex Deal

Forex Deal is not supported with OBPM as the host system.

- Click **Next**. The **System Configuration – Dynamic Module – Origination** screen appears.
OR
Click **Previous** to go to the previous screen.
OR
Click **Cancel** to cancel the setup process.

System Configuration – Dynamic Module - Origination

Origination is not supported with OBPM as the host system.

- Click **Next**. The **System Configuration – Dynamic Module – Service Request** screen appears.
OR
Click **Previous** to go to the previous screen.
OR
Click **Cancel** to cancel the setup process.

System Configuration – Dynamic Module – Service Request

The screenshot shows the 'System Configuration' page for 'OBPM HEL Branch 14.4'. The interface includes a top navigation bar with 'futura bank' logo, user information 'Welcome, Sam David', and a search icon. Below the navigation bar, there are tabs for different branches, with 'OBPM HEL Branch 14.4' selected. The main content area is titled 'System Configuration' and shows 'Select Host' as 'Oracle FLEXCUBE Universal Banking 1...'. The 'Entity: OBPM HEL Branch 14.4' section contains a list of configuration items on the left and a table of values on the right.

Entity: OBPM HEL Branch 14.4	Value	Service Request Persistence Type
Request Submission Expiration Duration (in days)	120	INTERNAL
Service Request Turnaround Time	5	

Navigation buttons at the bottom: Previous, Next, Cancel.

Copyright © 2006, 2020, Oracle and/or its affiliates. All rights reserved. | Security Information | Terms and Conditions

Field Description

Field Name	Description
Request Expiration duration (in days)	Specify the number of days post which the raised Service Request data will not be available for business user. For e.g. If this field is defined as 180 days, then the business user can view his raised service requests for last 180 days.
Service Request Persistent Type	<p>This is to decide if the raised service request data has to be persisted locally in OBDX database or it has to be sent to a third party CRM system. The options available in this field are:</p> <ul style="list-style-type: none"> • Internal – For persisting the data in OBDX • External – For persisting the data in third party system. <p>Note: There is no out of the box integration available for a third party system for persisting the raised service request data.</p>
Service Request Turnaround Time	Specify predefined processing time within which the administrator should take action on a raised Service Request. If the service request processing time has passed this turnaround time, then an exclamation flag starts appearing against the raised Service Request in Request processing screen. This flag helps administrator in understanding that these service requests have already passed the turnaround time and should be actioned at the earliest.

- In the **Request Expiration duration (in days)** field, specify the number of days post which the raised service request will not be available to business user.
- In the **Service Request Persistent Type** field, specify if persisted data needs to locally stored or to third party system.
- In the **Service Request Turnaround Time** field, specify the processing time within which administrator should take action on the request.
- Click **Next**. The System Configuration – Dynamic Module – Common screen appears.
OR
Click **Previous** to go to the previous screen.
OR
Click **Cancel** to cancel the setup process.

System Configuration – Dynamic Module - Common

The screenshot shows the Futura Bank System Configuration interface. At the top, there is a navigation bar with 'ATM/Branch', 'English', and 'UBS 14.4 AT3 Branch'. Below this is the Futura Bank logo and a user profile for 'Welcome, Sam David' with the last login time '11 May 06:25 PM'. The main heading is 'System Configuration'. A breadcrumb trail shows several branches, with 'OBPM HEL Branch 14.4' selected. Below the breadcrumb, it says 'Select Host Oracle FLEXCUBE Universal Banking 1...'. The main content area is titled 'Entity : OBPM HEL Branch 14.4' and contains a list of configuration sections: Basic Details, Host Details, Bank Details, Branch Details, Currency Payments, SMTP, Third Party Configuration, Dynamic Module, Brand, Payment, WealthManagement, WALLETT, OTHERMODULE, File Upload, ForexDeal, Origination, ServiceRequest, and Common. The 'Dynamic Module' section is expanded, showing the 'Common' sub-section. At the bottom of the configuration area are 'Previous', 'Save', and 'Cancel' buttons. A footer contains the copyright notice: 'Copyright © 2006, 2020, Oracle and/or its affiliates. All rights reserved. | Security Information | Terms and Conditions'.

Field Description

Field Name	Description
Batch Redirection Host Port	Displays the host port for batch redirection and is available for edit. Note: It should be left blank except for IDCS where it should be OHS Host and Port, e.g. host: port (mum00c:2222).

- In the Batch Redirection Host Port field, enter the host port number.
- Click **Save**.
OR
Click **Previous** to go to the previous screen.
OR
Click **Cancel** to cancel the transaction.
- The success message along with the reference number and status appears.
Click **OK** to complete the process.

6.1 System Configuration – OBPM – View and Edit

Using this option the system administrator can view and edit the system configuration details that have already been created.

- The System Administrator logs in to the application using valid login credentials. The System Configuration screen with multiple entities if defined appears in the editable form.
- Select the desired entity for which you wish to edit the details.

Note: Edit of entity details is the same as covered in the above section for UBS as the host system.

System Configuration - Basic Details - View

Select Host Oracle FLEXCUBE Universal Banking 14.5.0.0.0

Entity : UBS OBPM 14.4 HEL Branch

Web Server Host	100.76.133.230	Web Server Port	21077
Application Server Host	100.76.133.230	Application Server Port	7003

Copyright © 2006, 2020, Oracle and/or its affiliates. All rights reserved. | Security Information | Terms and Conditions

- Select the **Host System** as **OBPM** to edit the OBPM configuration.
- Click **Edit** to edit the Basic Details. The **System Configuration - Basic Details** screen appears in editable form.
OR
Click **Cancel** to cancel the transaction.

System Configuration - Basic Details - Edit

System Administrator ▾ | ATM & Branch Locator | English ▾ | UBS OBPM 14.4 HEL Branch ▾

Welcome, Administrator Nelson ▾
Last login 25 Jul 01:24 PM

System Configuration

UBS OBPM 14.4 HEL Branch
OBTFFPM 14.4 OBDXBU1
RPM 14.4
UBS 14.4 AT3 BRANCH
OBPM 14.x INNV OBDXBU_8
FCR11.10
OBPM 14.5 MNT OBDXE >

Select Host Oracle FLEXCUBE Universal Banking 14.5.0.0.0

Entity : UBS OBPM 14.4 HEL Branch

- Basic Details
- Host Details
- Bank Details
- Branch Details
- SMTP Configuration
- Third Party Configuration
- Dynamic Module

Web Server Host	100.76.133.230	Web Server Port	21077
Application Server Host	100.76.133.230	Application Server Port	7003

Save
Cancel

Copyright © 2006, 2020, Oracle and/or its affiliates. All rights reserved. | [SecurityInformation](#) | [Terms and Conditions](#)

Field Description

Field Name	Description
Web Server Host	Displays the web server host details and available for edit.
Web Server Port	Displays the port number of the web server and available for edit.
Application Server Host	Displays the application server host details and available for edit.

Field Name	Description
Application Server Port	Displays the port number of the application server and available for edit.

- In the **Web Server Host** field, edit the host name of the web server if required.
- In the **Web Server Port** field, edit the port number of the web server if required.
- In the **Application Server Host** field, edit the host name of the application server if required.
- In the **Application Server Port** field, edit the port number of the application server port if required.
- Click **Save** to save the changes.
OR
Click **Cancel** to cancel the transaction.
- The **System Configuration - Basic Details - Review** screen appears. Verify the details, and click **Confirm**.
OR
Click **Cancel** to cancel the transaction.
OR
Click the Bank Details, Host Details, Branch Details or Dynamic Module tabs to view and edit the respective details if required.
- The screen with success message along with the reference number and status appears. Click **OK** to complete the transaction.

6.1.1 **System Configuration – Host Details – View and Edit**

Using this option System Administrator maintains the host configuration. These details once defined can be viewed and edited using this transaction.

To edit the host details:

- Click on **System Configuration** option on the dashboard and navigate to the host details tab. The default option is 'View'.

Host Details - View

System Administrator | ATM & Branch Locator | English | UBS OBPM 14.4 HEL Branch

futura bank Search ... Welcome, Administrator Nelson
Last login 25 Jul 01:24 PM

System Configuration

UBS OBPM 14.4 HEL Branch
OBTfPM 14.4 OBDXBUI
RPM 14.4
UBS 14.4 AT3 BRANCH
OBPM 14.x INNv OBDXBUI_8
FCR11.10
OBPM 14.5 MNT OBDXE

Select Host Oracle FLEXCUBE Universal Banking 14.5.0.0.0

Entity : UBS OBPM 14.4 HEL Branch

<input checked="" type="checkbox"/> Basic Details <input checked="" type="checkbox"/> Host Details <input checked="" type="checkbox"/> Bank Details <input checked="" type="checkbox"/> Branch Details <input checked="" type="checkbox"/> SMTP <input checked="" type="checkbox"/> Third Party Configuration <input checked="" type="checkbox"/> Dynamic Module	<table style="width: 100%; border-collapse: collapse;"> <tr> <td style="width: 30%;">Host Name</td> <td style="width: 30%;">UBS</td> <td style="width: 30%;">Host Version</td> <td style="width: 10%;">14.5</td> </tr> <tr> <td>Gateway IP</td> <td>100.76.131.134</td> <td>Port</td> <td>7003</td> </tr> <tr> <td>Channel</td> <td>IB</td> <td></td> <td></td> </tr> </table>	Host Name	UBS	Host Version	14.5	Gateway IP	100.76.131.134	Port	7003	Channel	IB		
Host Name	UBS	Host Version	14.5										
Gateway IP	100.76.131.134	Port	7003										
Channel	IB												

Edit
Cancel

Copyright © 2006, 2020, Oracle and/or its affiliates. All rights reserved. [SecurityInformation] Terms and Conditions

- Click **Edit** to edit the Host Details. The **System Configuration - Host Details** screen appears in editable form.
OR
Click **Cancel** to cancel the transaction.

Host Details - Edit

System Administrator | ATM & Branch Locator | English | UBS OBPM 14.4 HEL Branch

futura bank Search ... Welcome, Administrator Nelson
Last login 25 Jul 01:24 PM

System Configuration

UBS OBPM 14.4 HEL Branch
OBTfPM 14.4 OBdXBu1
RPM 14.4
UBS 14.4 AT3 BRANCH
OBPM 14.x INNv OBdXBu_8
FCR11.10
OBPM 14.5 MNT OBdXbE >

Select Host Oracle FLEXcUBE Universal Banking 14.5.0.0.0

Entity : UBS OBPM 14.4 HEL Branch

<ul style="list-style-type: none"> <li style="border-bottom: 1px solid #ccc; padding: 5px;"><input checked="" type="checkbox"/> Basic Details <li style="border-bottom: 1px solid #ccc; padding: 5px;"><input checked="" type="checkbox"/> Host Details <li style="border-bottom: 1px solid #ccc; padding: 5px;"><input checked="" type="checkbox"/> Bank Details <li style="border-bottom: 1px solid #ccc; padding: 5px;"><input checked="" type="checkbox"/> Branch Details <li style="border-bottom: 1px solid #ccc; padding: 5px;"><input checked="" type="checkbox"/> SMTP <li style="border-bottom: 1px solid #ccc; padding: 5px;"><input checked="" type="checkbox"/> Third Party Configuration <li style="padding: 5px;"><input checked="" type="checkbox"/> Dynamic Module 	<table style="width: 100%; border-collapse: collapse;"> <tr> <td style="width: 30%;">Host Name</td> <td style="width: 30%;">UBS</td> <td style="width: 20%;">Host Version</td> <td style="width: 20%;">14.5</td> </tr> <tr> <td>Gateway IP</td> <td>100.76.131.134</td> <td>Port</td> <td>7003</td> </tr> <tr> <td>Channel</td> <td>IB</td> <td colspan="2"></td> </tr> <tr> <td colspan="4">Check Host Availability</td> </tr> </table>	Host Name	UBS	Host Version	14.5	Gateway IP	100.76.131.134	Port	7003	Channel	IB			Check Host Availability			
Host Name	UBS	Host Version	14.5														
Gateway IP	100.76.131.134	Port	7003														
Channel	IB																
Check Host Availability																	

Save
Cancel

Copyright © 2006, 2020, Oracle and/or its affiliates. All rights reserved. [Security Information](#) [Terms and Conditions](#)

Field Description

Field Name	Description
Host Name	Displays the host name of the channel banking platform. This field is not editable
Host Version	Displays the host version of the channel platform and available for edit.
Gateway IP	Displays the Gateway IP of the selected host system and available for edit.
Port	Displays the port number of the host system and available for edit.

Field Name	Description
Channel	Displays the channel as IB to access the application.
Check Host Availability	Click to check if the Host is available for the new details input as part of edit.

- From the **Host Version** list, select the version of the host, if required.
- In the **Gateway IP** field, edit the gateway IP address of the host.
- In the **Port** field, edit the port number of the server.
- In the **Channel** field, edit the channel to access the application.
- Click the **Check Host Availability** link to check the host availability. The message of successful testing appears.
- Click **Save** to save the changes.
OR
Click **Cancel** to cancel the transaction.
- The **System Configuration - Host Details - Review** screen appears. Verify the details, and click Confirm.
OR
Click **Cancel** to cancel the transaction.
OR
Click the Basic Details, Bank Details, Branch Details or Dynamic Module tabs to view and edit the respective details if required.
- The screen with success message along with the reference number and status appears. Click **OK** to complete the transaction.

6.1.2 System Configuration – Bank Details – View and Edit

Using this option System Administrator maintains the bank details. These details once defined can be viewed and edited using this transaction.

To view and edit the bank details:

- Click on **System Configuration** option on the dashboard and navigate to the bank details tab. The default option is **'View'**.

Bank Details - View

Select Host Oracle FLEXCUBE Universal Banking 14.5.0.0.0

Entity : UBS OBPM 14.4 HEL Branch

- Basic Details
- Host Details
- Bank Details
- Branch Details
- SMTP
- Third Party Configuration
- Dynamic Module

Bank Code	001	Bank Group Code	ZIGGRP
Bank Name	ZIG BANK	Bank Short Name	ZIG
Address Line 1	Test	Address Line 2	Test
Address Line 3	Test	Country	GB
Zip Code	656911	Allowed Account Types	<input checked="" type="checkbox"/> Conventional <input checked="" type="checkbox"/> Islamic <input type="checkbox"/> Recurring Deposit
Bank Currency	EUR	Bank Help Line Number	

[Edit](#) [Cancel](#)

Copyright © 2006, 2020, Oracle and/or its affiliates. All rights reserved. | Security Information | Terms and Conditions

- Click **Edit** to edit the Bank Details. The **System Configuration - Bank Details** screen appears in editable form.

Bank Details - Edit

System Administrator
ATM & Branch Locator
English
UBS OBPM 14.4 HEL Branch

Search ... Welcome, Administrator Nelson
Last login 25 Jul 01:24 PM

System Configuration

UBS OBPM 14.4 HEL Branch
OBTfPM 14.4 OBDXBUI
RPM 14.4
UBS 14.4 AT3 BRANCH
OBPM 14.x INNV OBDXBU_8
FCR11.10
OBPM 14.5 MNT OBDXE

Select Host Oracle FLEXCUBE Universal Banking 14.5.0.0.0

Entity : UBS OBPM 14.4 HEL Branch

- Basic Details
- Host Details
- Bank Details
- Branch Details
- SMTP
- Third Party Configuration
- Dynamic Module

Bank Code	001	Bank Group Code	ZIGGRP
Bank Name	ZIG BANK	Bank Short Name	ZIG
Address Line 1	Test	Address Line 2	Test
Address Line 3	Test	Country	United Kingdom
Zip Code	656911	Allowed Account Types	<input checked="" type="checkbox"/> Conventional <input checked="" type="checkbox"/> Islamic <input type="checkbox"/> Recurring Deposit
Bank Currency	Euro	Bank Help Line Number	

Save
Cancel

Copyright © 2006, 2020, Oracle and/or its affiliates. All rights reserved. | Security Information | Terms and Conditions

Field Description

Field Name	Description
Bank Code	Displays the bank code as defined and available for edit.
Bank Group Code	Displays the bank group code as defined and available for edit.
Bank Name	Displays the name of the bank as defined and available for edit.
Bank Short Name	Displays the short name of the bank as defined and available for edit.

Field Name	Description
Address - Line 1 - 3	Displays the address of the bank as defined and available for edit.
Country	Displays the country of the bank and available for edit.
ZIP Code	Displays the ZIP code of the bank.
Allowed Account Type	<p>Displays the available account types.</p> <p>The options are:</p> <ul style="list-style-type: none"> • Conventional • Islamic • Recurring Deposit <p>It is not mandatory to specify the parameter value for OBPM as the host system.</p>
Bank Currency	Displays the applicable bank currency and available for edit.

- In the **Bank Code** field, edit the code of the bank.
- In the **Bank Group Code** field, edit the group code of the bank.
- In the **Bank Name** field, edit the name of the bank.
- In the **Bank Short Name** field, edit the short name of the bank.
- In the **Address Line 1 - 3** field, edit the address of the bank if required.
- From the **Country** list, edit the country of the bank if required.
- In the **ZIP Code** field, edit the city/ zip code of the bank if required.
- From the **Allowed Account Type** list, select the allowed account Types.
- From the **Bank Currency** list, edit the currency of the bank if required.
- Click **Save** to save the changes.
OR
Click **Cancel** to cancel the transaction.
- The **System Configuration - Bank Details - Review** screen appears. Verify the details, and click **Confirm**.
OR
Click **Cancel** to cancel the transaction.
OR
Click the Basic Details, Branch Details, Host Details or Dynamic Module to view and edit the respective details.
- The screen with success message along with the reference number and status appears. Click **OK** to complete the transaction.

6.1.3 System Configuration – Branch Details – View and Edit

Using this option System Administrator maintains the branch details. These details once defined can be viewed and edited using this transaction.

To view and edit the branch details:

Branch Details – View

The screenshot shows the Oracle System Configuration interface. At the top, there is a navigation bar with 'System Administrator', 'ATM & Branch Locator', 'English', and 'UBS OBPM 14.4 HEL Branch'. Below this is the 'futura bank' logo and a search bar. A notification bell shows '1051' and a welcome message for 'Administrator Nelson' with the last login time '25 Jul 01:24 PM'. The main content area is titled 'System Configuration' and features a breadcrumb trail: 'UBS OBPM 14.4 HEL Branch' > 'OBTfPM 14.4 OBDXBU1' > 'RPM 14.4' > 'UBS 14.4 AT3 BRANCH' > 'OBPM 14.x INNV OBDXBU_8' > 'FCR11.10' > 'OBPM 14.5 MNT OBDXB'. Below the breadcrumb, it says 'Select Host Oracle FLEXCUBE Universal Banking 14.5.0.0.0'. The main section is titled 'Entity : UBS OBPM 14.4 HEL Branch'. On the left, there is a sidebar menu with options: 'Basic Details', 'Host Details', 'Bank Details', 'Branch Details', 'SMTP', 'Third Party Configuration', and 'Dynamic Module'. The 'Branch Details' option is selected. The main content area displays the following details:

Bank Code	001	Home Branch	HEL
Local Currency	EUR	Calculation Currency	EUR
Region	SEPA		

At the bottom of the main content area, there are two buttons: 'Edit' and 'Cancel'. At the very bottom of the page, there is a copyright notice: 'Copyright © 2006, 2020, Oracle and/or its affiliates. All rights reserved. | Security Information | Terms and Conditions'.

- Click **Edit** to edit the Branch Details. The **System Configuration - Branch Details** screen appears in editable form.

Branch Details - Edit

System Administrator
ATM & Branch Locator
English
UBS OBPM 14.4 HEL Branch

Search ...

Welcome, Administrator Nelson
Last login 25 Jul 01:24 PM

System Configuration

UBS OBPM 14.4 HEL Branch
OBTfPM 14.4 OBDXBUI
RPM 14.4
UBS 14.4 AT3 BRANCH
OBPM 14.x INNv OBDXBUI_8
FCR11.10
OBPM 14.5 MNT OBDXE
>

Select Host Oracle FLEXCUBE Universal Banking 14.5.0.0.0

Entity : UBS OBPM 14.4 HEL Branch

- Basic Details
- Host Details
- Bank Details
- Branch Details
- SMTP
- Third Party Configuration
- Dynamic Module

Bank Code	001	Home Branch	HEL
Local Currency	Euro	Calculation Currency	Euro
Region	SEPA		

Save
Cancel

Copyright © 2006, 2020, Oracle and/or its affiliates. All rights reserved. | [SecurityInformation](#) | [Terms and Conditions](#)

Field Description

Field Name	Description
Bank Code	Displays the unique code of the bank as defined.
Branch Code	Displays the bank branch code as defined and available for edit.
Home Branch	Displays the home branch code as defined and available for edit.
Local Currency	Displays the local currency as defined and available for edit.

6-43

Field Name	Description
Calculation Currency	Displays the calculation currency as defined and available for edit.
Region	<p>Displays the region of bank payments as defined and available for edit.</p> <p>The options are:</p> <ul style="list-style-type: none"> • India • UK • SEPA

- In the **Bank Code** field, edit the code of the bank.
- In the **Branch Code** field, edit the branch code of the bank.
- In the **Home Branch** field, edit the name of the home branch of the bank.
- From the **Local Currency** list, select the local currency of the bank branch.
- From the **Calculation Currency** list, select the calculation currency of the bank branch.
- From the **Region** list, select the appropriate region.
- Click **Save** to save the changes.
OR
Click **Cancel** to cancel the transaction.
- The **System Configuration - Branch Details - Review** screen appears. Verify the details, and click **Confirm**.
OR
Click **Cancel** to cancel the transaction.
OR
Click the Basic Details, Bank Details, Host Details or Dynamic Module tabs to view and edit the respective details if required.
- The screen with success message along with the reference number and status appears. Click **OK** to complete the transaction.

6.1.4 System Configuration – SMTP – View and Edit

Using this option, the system administrator maintains the SMTP configurations. These details once defined can be viewed and edited using this transaction.

To view and edit the SMTP details:

- Click on **System Configuration** option on the dashboard and navigate to the SMTP tab. The default option is 'View'.

System Configuration – SMTP – View

The screenshot displays the Oracle FLEXCUBE Universal Banking 14.5.0.0.0 interface. At the top, there is a navigation bar with 'System Administrator', 'ATM & Branch Locator', 'English', and 'UBS OBPM 14.4 HEL Branch'. Below this is a search bar and a user welcome message: 'Welcome, Administrator Nelson' with a last login time of '25 Jul 01:24 PM'. The main heading is 'System Configuration'. A breadcrumb trail shows 'UBS OBPM 14.4 HEL Branch' as the active selection. The page content is titled 'Select Host Oracle FLEXCUBE Universal Banking 14.5.0.0.0'. The entity being viewed is 'Entity : UBS OBPM 14.4 HEL Branch'. On the left, a sidebar lists configuration categories: Basic Details, Host Details, Bank Details, Branch Details, SMTP, Third Party Configuration, and Dynamic Module. The main configuration area shows the following details: Server Name (internal-mail-router.oracle.com), Port (25), Sender Email Address (OBPAalert_EMERALD_ME@oracle.com), Recipient Email Address, Authentication Required (checkbox), Username, and Password. At the bottom left, there are 'Edit' and 'Cancel' buttons. The footer contains the copyright notice: 'Copyright © 2006, 2020, Oracle and/or its affiliates. All rights reserved. | Security Information | Terms and Conditions'.

- Click **Edit** to edit the dynamic module SMTP details. The **System Configuration – SMTP** screen appears in editable form.

System Configuration – SMTP – Edit

Field Description

Field Name	Description
Server Name	Displays the name of the server and available for edit.
Port	Displays the port number and available for edit.
Sender Email Address	Displays the sender email address and available for edit.

Field Name	Description
Recipient Email Address	Displays the recipient email address and available for edit.
Authentication Required	Select the check box, if authentication is required.
Username	Edit the username, if required.
Password	Edit the password if required.

- In the **Server Name** field, edit the name of the mail server if required.
- In the **Port** field, edit the port number if required.
- In the **Sender Email Address**, edit the email address of the sender if required.
- In the **Recipient Email Address**, edit the email address of the recipient if required.
- In the **Username**, edit the user name if required.
- In the **Password** field, edit the password if required.
- Click the **Send Test Email** link to send a test mail. The message of successful testing appears.
- Click **Save** to save the changes.
OR
Click **Cancel** to cancel the transaction.
- The **System Configuration – SMTP - Review** screen appears. Verify the details, and click Confirm.
OR
Click **Cancel** to cancel the transaction.
OR
Click the **Basic Details, Host Details, Bank Details, Branch Details, or Dynamic Module** tabs to view and edit the respective details if required.
- The screen with success message along with the reference number and status appears. Click **OK** to complete the transaction.

6.1.5 System Configuration – Dynamic Module

The dynamic modules corresponding to the selected host required to run the application are defined and configured by system administrator.

The modules are included depending on the type of host selected.

6.1.6 System Configuration - Dynamic Module – Brand – View and Edit

Using this option, the system administrator maintains the Brand configurations. These details once defined can be viewed and edited if required.

To view and edit the Dynamic Module – Brand details:

- Click on **System Configuration** option on the dashboard and navigate to the dynamic module – Brand tab. The default option is '**View**'.

System Configuration – Dynamic Module – Brand – View

System Configuration

- UBS OBPM 14.4 HEL Branch
- OBTFFPM 14.4 OBDXBU1
- RPM 14.4
- UBS 14.4 AT3 BRANCH
- OBPM 14.x INNV OBDXBU_8
- FCR11:10
- OBPM 14.5 MNT OBDXB**

Select Host Oracle FLEXCUBE Universal Banking 14.5.0.0.0

Entity : OBPM 14.5 MNT
OBDXBU32

- Basic Details
- Host Details
- Bank Details
- Branch Details
- SMTP
- Third Party Configuration
- Dynamic Module
 - Brand
 - Payment
 - WealthManagement
 - ORIGINATION
 - WALLET
 - OTHERMODULE
 - File Upload
 - ForexDeal
 - Origination
 - ServiceRequest
 - Common

Content Publisher URL <http://ofss310655:8003/digx/v1> Content Server URL <http://ofss310655:8003/digx/v1>

Edit Cancel

- Click Edit to edit the Dynamic Module – Brand. The **System Configuration - Dynamic Module – Brand** screen appears in editable form.

System Configuration – Dynamic Module – Brand - Edit

System Configuration

- UBS OBPM 14.4 HEL Branch
- OBTFFPM 14.4 OBDXBU1
- RPM 14.4
- UBS 14.4 AT3 BRANCH
- OBPM 14.x INNV OBDXBU_8
- FCR11.10
- OBPM 14.5 MNT OBDXBU2**

Select Host Oracle FLEXCUBE Universal Banking 14.5.0.0.0

Entity : OBPM 14.5 MNT
OBDXBU2

- Basic Details
- Host Details
- Bank Details
- Branch Details
- SMTP
- Third Party Configuration
- Dynamic Module
 - Brand
 - Payment
 - WealthManagement
 - ORIGINATION
 - WALLET
 - OTHERMODULE
 - File Upload
 - ForexDeal
 - Origination
 - ServiceRequest
 - Common

Content Publisher URL <http://ofss310655:8003/> Content Server URL <http://ofss310655:8003/>

Save Cancel

Field Description

Field Name	Description
Content Publisher URL	Displays the content publisher URL and is available for edit.
Content Server URL	Displays the content server URL and is available for edit.

- In the **Content Publisher URL** field, edit the web address if required.
- In the **Content Server URL** field, edit the web address if required.
- Click **Save** to save the changes.
OR
Click **Cancel** to cancel the transaction.
- The **System Configuration - Dynamic Module – Brand - Review** screen appears. Verify the details, and click **Confirm**.
OR
Click **Cancel** to cancel the transaction.
OR
Click the Basic Details, Bank Details, Host Details or Branch Details tabs to view and edit the respective details if required.
- The screen with success message along with the reference number and status appears. Click **OK** to complete the transaction.

6.1.7 System Configuration – Dynamic Module - Payments – View and Edit

Using this option, system administrator can edit the payment module details.

To view and edit the Dynamic Module - Payments details:

- Click on **System Configuration** option on the dashboard and navigate to the dynamic module – Payments tab. The default option is '**View**'.

System Configuration – Dynamic Module – Payments - View

ATM/Branch English UBS 14.3 AT3 Branch

futura bank Welcome, Sam David
Last login 30 May 09:57 PM

System Configuration

FCR 11.7 EOD Branch
UBS 14.3 AT3 Branch OBCL
OBPM HEL Branch 14.4
FCR 11.8 9999 Branch
UBS 14.3 AT3 Branch for OBLM
OBTf 14.4 000 OBDXBUI2
OBTFFM 14.4 OBDXBUI3

Select Host Oracle FLEXCUBE Universal Banking 1...

Entity : OBPM HEL Branch 14.4

- Basic Details
- Host Details
- Bank Details
- Branch Details
- Currency Payments
- SMTP
- Third Party Configuration
- Dynamic Module
 - > Brand
 - > Payment
 - > WealthManagement
 - > WALLET
 - > OTHERMODULE
 - > File Upload
 - > ForexDeal
 - > Origination
 - > ServiceRequest
 - > Common

Internal Fund Transfer With Forex Deal (Code) OBPM Host IP Address OBPM Domestic Draft Network Code OBPM Instructed Currency Indicator OBPM Draft Cancellation Payment Mode Claim Money Link Expiry(days) Domestic Fund Transfer - NEFT (Category) External Fund Transfer (Category) Domestic Fund Transfer - NEFT (Code) OBPM International Draft Payment Type OBPM International Draft Instrument Code External Payment Redirection URL Payee Photo - Retail (Y/N) SEPA Credit Payment - Si (Code) Domestic Fund Transfer (Code) OBPM Payment Transaction Type Outward Self Fund Transfer (Category) Peer to Peer Payment (Code) OBPM Source Code Internal Fund Transfer (Category) Claim Payment URL Number Of Days To Check Upcoming Payment Bill Payment (Category) Peer to Peer External Payment (Category) Internal Fund Transfer - Si (Code) Self Fund Transfer - Si (Code) Max Multiple Transfer Limit for Retail Users Domestic Fund Transfer (Category) UPI Request Money Max. Expiry Period (in days) Self Fund Transfer With Forex Deal (Code) P2PRETRYCOUNT OBPM Internal Fund Transfer Network Code Enable Upcoming Payment Check (Y/N) Self Fund Transfer With Forex Deal (Category) SEPA Direct Debit Payments - Si (Category) Payee Photo - Corporate (Y/N) Max Multiple Bill Payment Limit for Retail Users Peer to Peer Payment (Category) OBPM Domestic India Save Template? Max Multiple Bill Payment Limit for Corporate Users Bill Payment (Code) Enable payee edit in hours after payee creation or modification . Max Multiple Transfer Limit for Corporate Users SEPA Direct Debit Payments - Si (Code) OBPM Source code Internal Fund Transfer (Code)	BKOF whf00cof.in.oracle.com INS_ISSUE T C 3 OUPA OUPA OPFC I MNGRCHK http://mum00boa:18777/home.html?module=home&homeComponent=external-payment-dashboard&homeModule=external-payment Y SOPC OPEX 0 OUPA PBPO FCAT OUPA https://mumaa012.in.oracle.com:22443/index.html?homeComponent=claim-payment-dashboard&homeModule=claim-payment&menuNavigationAvailable=false 5 FCOOK PFOU BKOP BKOP 5 OUPA 30 BKOF 2 BOOK N OPFX COCC Y 5 POUP N 5 BPAT 1 5 SOUC INTBANKING BKOP
--	---

(Code)	
OBPM Source code	INTBANKING
Internal Fund Transfer (Code)	BKOP
GLAccountNumber	131120006
OBPM Domestic India Fund Transfer Network Code	TARGET2
Domestic Fund Transfer - RTGS (Code)	OPFD
OBPM Payment Transaction Type Inward	I
OBPM Domestic Draft Payment Type	I
OBPM International Draft Network Code	INS_ISSUE
OBPM Domestic India Fund Transfer Payment Method	TRA
Self Fund Transfer - SI (Category)	OUPA
OBPM Home Branch Code	HEL
OBPM Host Port Number	5014
Network suggestion (Y/N)	Y
Peer to Peer Internal Payment (Code)	PBKT
OBCL WS Version Number	141
Internal Fund Transfer - SI (Category)	OUPA
Domestic Fund Transfer - RTGS - SI (Category)	OUPA
Domestic Fund Transfer - RTGS - SI (Code)	OPFD
Process payment to next working day enabled (Y/N)	Y
OBPM User Id	FCATOP
OBPM Self Fund Transfer Network Code	BOOK
Corporate Service charges enabled (Y/N)	N
SEPA Credit Payment - SI (Category)	OUPA
Internal Transfer With Forex Deal (Category)	OPFX
OBPM SEPA Credit Fund Transfer Network Code	STEP2
OBPM WS Version Number	142
SEPA Direct Debit Payments (Code)	SOUC
SEPA Credit Payment (Category)	OOPC
OBPM Domestic India Prefunded Payments?	N
Peer to Peer External Payment (Code)	P2PF
Domestic Fund Transfer - SI - NEFT (Code)	OPFC
International Fund Transfer (Code)	FTOC
OBPM Domestic India Fund Transfer Clearing System Id Code	USPID
International Draft (Code)	MCKP
Domestic Fund Transfer - RTGS (Category)	OUPA
Max. No. of Split Bill Contributors	10
Domestic Fund Transfer - SI - NEFT (Category)	OUPA
Retail Service charges enabled (Y/N)	N
External Fund Transfer	BKOP
Max. Invalid Attempts - Security PIN	5
Peer to Peer Internal Payment (Category)	PFOU
Self Fund Transfer (Code)	BKOP
OBPM Domestic Draft Instrument Code	DEMANDFT
SEPA Credit Payment (Code)	OOPC
International Fund Transfer With Forex Deal (Code)	FTOC
OBPM Host code	HOST1
OBPM International Fund Transfer Network Code	SWIFT
OBPM SEPA Direct Debit Network Code	SDCO
SEPA Direct Debit Payments - SI (Category)	COCC
Multi-currency Support (Y/N)	Y

Copyright © 2006, 2020, Oracle and/or its affiliates. All rights reserved. | Security Information | Terms and Conditions

- Click Edit to edit the **Dynamic Module – Payments**. The **System Configuration - Dynamic Module – Payments** screen appears in editable form.

System Configuration - Dynamic Module - Payments – Edit

Note: The mandatory parameters required are same as that defined in Dynamic Module – Payments described in the create section above for OBPM host system.

Select Host: Oracle FLEXCUBE Universal Banking 1...

Entity : OBPM HEL Branch 14.4

Internal Fund Transfer With Forex Deal (Code)	BKOF
OBPM Host IP Address	whf00cqf.in.oracle.com
OBPM Domestic Draft Network Code	INS_ISSUE
OBPM Instructed Currency Indicator	T
OBPM Draft Cancellation Payment Mode	C
Claim Money Link Expiry(days)	3
Domestic Fund Transfer - NEFT (Category)	OUPA
External Fund Transfer (Category)	OUPA
Domestic Fund Transfer - NEFT (Code)	OPFC
OBPM International Draft Payment Type	I
OBPM International Draft Instrument Code	MNGRCHK
External Payment Redirection URL	http://mum00boa:18777/home.html?module=home&homeComponent=external-payment-dashboard&homeModule=external-payment
Payee Photo - Retail (Y/N)	Y
SEPA Credit Payment - SI (Code)	SOPC
Domestic Fund Transfer (Code)	OPEX
OBPM Payment Transaction Type Outward	O
Self Fund Transfer (Category)	OUPA
Peer to Peer Payment (Code)	PBPO
OBPM Source Code	FCAT
Internal Fund Transfer (Category)	OUPA
Claim Payment URL	https://mumaa012.in.oracle.com:22443/index.html?homeComponent=claim-payment-dashboard&homeModule=claim-payment&menuNavigationAvailable=false
Number Of Days To Check Upcoming Payment	5
Bill Payment (Category)	FOOK
Peer to Peer External Payment (Category)	PFOU
Internal Fund Transfer - SI (Code)	BKOP
Self Fund Transfer - SI (Code)	BKOP
Max Multiple Transfer Limit for Retail Users	5
Domestic Fund Transfer (Category)	OUPA
UPI Request Money Max. Expiry Period (in days)	30
Self Fund Transfer With Forex Deal (Code)	BKOF
P2PRETRYCOUNT	2
OBPM Internal Fund Transfer Network Code	BOOK
Enable Upcoming Payment Check (Y/N)	N
Self Fund Transfer With Forex Deal (Category)	OPFX
SEPA Direct Debit Payments - SI (Category)	COCC
Payee Photo - Corporate (Y/N)	Y
Max Multiple Bill Payment Limit for Retail Users	5
Peer to Peer Payment (Category)	POUP
OBPM Domestic India Save Template?	N
Max Multiple Bill Payment Limit for Corporate Users	5
Bill Payment (Code)	BPAT
Enable payee edit in hours after payee creation or modification.	1
Max Multiple Transfer Limit for Corporate Users	5
SEPA Direct Debit Payments - SI	SOUK

(Code)	
OBPM Source code	INTBANKING
Internal Fund Transfer (Code)	BKOP
GLAccountNumber	131120006
OBPM Domestic India Fund Transfer Network Code	TARGET2
Domestic Fund Transfer - RTGS (Code)	OPFD
OBPM Payment Transaction Type Inward	I
OBPM Domestic Draft Payment Type	I
OBPM International Draft Network Code	INS_ISSUE
OBPM Domestic India Fund Transfer Payment Method	TRA
Self Fund Transfer - SI (Category)	OUPA
OBPM Home Branch Code	HEL
OBPM Host Port Number	5014
Network suggestion (Y/N)	Y
Peer to Peer Internal Payment (Code)	PBKT
OBCL WS Version Number	141
Internal Fund Transfer - SI (Category)	OUPA
Domestic Fund Transfer - RTGS - SI (Category)	OUPA
Domestic Fund Transfer - RTGS - SI (Code)	OPFD
Process payment to next working day enabled (Y/N)	Y
OBPM User Id	FCATOP
OBPM Self Fund Transfer Network Code	BOOK
Corporate Service charges enabled (Y/N)	N
SEPA Credit Payment - SI (Category)	OUPA
Internal Transfer With Forex Deal (Category)	OPFX
OBPM SEPA Credit Fund Transfer Network Code	STEP2
OBPM WS Version Number	142
SEPA Direct Debit Payments (Code)	SOUU
SEPA Credit Payment (Category)	COPC
OBPM Domestic India Prefunded Payments?	N
Peer to Peer External Payment (Code)	P2PF
Domestic Fund Transfer - SI - NEFT (Code)	OPFC
International Fund Transfer (Code)	FTOC
OBPM Domestic India Fund Transfer Clearing System Id Code	USPID
International Draft (Code)	MCKP
Domestic Fund Transfer - RTGS (Category)	OUPA
Max. No. of Split Bill Contributors	10
Domestic Fund Transfer - SI - NEFT (Category)	OUPA
Retail Service charges enabled (Y/N)	N
External Fund Transfer	BKOP
Max. Invalid Attempts - Security PIN	5
Peer to Peer Internal Payment (Category)	PFOU
Self Fund Transfer (Code)	BKOP
OBPM Domestic Draft Instrument Code	DEMANDFT
SEPA Credit Payment (Code)	OOPC
International Fund Transfer With Forex Deal (Code)	FTOC
OBPM Host code	HOST1
OBPM International Fund Transfer Network Code	SWIFT
OBPM SEPA Direct Debit Network Code	SDCO
SEPA Direct Debit Payments - SI (Category)	COCC
Multi-currency Support (Y/N)	Y

Save Cancel

Copyright © 2006, 2020, Oracle and/or its affiliates. All rights reserved. | Security Information | Terms and Conditions

Field Description

Field Name	Description
Internal Fund Transfer with Forex Deal (Code)	Displays the product code for internal fund transfer with forex deal and available for edit.

Field Name	Description
OBPM Host IP Address	Displays the host IP address for OBPM and available for edit.
OBPM Domestic Draft Network Code	Displays the network code for OBPM domestic draft and available for edit.
OBPM Instructed Currency Indicator	Displays whether the OBPM instructed currency indicator is available or not and available for edit.
OBPM Draft Cancellation Payment Mode	Displays the payment mode for OBPM after draft cancellation and available for edit.
Claim Money Link Expiry (days)	Displays the number of days after which the claim money link will expire and available for edit.
Domestic Fund Transfer - NEFT (Category)	Displays the product category for domestic fund transfer with network type as NEFT and available for edit.
External Fund Transfer (Category)	Displays the product category for external fund transfer and available for edit.
Domestic Fund Transfer - NEFT (Code)	Displays the product code for domestic fund transfer with network type as NEFT and available for edit.
OBPM International Draft Payment Type	Displays the OBPM Payment for international draft type of transaction and available for edit.
OBPM International Draft Instrument Code	Displays the instrument code for OBPM international draft and available for edit.
External Payment Redirection URL	Displays the URL for the external payments and available for edit.
Payee Photo - Retail (Y/N)	Displays whether the payee photo upload for retail user is enabled or not and available for edit.
SEPA Credit Payment - SI (Code)	Displays the product code for SEPA credit payments with standing instructions and available for edit.
Domestic Fund Transfer (Code)	Displays the product code for domestic fund transfer and available for edit.
OBPM Payment Transaction Type Outward	Displays the OBPM Payment for outward type of transaction and available for edit.
Self Fund Transfer (Category)	Displays the product category for self fund transfer and available for edit.

Field Name	Description
Peer to Peer Payment (Code)	Displays the product code for peer to peer payments and available for edit.
OBPM Source Code	Displays the source code for OBPM and available for edit.
Internal Fund Transfer (Category)	Displays the product category for internal fund transfer and available for edit.
Claim Payment URL	Displays the claim payment URL for the beneficiary to claim money transferred by the initiator and available for edit.
Number of Days to Check Upcoming Payments	Displays the number of days to which the payment transaction is due for processing and available for edit.
Bill Payment (Category)	Displays the product category for bill payments and available for edit.
Peer to Peer External Payment (Category)	Displays the product category for peer to peer external payments and available for edit.
Internal Fund Transfer - SI (Code)	Displays the product code for internal transfer with standing instructions and available for edit.
Self Fund Transfer - SI(Code)	Displays the product code for self fund transfer with standing instructions and available for edit.
Max Multiple Transfer Limit for Retail Users	Displays the maximum number of fund transfer that a retail user can initiate in one go and available for edit.
Domestic Fund Transfer (Category)	Displays the product category for domestic fund transfer and available for edit.
UPI Request Money Max. Expiry Period (in days)	Displays the number of days after which the UPI request for money gets expired and available for edit.
Self Fund Transfer with Forex Deal (Code)	Displays the product code for self fund transfer with forex deal and available for edit.
P2PRETRYCOUNT	Displays the number of attempt for peer to peer attempt and available for edit.
OBPM Internal Fund Transfer Network Code	Displays the network code for OBPM internal fund transfer and available for edit.

Field Name	Description
Enable Upcoming Payment Check (Y/N)	Displays if the system needs to check for upcoming scheduled transfers (via Standing Instructions or Pay Later) due to a payee.
Self Fund Transfer with Forex Deal (Category)	Displays the product category for self fund transfer with forex deal and available for edit.
SEPA Direct Debit Payments -SI (Category)	Displays the product category for SEPA direct debit payments with standing instructions and available for edit.
Payee Photo - Corporate (Y/N)	Displays whether the payee photo upload for corporate user is enabled or not and available for edit.
Max Multiple Bill Payment Limit for Retail Users	Displays the maximum number of bill payments that a retail user can initiate in one go and available for edit.
Peer to Peer Payment (Category)	Displays the product category for peer to peer payments and available for edit.
OBPM Domestic India Save Template?	Displays whether the OBPM domestic India template is saved or not and available for edit.
Max Multiple Bill Payment Limit for Corporate Users	Displays the maximum number of bill payments that a corporate user can initiate in one go and available for edit.
Bill Payment (Code)	Displays the product code for bill payments and available for edit.
Enable payee edit in hours after payee creation or modification	Displays the time in hours for the payee to be enabled for modification after its creation and available for edit.
Max Multiple Transfer Limit for corporate Users	Displays the maximum number of fund transfer that a corporate user can initiate in one go and available for edit.
SEPA Direct Debit Payments -SI (Code)	Displays the product code for SEPA direct debit payments with standing instructions and available for edit.
OBPM Source Code	Displays the source code for OBPM and available for edit.
Internal Fund Transfer (Code)	Displays the product code for internal fund transfer and available for edit.
GLAccountNumber	Displays the GL account number and available for edit.

Field Name	Description
OBPM Domestic India Fund Transfer Network Code	Displays the network code for OBPM domestic India fund transfer and available for edit.
Domestic Fund Transfer- RTGS (Code)	Displays the product code for domestic fund transfer with network type as RTGS and available for edit.
OBPM Payment Transaction Type Inward	Displays the OBPM Payment for inward type of transaction and available for edit.
OBPM Domestic Draft Payment Type	Displays the OBPM Payment for domestic draft type of transaction and available for edit.
OBPM International Draft Network Code	Displays the network code for OBPM international draft and available for edit.
OBPM Domestic India Fund Transfer Payment Method	Displays the mode of fund transfer and payment method for OBPM domestic India and available for edit.
Self Fund Transfer - SI (Category)	Displays the product category for self fund transfer with standing instructions and available for edit.
OBPM Home Branch Code	Displays the OBPM home branch code and available for edit.
OBPM Host port Number	Displays the OBPM host port number and available for edit.
Network Suggestion (Y/N)	Displays whether the network suggestion is enabled or not and available for edit.
Peer to Peer Internal Payment (Code)	Displays the product code for peer to peer internal payments and available for edit.
OBCL WS Version Number	Displays the version number for OBCL host Web Service and available for edit.
Internal Fund Transfer - SI (Category)	Displays the product category for internal transfer with standing instructions and available for edit.
Domestic Fund Transfer RTGS - SI (Category)	Displays the product category for domestic fund transfer with standing instructions and network type as RTGS and available for edit.
Domestic Fund Transfer RTGS - SI (Code)	Displays the product code for domestic fund transfer with standing instructions and network type as RTGS and available for edit.

Field Name	Description
Process payment to next working day enabled (Y/N)	Displays whether the processing of payments for next working day is enabled and available for edit.
OBPM User Id	Displays the user id for OBPM and available for edit.
OBPM Self Fund Transfer Network Code	Displays the network code for OBPM self fund transfer and available for edit.
Corporate Service Charge Enabled (Y/N)	Displays whether the corporate service charge is enabled or not and available for edit.
SEPA Credit Payment - SI (Category)	Displays the product category for SEPA credit payments with standing instructions and available for edit.
Internal Transfer with Forex Deal (Category)	Displays the product category for internal fund transfer with forex deal and available for edit.
OBPM SEPA Credit Fund Transfer Network Code	Displays the network code for OBPM SEPA credit fund transfer and available for edit.
OBPM WS Version Number	Displays the version number for OBPM host Web Service and available for edit.
SEPA Direct Debit Payments (Code)	Displays the product code for SEPA direct debit payments and available for edit.
SEPA Credit Payment (Category)	Displays the product category for SEPA credit payments and available for edit.
OBPM Domestic India Prefunded Payments?	Displays whether the prefunded payments for OBPM domestic India is available for edit.
Peer to Peer External Payment (Code)	Displays the product code for peer to peer external payments and available for edit.
Domestic Fund Transfer-SI-NEFT (Code)	Displays the product code for domestic fund transfer with standing instructions and network type NEFT and available for edit.
International Fund Transfer (Code)	Displays the product code for international fund transfer transaction and available for edit.
OBPM Domestic India Fund Transfer Clearing System Id Code	Displays the clearing system Id code for OBPM Domestic India fund transfer and available for edit.

Field Name	Description
International Draft (Code)	Displays the product code for international draft and available for edit.
Domestic Fund Transfer- RTGS (Category)	Displays the product category for domestic fund transfer with network type as RTGS and available for edit.
Max. No. of Split Bill Contributors	Displays the number of users that can contribute for splitting a bill and available for edit.
Domestic Fund Transfer-SI-NEFT (Category)	Displays the product category for domestic fund transfer with standing instructions and network type NEFT and available for edit.
Retail Service Charge Enabled (Y/N)	Displays whether the retail service charge is enabled or not and available for edit.
External Fund Transfer	Displays the product code/ category for external fund transfer and available for edit.
Max Invalid Attempts - Security PIN	Displays the number of invalid attempts allowed if entering the wrong PIN and available for edit.
Peer to Peer Internal Payment (Category)	Displays the product category for peer to peer internal payments and available for edit.
Self Fund Transfer (Code)	Displays the product code for self fund transfer and available for edit.
OBPM Domestic Draft Instrument Code	Displays the instrument code for OBPM domestic draft and available for edit.
SEPA Credit Payment (Code)	Displays the product code for SEPA credit payments and available for edit.
International Fund Transfer with Forex Deal (Code)	Displays the product code for international fund transfer with forex deal and available for edit.
OBPM Host Code	Displays the host code for OBPM and available for edit.
OBPM International Fund Transfer Network Code	Displays the network code for OBPM International fund transfer and available for edit.
OBPM SEPA Direct Debit Network Code	Displays network code for OBPM SEPA direct debit and available for edit.
Multi-currency Support (Y/N)	Displays whether multi-currency support is enabled or not and available for edit.

Field Name	Description
SEPA Direct Debit Payments -SI (Category)	Displays the product category for SEPA direct debit payments with standing instructions and available for edit.

Note: The fields appearing in the System Configuration – Dynamic Module – Payments tab depends on the settings done at the back end and is dynamic in nature.

- Edit the required Payments detail.
- Click **Save** to save the changes.
OR
Click **Cancel** to cancel the transaction.
- The **System Configuration - Dynamic Module – Payments - Review** screen appears. Verify the details, and click **Confirm**.
OR
Click Cancel to cancel the transaction.
OR
Click the Basic Details, Host Details, Bank Details, Branch Details, SMTP or Dynamic Module tabs to view and edit the respective details if required.
- The screen with success message of saving the system configuration along with the status appears. Click **OK** to complete the transaction.

6.1.8 System Configuration – Dynamic Module – Wealth Management – View and Edit

Wealth Management is not supported with OBPM as the host system.

6.1.9 System Configuration – Dynamic Module – Other Module – View and Edit

Using this option, system administrator can edit the other module details.

To view and edit the Dynamic Module – Other Module details:

- Click on **System Configuration** option on the dashboard and navigate to the dynamic module – Other Module tab. The default option is '**View**'.

System Configuration – Dynamic Module – Other Module – View

ATM/Branch
English
UBS 14.3 AT3 Branch

futurabank

 Welcome, Sam David
Last login 30 May 09:57 PM

System Configuration

FCR 11.7 EOD Branch
UBS 14.3 AT3 Branch OBCL
OBPM HEL Branch 14.4
FCR 11.8 9999 Branch
UBS 14.3 AT3 Branch for OBLM
OBTf 14.4 000 OBDXBUI2
OBTfPM 14.4 OBDXBUI3

Select Host Oracle FLEXCUBE Universal Banking 1...

Entity : OBPM HEL Branch14.4

- Basic Details
- Host Details
- Bank Details
- Branch Details
- Currency Payments
- SMTP
- Third Party Configuration
- Dynamic Module
 - > Brand
 - > Payment
 - > WealthManagement
 - > WALLET
 - > OTHERMODULE
 - > File Upload
 - > ForexDeal
 - > Origination
 - > ServiceRequest

OBVAM User Id	OBDXUSER	Oracle Live Experience Cloud User ID	oraclefsgbuobdx
IDCS Host IP	obdx-tenant101.identity.c9dev0.oc9qadev.com	OBLM Checker Id	OBDXLMADMIN2
Deposit Installment Amount Limit	50000	IPM Host IP address	
Feedback for a Transaction	ALWAYS	OBVAM No. of Remitters Limit	2
OAUTH IP	mum00boa	Application Server for Oracle FLEXCUBE Universal Banking	
Host Server IP for Oracle Financial Lending and Leasing	10.40.64.38	IPM Host application name	
OBCFPM Branch Code Corporate User	004	OBVAM IP	whf00cdm.in.oracle.com
Supported Auth Type Identification Types	REMOTE_CLOSE_ENUM	OBVAM PUSH_OOB	10.184.151.55
Application Server Port for Oracle Banking Platform	13003	UBS File Handoff Host Port	5014
OBVAM token expiry time in seconds	300	Host Server IP for Oracle FLEXCUBE Universal Banking	10.40.64.38
Duration of future start date in days	180	OBVAM Offset Transaction Code	PAY
Supported Auth Type for Transactions	OTP~SOFT_TOKEN	Deposit Cumulative Amount Limit	500000
UBS File Handoff Host IP	10.40.64.38	OBCFPM IP	10.40.64.235
OBLM Maker Id	OBDXLMADMIN1	OBCF Branch Code	004
FATCA Compliance check required(Y/N)	N	OBCF IP	whf00agj.in.oracle.com
OBLM IP	10.184.158.191	Flag to enable SSL	false
OBVAM Port	9031	IDCS Connection Scheme	https
OBCFPM User Id	BHARATH	Application Server Port for Oracle Business Intelligence Publisher	9502
OBTfPM Source Code		OBLM Port	7005
TD Pool Code	POOL1	Host Server Port for Oracle FLEXCUBE Universal Banking	5014
OBVAM Branch Code	000	Retail User Supported Auth Type	OTP~R_SOFT_TOKEN~T_SOFT_TOKEN~SEC_QUEUE_PUSH_OOB
OBVAM Remitter Record Status	O	Handoff File Path for FSCORE	/scratch/obdx/wls/handoff/FCORE
		Liquidity Management Qualified (Y/N)	N
		OBLM Branch Code	LMB

6-66

> ServiceRequest
>>>
System Management

> Common
>>>
Qualified (Y/N)

OBVAM Remitter Record Status	O	OBVAM Branch Code	LMB
Allow Multiple Goods (Y/N)	N	Anonymous Security Policy	oracle/wss_username_token_client_policy
Administrator Supported Auth Type	OTP~R_SOFT_TOKEN~T_SOFT_TOKEN~SEC_CODE	OBVAM App Id - Fetch Document List	CMNCCORE
Application Server IP for Oracle Business Intelligence Publisher	10.40.136.72	Handoff File Path for UBS	/scratch/obdx/wls/handoff/UBS
Duration of Active Program in days	1000	OBSCF Port	7003
OBVAM Port	7531	OBVAM App Id - Evaluate Collateral	CLLTRL
OBVAM User Id	LMADMIN1	OBVAM Port	8003
Oracle Live Experience Cloud Tenant ID	oraclefsgbuobdx	Live Experience Host IP	live.oraclecloud.com
IDCS Host Port	443	ELCM Host port	7103
Host Server Port for Oracle Financial Lending and Leasing	5014	Currency Support In Approval Rules	true
OBVAM HOST IP	10.184.159.212	OBVAM Transaction Code	PAY
Application Server for Oracle Banking Platform	mumaa012.in.oracle.com	Host WSDL Version	124
Allow Touch Point Level Limit Definition (Y/N)	Y	OBVAM App Id - Fetch Account Details	LMM
Application Server Port for Oracle FLEXCUBE Universal Banking		Supported Auth Type for Login	OTP~R_SOFT_TOKEN~T_SOFT_TOKEN~SEC_CODE
OBVAM App Id - Amend facility	FCLTYP	OBVAM IP	whf00mdj
Open Term Deposit Threshold Amount	50000	Fetch Guarantee Type from Host (Y/N)	N
IPM Host port		Number of Cheque Books enabled (Y/N)	Y
Virtual Account Management Qualified(Y/N)	N	Limits Effective from Same Day (Y/N)	Y
MO IP	10.184.160.23	OBVAM App Id - Read Collateral Application	CLLTRL
DAUTH Port	18003	Live Experience Host Port	443
MO Port	7003	Date Default	CURRENT
OBVAM token expiry time in seconds	30	OBVAM Source Code	OBDX
Anonymous Security Key Name	origination_owsm_key	OBVAM Host port	8555
OBVAM Transaction Default Currency	GBP	OBVAM Balance Range for Cash Position	-10000~0~10000~50000
OBVAM Balance Trends Points	5	OBVAM Balance Trends Period	120
OBVAM Virtual Account Statement Period	999	ISD_CODE Enumeration Provider	com.ofss.digx.extiface.common.ubs.124.impl.
Supported Auth Type for Transactions	OTP	OBVAM token expiry time in seconds	10
OBVAM Branch Code	937	OBVAM App Id	OBIC
OBVAM User Id	OBVAMUSER	OBVAM Host port	9100
OBVAM token expiry time in seconds	300	Auth Type for Wallet Registration	OTP
OBVAM Host IP address	whf00gj.in.oracle.com		

Edit
Cancel

Copyright © 2006, 2020, Oracle and/or its affiliates. All rights reserved. | Security Information | Terms and Conditions

- Click **Edit** to edit the Dynamic Module – Other Module. The **System Configuration - Dynamic Module – Other Module** screen appears in editable form.

System Configuration – Dynamic Module – Other Module – Edit

ATM/Branch English UBS 14.4 AT3 Branch

futura bank Welcome, Sam David
Last login 11 May 06:25 PM

System Configuration

FCR 11.7 EOD Branch UBS 14.3 AT3 Branch OBCL **OBPM HEL Branch 14.4** FCR 11.8 9999 Branch UBS 14.3 AT3 Branch for OBLM OBTF 14.4 000 OBDXBUI2 OBTFPM 14.4 OBDXBUI3

Select Host Oracle FLEXCUBE Universal Banking 1...

Entity : OBPM HEL Branch 14.4

- Basic Details
- Host Details
- Bank Details
- Branch Details
- Currency Payments
- SMTP
- Third Party Configuration
- Dynamic Module
 - Brand
 - Payment
 - WealthManagement
 - WALLET
 - OTHERMODULE
 - File Upload
 - ForexDeal
 - Origination

OBVAM User Id	OBDXUSER	Oracle Live Experience Cloud User ID	oraclefsgbuobdx
IDCS Host IP	obdx-tenant101.identity.c9dev0.oc9qadev.com	OBLM Checker Id	OBDXLMADMIN2
Deposit Installment Amount Limit	50000	IPM Host IP address	
Feedback for a Transaction	ALWAYS	OBVAM No. of Remitters Limit	2
OAUTH IP	mum00boa	Application Server for Oracle FLEXCUBE Universal Banking	
Host Server IP for Oracle Financial Lending and Leasing	10.40.64.38	IPM Host application name	
OBCPFM Branch Code Corporate User	004	OBVAM IP	whf00cdm.in.oracle.com
Supported Auth Type Identification Types	REMOTE_CLOSE_ENUM	OBVAM Push Code	10.184.151.55
Application Server Port for Oracle Banking Platform	13003	UBS File Handoff Host Port	5014
OBVAM token expiry time in seconds	300	Host Server IP for Oracle FLEXCUBE Universal Banking	10.40.64.38
Duration of future start date in days	180	OBVAM Offset Transaction Code	PAY
Supported Auth Type for Transactions	OTP~SOFT_TOKEN	Deposit Cumulative Amount Limit	500000
UBS File Handoff Host IP	10.40.64.38	OBCPFM IP	10.40.64.235
OBLM Maker Id	OBDXLMADMIN1	OBSOF Branch Code	004
FATCA Compliance check required(Y/N)	N	OBSOF IP	whf00agj.in.oracle.com
OBLM IP	10.184.158.191	Flag to enable SSL	false
OBVAM Port	9031	IDCS Connection Scheme	https
OBCPFM User Id	BHARATH	Application Server Port for Oracle Business Intelligence Publisher	9502
TD Pool Code	POOL1	OBLM Port	7005
OBVAM Branch Code	000	Host Server Port for Oracle FLEXCUBE Universal Banking	5014
Retail User Supported Auth Type	OTP~R_SOFT_TOKEN~T_SOFT_TOKEN~SEC_CODE~PUSH_CODE	Handoff File Path for FDORE	/scratch/obdx/wls/handoff/FOORE
OBSOF User Id	DFV	Identity Management	N

> ServiceRequest

> Common

OBVAM Remitter Record Status	O	OBVAM Branch Code	LMB
Allow Multiple Goods (Y/N)	N	Anonymous Security Policy	oracle/wss_username_token_client_policy
Administrator Supported Auth Type	OTP~R_SOFT_TOKEN~T_SOFT_TOKEN~SEC	OBVAM App Id - Fetch Document List	CMNCORE
Application Server IP for Oracle Business Intelligence Publisher	10.40.136.72	Handoff File Path for UBS	/scratch/obdx/wls/handoff/UBS
Duration of Active Program in days	1000	OBSCF Port	7003
OBVAM Port	7531	OBVAM App Id - Evaluate Collateral	CLLTRL
OBVAM User Id	LMADMIN1	OBVAM Port	8003
Oracle Live Experience Cloud Tenant ID	oraclefsgbuobdx	Live Experience Host IP	live.oraclecloud.com
IDCS Host Port	443	ELCM Host port	7103
Host Server Port for Oracle Financial Lending and Leasing	5014	Currency Support in Approval Rules	true
OBCL HOST IP	10.184.159.212	OBVAM Transaction Code	PAY
Application Server for Oracle Banking Platform	mumaa012.in.oracle.com	Host WSDL Version	124
Allow Touch Point Level Limit Definition (Y/N)	Y	OBVAM App Id - Fetch Account Details	LMM
Application Server Port for Oracle FLEXCUBE Universal Banking		Supported Auth Type for Login	OTP~R_SOFT_TOKEN~T_SOFT_TOKEN~SEC
OBVAM App Id - Amend facility	FCLTYP	OBVAM IP	whf00mdj
Open Term Deposit Threshold Amount	50000	Fetch Guarantee Type from Host (Y/N)	N
IPM Host port		Number of Cheque Books enabled (Y/N)	Y
Virtual Account Management Qualified(Y/N)	N	Limits Effective from Same Day (Y/N)	Y
MO IP	10.184.160.23	OBVAM App Id - Read Collateral Application	CLLTRL
OAUTH Port	18003	Live Experience Host Port	443
MO Port	7003	Date Default	CURRENT
		OBVAM Source Code	OBDX
Anonymous Security Key Name	origination_owsm_key	OBCL Host port	8555
OBVAM Transaction Default Currency	GBP	OBVAM Balance Range for Cash Position	-10000~0~10000~50000
OBVAM Balance Trends Points	5	OBVAM Balance Trends Period	120
OBVAM Virtual Account Statement Period	999	ISD CODE Enumeration Provider	com.ofss.digx.extiface.common.ubs124.impl.
Supported Auth Type for Transactions	OTP	OBSCF token expiry time in seconds	10
OBIC Branch Code	937	OBIC App Id	OBIC
OBIC User Id	OBDXUSER	OBIC Host port	9100
OBIC token expiry time in seconds	300	Auth Type for Wallet Registration	OTP
OBIC Host IP address	whf00gjl.in.oracle.com		

Copyright © 2006, 2020, Oracle and/or its affiliates. All rights reserved. | Security Information | Terms and Conditions

Field Description

Field Name	Description
OBVAM User Id	Displays the User ID for OBVAM system and available for edit.
Oracle Live Experience Cloud User ID	Displays the User ID for Oracle cloud live experience system and available for edit.
IDCS Host IP	Displays the Host IP of the IDCS host system and available for edit.

OBLM Checker ID	Displays the administrator checker ID for all the transaction of OBLM and available for edit.
Deposit Installment Amount Limit	Displays the maximum limit for the deposit installment amount and available for edit.
IPM Host IP address	Displays the IP address for the IPM host system and available for edit.
Feedback for a Transaction	Displays whether the feedback for a transaction is required and available for edit.
OBVAM No. of Remitters List	Displays the number of remitter lists maintained in OBVAM and available for edit. It is not mandatory to specify the parameter value for OBPM as the host system.
OAuth IP	Displays the host IP address for the OAuth and available for edit.
Application Server for Oracle FLEXCUBE Universal Banking	Displays the address of the application server host for Oracle FLEXCUBE Universal Banking and available for edit.
Host Server IP for Oracle Financial Lending and Leasing	Displays the host server IP of the Oracle Financial Lending and Leasing system and available for edit.
IPM Host application name	Displays the IPM host application name and available for edit.
OBCFPM Branch Code	Displays the branch code of the set Branch for OBCFPM and available for edit.
OBVAM IP	Displays the Host IP of the OBVAM and available for edit. It is not mandatory to have the parameter value for OBPM as the host system.
Corporate User Supported Auth Type	Displays the authorization type supported by the application for corporate users and available for edit.
ELCM Host IP	Displays the host IP address for ELCM and available for edit.
Identification Types	Displays the identification type whether it is from local or remote and available for edit. It is not mandatory to specify the parameter value for OBPM as the host system.
UBS File Handoff Host Port	Displays the port number for UBS file handoff and available for edit.

Application Server Port for Oracle Banking Platform	Displays the port of the application server for Oracle Banking Platform and available for edit.
Host Server IP for Oracle FLEXCUBE Universal Banking	Displays the host server IP of the Oracle FLEXCUBE Universal Banking system and available for edit.
OBVAM token expiry time in seconds	Displays the token refresh time in seconds for the API calls for OBVAM and available for edit.
OBVAM Offset Transaction Code	Displays the offset transaction code for OBVAM and available for edit. It is not mandatory to specify the parameter value for OBPM as the host system.
Duration of future start date in days	Displays the duration of future start date in days and available for edit.
Deposit Cumulative Amount Limit	Displays the cumulative limit for deposit amount and available for edit.
Supported Auth Type for Transactions	Displays the authorization type supported by the application for the transactions and available for edit.
OBCFPM IP	Displays the IP address for OBCFPM and available for edit.
UBS File Handoff Host IP	Displays the host IP address for UBS file handoff and available for edit.
OBSCF Branch Code	Displays the branch code of the set Branch for OBSCF and available for edit.
Default Days for Upcoming Repayments	Displays the no of future dates to be included for showing upcoming finance repayment in Upcoming Repayment Widget.
OBLM Maker ID	Displays the administrator maker ID for all the transaction of OBLM and available for edit.
OBSCF IP	Displays the IP address for OBSCF and available for edit.
FATCA Compliance check required (Y/ N)	Displays whether the FATCA and CRS compliance check is required or not for business users and available for edit. It is not mandatory to specify the parameter value for OBPM as the host system.
OBLM IP	Displays the host IP address for the OBLM and available for edit.
OBVAM Port	Displays the port for the OBVAM host system and available for edit.

Flag to enable SSL	Displays if the flag for SSL needs to be enabled and available for edit.
OBCFPM User Id	Displays the user id for OBCFPM and available for edit.
IDCS Connection Scheme	Displays the IDCS connection scheme and available for edit.
TD Pool Code	Displays the pool code for TD account type and available for edit. It is not mandatory to specify the parameter value for OBPM as the host system.
Application Server Port for Oracle Business Intelligence Publisher	Displays the port number for Oracle Business Intelligence Publisher host system and available for edit.
OBVAM Branch Code	Displays the bank branch code maintained in OBVAM and available for edit. It is not mandatory to specify the parameter value for OBPM as the host system.
OBLM Port	Displays the port for the OBLM host system and available for edit. It is not mandatory to specify the parameter value for OBPM as the host system.
Host Server Port for Oracle FLEXCUBE Universal Banking	Displays the host server port for Oracle FLEXCUBE Universal Banking host system and available for edit.
Retail User Supported Auth Type	Displays the authorization type supported by the application for retail users and available for edit.
IDCS OBDX Client Id	Displays the IDCS OBDX client unique identification number and available for edit.
Handoff File Path for FCORE	Displays the hand-off file path for FCORE host system and available for edit.
OBSCF User Id	Displays the user id for OBSCF and available for edit.
Liquidity Management Qualified (Y/N)	Displays whether the host is qualified with liquidity management and available for edit.
OBVAM Remitter Record Status	Displays the remitter record status for OBVAM and available for edit.
OBLM Branch Code	Displays the branch code of the set Branch for OBLM and available for edit.
Allow Multiple Goods (Y/N)	Displays whether multiple goods are allowed or not as part of trade finance transactions and available for edit. It is not

mandatory to specify the parameter value for OBPM as the host system.

Anonymous Security Policy	Displays the security policy that is applicable for anonymous users i.e. users not logged in and available for edit.
Administrator Supported Auth Type	Displays the authorization type supported by the application for administrator users and available for edit.
OBCFPM App Id - Fetch Document List	Displays the application ID to fetch document list of all the OBCFPM accounts and available for edit.
Application Server IP for Oracle Business Intelligence Publisher	Displays the application server IP of the Oracle Business Intelligence Publisher host system and available for edit.
Handoff File Path for UBS	Displays the hand-off file path for UBS host system and available for edit.
Duration of Active Programs in Days	Displays the duration of active programs in days and available for edit.
OBSCF Port	Displays the port number for OBSCF and available for edit.
OBCFPM Port	Displays the port set for OBCFPM and available for edit.
OBCFPM App Id - Evaluate Collateral	Displays the OBCFPM application ID to evaluate the collateral and available for edit.
OBLM User ID	Displays the user ID for all the transaction of OBLM and available for edit.
OBCLPM Port	Displays the port number for OBCLPM and available for edit.
Oracle Live Experience Cloud Tenant ID	Displays the Cloud Tenant ID defined for Oracle Live Experience and available for edit.
Live Experience Host IP	Displays the host IP address for the live experience system and available for edit.
IDCS Host Port	Displays the port for the IDCS host system and available for edit.
ELCM Host Port	Displays the host port set for ELCM and available for edit.
Host Server Port for Oracle Financial Lending and Leasing	Displays the host server port for Oracle Financial Lending and Leasing system and available for edit.

Currency Support In Approval Rules	Displays if currency as a parameter is supported in approval rules and available for edit.
OBCL Host IP	Displays the host IP address for OBCL and available for edit.
OBVAM Transaction Code	Displays the transaction code for OBVAM and available for edit. It is not mandatory to specify the parameter value for OBPM as the host system.
Application Server for Oracle Banking Platform	Displays the address of the application server host for Oracle Banking Platform and available for edit.
Host WSDL Version	Specify the host WSDL version number and available for edit.
Allows Touch Point Level Limit Definition (Y/N)	Displays whether the touch point level limit definition is allowed or not and available for edit.
OBSCF token expiry time in seconds	Displays the token refresh time in seconds for the API calls for OBSCF and available for edit.
OBLM App Id - Fetch Account Details	Displays the application ID to fetch details of all the OBLM accounts and available for edit.
Application Server Port for Oracle FLEXCUBE Universal Banking	Displays the application server port for Oracle FLEXCUBE Universal Banking and available for edit.
Supported Auth Type for Login	Displays the authorization type supported by the application for logging in the application for the users and available for edit.
OBCFPM App Id - Amend facility	Displays the OBCFPM application ID to amend the facility and available for edit.
OBCLPM IP	Displays the host IP address for the OBCLPM. It is not mandatory to specify the parameter value for OBPM as the host system and available for edit.
Open Term Deposit Threshold Amount	Displays the threshold amount for term deposit and available for edit.
Fetch Guarantee Type from Host (Y/ N)	Displays whether the fetching of guarantee type from host is required or not and available for edit.
IPM Host port	Displays the IPM host port and available for edit.
Number of Cheque Books enabled (Y/N)	Displays whether the number of cheque books flag is enabled or not and available for edit.

Virtual Account Management Qualified (Y/N)	Displays whether the transaction is qualified with virtual account management and available for edit.
Limits Effective from Same Day (Y/N)	Displays if limits are effective from the same day or next day and available for edit.
MO IP	Displays the IP address for MO and available for edit.
OBCFPM App Id - Read Collateral Application	Displays the OBCFPM application ID to read the collateral application and available for edit.
OAUTH Port	Displays the port for the OAuth host system and available for edit.
Live Experience Host Port	Displays the port for the live experience host system and available for edit.
MO Port	Displays the port number for Mid Office applications (for common document upload and download service across the mid offices) and available for edit.
Date Default	Displays the default date for the system and available for edit. It is not mandatory to specify the parameter value for OBPM as the host system.
OBVAM Source Code	Displays the source code for OBVAM and available for edit.
Anonymous Security Key Name	Displays the security key name for anonymous users and available for edit. It is not mandatory to specify the parameter value for OBPM as the host system.
OBCL Host Port	Displays the host port set for OBCL and available for edit.
OBVAM Transaction Default Currency	Displays the default currency for OBVAM transaction and available for edit.
IDCS OBDX Client Secret	Displays the IDCS OBDX client secret number and available for edit.
OBVAM Balance Range for Cash Position	Displays the balance range configuration for Cash Position Widget and available for edit.
OBVAM Balance Trends Points	Displays the property to configure intervals for a given 'VAM_TREND_PERIOD' for balance trend widget of and available for edit.
OBVAM Balance Trends Period	Displays the property to configure number of days from the current date for balance trend widget and available for edit.

OBVAM Virtual Account Statement Period	Displays the virtual account property to configure default 'From Date' and 'To Date' to fetch statements in cash position widget for OBVAM and available for edit.
Supported Auth Type for Transactions	Displays the authorization type supported by the application for the transactions and available for edit.

Note:

1) The fields appearing in the System Configuration – Dynamic Module – Other Module tab depends on the settings done at the back end and is dynamic in nature.
 2) The mandatory parameters required are same as that defined in Dynamic Module – Other described in the create section above for OBPM host system.

- Edit the required Other Module details.
- Click **Save** to save the changes.
OR
Click **Cancel** to cancel the transaction.
- The **System Configuration - Dynamic Module – Other Module - Review** screen appears. Verify the details, and click Confirm.
OR
Click **Cancel** to cancel the transaction.
OR
Click the Basic Details, Bank Details, Host Details or Branch Details tabs to view and edit the respective details if required.
- The screen with success message along with the reference number and status appears.
Click **OK** to complete the transaction.

6.1.10 System Configuration – Dynamic Module - File Upload – View and Edit

As part of bulk transactions option, the work area path and response file path of bulk transactions are defined.

To view and edit the File Upload module details:

- Click on **System Configuration** option on the dashboard and navigate to the dynamic module – File Upload tab. The default option is '**View**'.

Dynamic Module - File Upload - View

System Configuration

< M 14.4 | UBS 14.4 AT3 BRANCH | OBPM 14.x INNV OBDXBU_8 | FCR11.10 | OBPM 14.5 MNT OBDXBU32 | Third Party | OBPM 14.6 MNT OBDXBU24 >

Select Host Oracle FLEXCUBE Universal Banking 14.5.0.0.0

Entity : UBS OBPM 14.4 HEL Branch

Basic Details	UBS File Handoff Host IP	10.184.155.74	Maximum Allowed File Size (In Bytes)	15242881
Host Details	Response File Path	/scratch/obdx/wls/fileupload	Work Area Path	/scratch/obdx/wls/fileupload
Bank Details	Maximum Number of Records Allowed Per File	50001	UBS File Handoff Host Port	5039
Branch Details	Handoff File Path for UBS	/scratch/obdx/wls/handoff/UBS	Debitor BIC FI	PPBKG21456
SMTP	Handoff File Path for FLEXCUBE Core Banking	/scratch/obdx/wls/handoff/FCORE		
Third Party Configuration				
Dynamic Module				
> Brand				
> Payment				
> WealthManagement				
> ORIGINATION				
> WALLET				
> OTHERMODULE				
> File Upload				
> ForexDeal				
> Origination				
> ServiceRequest				
> Common				

Edit Cancel

- Click **Edit** to edit the Dynamic Module – File Upload. The **System Configuration - Dynamic Module – File Upload** screen appears in editable form.

Dynamic Module - File Upload - Edit

System Configuration

[M 14.4](#) |
 [UBS 14.4 AT3 BRANCH](#) |
 [OBPM 14.x INNV OBDXBU_8](#) |
 [FCR11.10](#) |
 [OBPM 14.5 MNT OBDXBU32](#) |
 [Third Party](#) |
 [OBPM 14.6 MNT OBDXBU24](#)

Select Host Oracle FLEXCUBE Universal Banking 14.5.0.0.0

Entity : UBS OBPM 14.4 HEL Branch

Basic Details	UBS File Handoff Host IP	10.184.155.74	Maximum Allowed File Size (In Bytes)	15242881
Host Details	Response File Path	/scratch/obdx/wls/fileu	Work Area Path	/scratch/obdx/wls/fileu
Bank Details	Maximum Number of Records Allowed Per File	50001	UBS File Handoff Host Port	5039
Branch Details	Handoff File Path for UBS	/scratch/obdx/wls/hanc	Debitor BIC FI	PPBKGB21456
SMTP	Handoff File Path for FLEXCUBE Core Banking	/scratch/obdx/wls/hanc		
Third Party Configuration				
Dynamic Module				
> Brand				
> Payment				
> WealthManagement				
> ORIGINATION				
> WALLET				
> OTHERMODULE				
> File Upload				
> ForexDeal				
> Origination				
> ServiceRequest				
> Common				

Save Cancel

Field Description

Field Name	Description
Work Area Path	Displays the work area path of files for bulk transactions and is available for edit.
Response File Path	Displays the response file path for bulk transactions and is available for edit.

- In the **Work Area Path** field, edit the path of the working area, if required.
- In the **Response File Path** field, edit the path of the response file, if required.
- Click **Save** to save the changes.
OR
Click **Cancel** to cancel the transaction.
- The **System Configuration - Dynamic Module – File Upload - Review** screen appears. Verify the details, and click **Confirm**.
OR
Click **Cancel** to cancel the transaction.
OR
Click the Basic Details, Host Details, Bank Details, Branch Details, SMTP or Dynamic Module tabs to view and edit the respective details if required.
- The screen with success message along with the reference number and status appears. Click **OK** to complete the transaction.

6.1.11 System Configuration – Dynamic Module – Forex Deal- View and Edit

Forex Deal is not supported with OBPM as the host system.

6.1.12 System Configuration - Dynamic Module - Origination – View and Edit

Origination is not supported with OBPM as the host system.

6.1.13 System Configuration – Dynamic Module - Service Request– View and Edit

Using this option, the system administrator maintains the service request module details. These configurations once defined can be viewed and edited.

To view and edit the system configuration - dynamic module - Service Request details:

- Click on **System Configuration** option on the dashboard and navigate to the dynamic module – Service Request tab. The default option is '**View**'.

System Configuration - Dynamic Module – Service Request – View

System Configuration

- < M 14.4
- UBS 14.4 AT3 BRANCH
- OBPM 14.x INNV OBDXBU_8
- FCR11.10
- OBPM 14.5 MNT OBDXBU32
- Third Party
- OBPM 14.6 MNT OBDXBU24
- >

Select Host Oracle FLEXCUBE Universal Banking 14.5.0.0.0

Entity : UBS OBPM 14.4 HEL Branch

- Basic Details
- Host Details
- Bank Details
- Branch Details
- SMTP
- Third Party Configuration
- Dynamic Module
 - > Brand
 - > Payment
 - > WealthManagement
 - > ORIGINATION
 - > WALLET
 - > OTHERMODULE
 - > File Upload
 - > ForexDeal
 - > Origination
 - > ServiceRequest
 - > Common

Service Request Persistence Type	INTERNAL	Request Submission Expiration Duration (in days)	120
Service Request Turnaround Time	5		

- Click **Edit** to edit the Dynamic Module – Service Request module details. The **System Configuration - Dynamic Module – Service Request** screen appears in editable form.

System Configuration - Dynamic Module – Service Request - Edit

System Configuration

- < M 14.4
- UBS 14.4 AT3 BRANCH
- OBPM 14.x INNV OBDXBU_8
- FCR11.10
- OBPM 14.5 MNT OBDXBU32
- Third Party
- OBPM 14.6 MNT OBDXBU24
- >

Select Host Oracle FLEXCUBE Universal Banking 14.5.0.0.0

Entity : UBS OBPM 14.4 HEL Branch

<input checked="" type="checkbox"/> Basic Details	Service Request Persistence Type	INTERNAL	Request Submission Expiration Duration (in days)	120
<input checked="" type="checkbox"/> Host Details	Service Request Turnaround Time	5		
<input checked="" type="checkbox"/> Bank Details				
<input checked="" type="checkbox"/> Branch Details				
<input checked="" type="checkbox"/> SMTP				
<input checked="" type="checkbox"/> Third Party Configuration				
<input checked="" type="checkbox"/> Dynamic Module				
> Brand				
> Payment				
> WealthManagement				
> ORIGINATION				
> WALLET				
> OTHERMODULE				
> File Upload				
> ForexDeal				
> Origination				
> ServiceRequest				
> Common				

Save Cancel

Field Description

Field Name	Description
Request Submission Expiration Duration (in Days)	Displays the number of days post which the raised Service Request data will not be available for business user and is available for edit. For e.g. If this field is defined as 180 days, then the business user can view his raised service requests for last 180 days.
Service Request Persistent Type	Displays the persistent type for service request whether service request needs to be stored locally or sent to third party CRM and available for edit. The options available in this field are : <ul style="list-style-type: none"> • Internal – For persisting the data in OBDX • External – For persisting the data in third party system. <p>Note: There is no out of the box integration available for a third party system for persisting the raised service request data.</p>
Service Request Turnaround Time	Displays the predefined processing time within which the administrator should take action on a raised Service Request and available for edit. <p>If the service request processing time has passed this turnaround time, then an exclamation flag starts appearing against the raised Service Request in Request processing screen. This flag helps administrator in understanding that these service requests have already passed the turnaround time and should be actioned at the earliest.</p>

- In the **Request Submission Expiration Duration (in Days)** field, edit the values for expiration duration, if required.
- In the **Service Request Persistent** Type field, edit the persistent type for service request, if required.
- In the **Service Request Turnaround Time** field, edit the values if required.
- Click **Save** to save the changes.
OR
Click **Cancel** to cancel the transaction.
- The **System Configuration - Dynamic Module – Service Request - Review** screen appears. Verify the details, and click **Confirm**.
OR
Click **Cancel** to cancel the transaction.
OR
Click the Basic Details, Host Details, Bank Details, Branch Details, SMTP or Dynamic Module tabs to view and edit the respective details if required.
- The screen with success message along with the reference number and status appears. Click **OK** to complete the transaction.

6.1.14 System Configuration - Dynamic Module - Common – View and Edit

Using this option, the system administrator maintains the common modules. These configurations once defined can be viewed and edited.

To view and edit the system configuration - dynamic module - common details:

- Click on **System Configuration** option on the dashboard and navigate to the dynamic module – Common tab. The default option is 'View'.

System Configuration - Dynamic Module – Common- View

The screenshot displays the 'System Configuration' page for 'futura bank'. The top navigation bar includes 'ATM/Branch', 'English', and 'UBS 14.4 AT3 Branch'. The user is logged in as 'Welcome, Sam David' with a last login of '11 May 06:25 PM'. The main content area shows a list of branches, with 'OBPM HEL Branch 14.4' selected. Below this, there is a 'Select Host' dropdown set to 'Oracle FLEXCUBE Universal Banking 1...'. The 'Entity: OBPM HEL Branch 14.4' is displayed. A sidebar on the left lists various configuration categories, with 'Dynamic Module' expanded to show sub-categories: Brand, Payment, WealthManagement, WALLET, OTHERMODULE, File Upload, ForexDeal, Origination, ServiceRequest, and Common. The 'Common' category is currently selected. At the bottom of the sidebar, there are 'Edit' and 'Cancel' buttons. The footer contains copyright information: 'Copyright © 2006, 2020, Oracle and/or its affiliates. All rights reserved. | Security Information | Terms and Conditions'.

- Click **Edit** to edit the **Dynamic Module – Common** module details. The **System Configuration - Dynamic Module – Common** screen appears in editable form.

System Configuration - Dynamic Module – Common- Edit

The screenshot shows the 'System Configuration' page for 'OBPM HEL Branch 14.4'. The interface includes a top navigation bar with 'ATM/Branch', 'English', and 'UBS 14.4 AT3 Branch'. Below this is a breadcrumb trail: 'FCR 11.7 EOD Branch > UBS 14.3 AT3 Branch OBCL > OBPM HEL Branch 14.4 > FCR 11.8 9999 Branch > UBS 14.3 AT3 Branch for OBLM > OBTF 14.4 000 OBDXBU12 > OBTFPM 14.4 OBDXBU13 >'. The main content area is titled 'Entity : OBPM HEL Branch 14.4' and features a sidebar with a list of configuration categories, each with a green checkmark: Basic Details, Host Details, Bank Details, Branch Details, Currency Payments, SMTP, Third Party Configuration, Dynamic Module, Brand, Payment, WealthManagement, WALLET, OTHERMODULE, File Upload, ForexDeal, Origination, ServiceRequest, and Common. The 'Dynamic Module' category is expanded, showing a 'Batch Redirection Host Port' field. At the bottom of the configuration area are 'Save' and 'Cancel' buttons. The footer contains the text: 'Copyright © 2006, 2020, Oracle and/or its affiliates. All rights reserved. | Security Information | Terms and Conditions'.

Field Description

Field Name	Description
Batch Redirection Host Port	Displays the host port for batch redirection and is available for edit.

- In the **Batch Redirection Host Port** field, edit the host port number, if required.
- Click **Save** to save the entered details.
OR
Click **Cancel** to cancel the transaction.
- The **System Configuration - Dynamic Module – Common - Review** screen appears.
Verify the details, and click Confirm.
OR
Click **Cancel** to cancel the transaction.
OR
Click the Basic Details, Bank Details, Host Details or Branch Details tabs to view and edit the respective details if required.
- The screen with success message along with the reference number and status appears.
Click **OK** to complete the transaction.

[Home](#)

7. System Configuration – Host System as Third Party

Note: For details on definition of entity along with maintenance of details, please refer to the content covered in the above sections.

- Select the Host System as **Third Party** and start with configuration.

System Configuration - Basic Details

The screenshot shows the 'System Configuration' page for a 'Third Party' entity. The interface includes a breadcrumb trail: < XBU13 > Third Party1 > UBS 14.3 AT3 Branch > UBS 14.4 HEL Branch > UBS 14.4 AT3 Branch > OBPM HEL Branch 14.2 > UBS 14.3 AT3 OBDBXBU11 > **Third Party** > OBTFPM 14.3 > RI >. The 'Select Host' dropdown is set to 'Third Party'. On the left, a list of configuration categories is shown with checkmarks: Basic Details, Bank Details, Branch Details, Currency Payments, SMTP, Third Party Configurations, and Dynamic Module. Under 'Dynamic Module', there are expandable sections for Brand, Payment, WealthManagement, OTHERMODULE, ForexDeal, Origination, ServiceRequest, and Common. The main configuration area contains the following details:

Web Server Host	mum00boa.in.oracle.com	Web Server Port	18777
Application Server Host	mum00boa.in.oracle.com	Application Server Port	13003

At the bottom of the configuration area are 'Next' and 'Cancel' buttons. The footer contains the text: 'Copyright © 2006, 2020, Oracle and/or its affiliates. All rights reserved. | Security Information | Terms and Conditions'.

Field Description

Field Name	Description
Entities Name	Name of the entities added to the setup.
Select Host	Select the host system for the channel banking platform.

Field Name	Description
Web Server Host	Enter the address of the web server host.
Web Server Port	Enter the web server port number.
Application Server Host	Enter the address of the application server host.
Application Server Port	Enter the application server port number

- In the **Web Server Host** field, enter the host name of the web server.
- In the **Web Server Port** field, enter the port number of the web server.
- In the **Application Server Host** field, enter the address of the application server host.
- In the **Application Server Port** field, enter the port number of the application server port.
- Click **Next**. The **System Configuration – Bank Details** screen appears.
OR
Click **Cancel** to cancel the setup process.

System Configuration – Bank Details

The screenshot displays the 'System Configuration' interface for 'Third Party' bank details. The top navigation bar includes 'futura bank' and user information 'Welcome, Sam David'. The main content area is titled 'System Configuration' and shows a breadcrumb trail: 'IXBU13 > Third Party1 > UBS 14.3 AT3 Branch > UBS 14.4 HEL Branch > UBS 14.4 AT3 Branch > OBPM HEL Branch 14.2 > UBS 14.3 AT3 OBDXBU11 > Third Party > OBTFPM 14.3 > RI >'. Below this, the 'Entity : Third Party' is selected. The left sidebar lists configuration categories: Basic Details, Bank Details, Branch Details, Currency Payments, SMTP, Third Party Configurations, and Dynamic Module. The main form fields are as follows:

Bank Code	003	Bank Group Code	ZIGGRP
Bank Name	Futura Bank	Bank Short Name	ZIG
Address Line 1	3 Edgar Buildings	Address Line 2	George Street
Address Line 3	Bath	Country	United Kingdom
Zip Code	677545	Allowed Account Types	<input checked="" type="checkbox"/> Conventional <input checked="" type="checkbox"/> Islamic <input checked="" type="checkbox"/> Recurring Deposit
Bank Currency	Great Britain Pound		

At the bottom of the form, there are three buttons: 'Previous', 'Next', and 'Cancel'. The footer contains the copyright notice: 'Copyright © 2006, 2020, Oracle and/or its affiliates. All rights reserved. | Security Information | Terms and Conditions'.

Field Description

Field Name	Description
Bank Code	Enter unique code to identify the bank.
Bank Group Code	Enter the bank group code.
Bank Name	Enter the name of the bank.
Bank Short Name	Enter the short name of the bank.
Address - Line 1 - 3	Enter the address details of the bank.
Country	Enter the country in which the bank is located/ headquartered.
ZIP Code	Enter the ZIP code of the bank.
Allowed Account Types	Select the allowed account types applicable for the bank. The options can be: <ul style="list-style-type: none"> • Conventional • Islamic • Recurring Deposits
Bank Currency	Specify the default currency applicable for the bank.

- In the **Bank Code** field, enter the code of the bank.
- In the **Bank Group Code** field, enter the group code of the bank.
- In the **Bank Name** field, enter the name of the bank.
- In the **Bank Short Name** field, enter the short name of the bank.
- In the **Address Line 1 - 3** field, enter the address details of the bank.
- From the **Country** list, select the country in which the bank is located.
- In the **ZIP Code** field, enter the zip code where bank is located.
- Select the **Allowed Account Types** check box. You can select Conventional / Islamic / Recurring Deposit.
- From the **Bank Currency** list, select the appropriate currency.
- Click **Next**. The **System Configuration – Branch Details** screen appears.
OR
Click **Previous** to go to the previous screen.
OR
Click **Cancel** to cancel the setup process.

System Configuration – Branch Details

The screenshot displays the 'System Configuration' page for a 'Third Party' entity. The breadcrumb trail includes: < XBU13 > Third Party1 > UBS 14.3 AT3 Branch > UBS 14.4 HEL Branch > UBS 14.4 AT3 Branch > OBPM HEL Branch 14.2 > UBS 14.3 AT3 OBDXBU11 > **Third Party** > OBTFPM 14.3 > RI >. The 'Select Host' dropdown is set to 'Third Party'. The main form area is titled 'Entity : Third Party' and contains a sidebar with navigation options (Basic Details, Bank Details, Branch Details, Currency Payments, SMTP, Third Party Configurations, Dynamic Module, Brand, Payment, WealthManagement, OTHERMODULE, ForexDeal, Origination, ServiceRequest, Common) and a main configuration table.

Field Name	Value	Field Name	Value
Bank Code	003	Branch Code	AT3
Home Branch	AT3	Local Currency	Great Britain Pound
Calculation Currency	Great Britain Pound	Region	UK

At the bottom of the form are 'Previous', 'Next', and 'Cancel' buttons. The footer contains the text: 'Copyright © 2006, 2020, Oracle and/or its affiliates. All rights reserved. | Security Information | Terms and Conditions'.

Field Description

Field Name	Description
Bank Code	Enter the unique code to identify the bank. You should specify the same bank code as specified in the previous section.
Branch Code	Enter the bank branch code.
Home Branch	Specify the home branch for the bank.

Field Name	Description
Local Currency	Select the local currency applicable for the bank.
Calculation Currency	Select the calculation currency applicable for the bank.
Region	Select the region of bank payments. The options are: <ul style="list-style-type: none"> • India • UK • SEPA

-
- In the **Bank Code** field, enter the code of the bank.
 - In the **Branch Code** field, enter the code of the bank branch.
 - In the **Home Branch** field, enter the code of the home branch of the bank.
 - From the **Local Currency** list, select the local currency of the bank branch.
 - From the **Calculation Currency** list, select the calculation currency of the bank.
 - From the **Region** list, select the appropriate region.
 - Click **Next**. The **System Configuration – SMTP** screen appears.
OR
Click **Previous** to go to the previous screen.
OR
Click **Cancel** to cancel the setup process.

System Configuration – Currency Payments

The screenshot shows the 'System Configuration' page for 'Third Party' in the Oracle Futura Bank interface. The breadcrumb trail includes: < XBU13 > Third Party1 > UBS 14.3 AT3 Branch > UBS 14.4 HEL Branch > UBS 14.4 AT3 Branch > OBPM HEL Branch 14.2 > UBS 14.3 AT3 OBDXBU11 > **Third Party** > OBTFPM 14.3 > RI >. The 'Entity : Third Party' section is active, showing a list of configuration categories on the left: Basic Details, Bank Details, Branch Details, Currency Payments, SMTP, Third Party Configurations, Dynamic Module, Brand, Payment, WealthManagement, OTHERMODULE, ForexDeal, Origination, ServiceRequest, and Common. The 'Currency Payments' category is selected, displaying two sections: 'International Fund Transfer' and 'International Draft'. Each section has a list of selected currencies: Euro, Great Britain Pound, Indian Rupee, and US Dollar. At the bottom of the configuration area are 'Previous', 'Next', and 'Cancel' buttons. The footer contains the copyright notice: 'Copyright © 2006, 2020, Oracle and/or its affiliates. All rights reserved. | Security Information | Terms and Conditions'.

Field Description

Field Name	Description
International Fund Transfer	Specify the currencies that are applicable for international fund transfer transactions.
International Draft	Specify the currencies that are applicable for international draft transactions.

- For the **International Fund Transfer** transaction, select required currencies.
- For the **International Draft** transaction, select required currencies.
- Click **Next**. The System Configuration– SMTP screen appears.
OR
Click **Previous** to go to the previous screen.
OR
Click **Cancel** to cancel the setup process.

System Configuration – SMTP

The screenshot displays the 'System Configuration' interface for 'Third Party' in the 'SMTP' section. The left-hand navigation pane includes options like Basic Details, Bank Details, Branch Details, Currency Payments, SMTP (selected), Third Party Configurations, Dynamic Module, and various modules such as Brand, Payment, WealthManagement, OTHERMODULE, ForexDeal, Origination, ServiceRequest, and Common. The main configuration area for 'Entity: Third Party' includes the following fields:

- Server Name: internal-mail-router.oracle.com
- Port: 25
- Sender Email Address: OBPAAlert_EMERALD_ME@oracle.com
- Recipient Email Address: (empty)
- Authentication Required:
- Username: (empty)
- Password: (empty)
- Send Test Email: (empty)

At the bottom of the configuration area, there are three buttons: 'Previous', 'Next', and 'Cancel'. The footer of the page contains the text: 'Copyright © 2006, 2020, Oracle and/or its affiliates. All rights reserved. | Security Information | Terms and Conditions'.

Field Description

Field Name	Description
Server Name	Enter the address of the mail server.
Port	Enter the port number
Sender Email Address	Enter the email address of the sender.
Recipient Email Address	Enter the email address of the recipient.
Authentication Required	Select the check box, if authentication is required.
Username	Enter the user name.
Password	Enter the password.

- In the **Server Name** field, enter the address of the mail server.
- In the **Port** field, enter the port number.
- In the **Sender Email Address**, enter the email address of the sender.
- In the **Recipient Email Address**, enter the email address of the recipient.
- In the **Username**, enter user name.
- In the **Password** field, enter the password.
- Send test email to confirm the email address.
- Click **Next**. The **System Configuration –Third Party Configurations - Host Details** screen appears.
OR
Click **Previous** to go to the previous screen.
OR
Click **Cancel** to cancel the setup process.

System Configuration – Third Party Configurations - Host Details

Through this, user can maintain external host details configuration and queue configuration that are essential for enabling messaging for communication with external host systems.

The screenshot shows the 'System Configuration' interface for 'Third Party' configurations. The 'Host Name' field is set to 'THP' and the 'Host Version' is set to '1.0'. The 'Check Host Availability' button is present. The left sidebar lists various configuration categories, with 'Third Party Configurations' and 'Host Details' being relevant to this screen. The 'Next' button is highlighted, indicating the next step in the configuration process.

Field Description

Field Name	Description
Host Name	System defaults the host name as THP.
Host Version	System defaults the version number of the host to 1.0.

- System defaults the host name as THP and version number as 1.0.
- Click **Next**. The System Configuration – Third Party Configurations - Queue Configurations screen appears.
OR
Click **Previous** to go to the previous screen.
OR
Click **Cancel** to cancel the setup process.

System Configuration –Third Party Configurations - Queue Configurations

As part of this, the user defines the configuration of the sender/receiver message queues and connection factories used for messaging service.

The screenshot shows the Oracle System Configuration interface for 'Third Party' configurations. The interface is titled 'System Configuration' and includes a navigation menu on the left with options like 'Basic Details', 'Bank Details', 'Branch Details', 'Currency Payments', 'SMTP', 'Third Party Configurations', 'Host Details', 'Queue Configuration', and 'Dynamic Module'. The main content area displays configuration fields for 'Receiver Queue Connection Factory', 'Receiver Queue', 'Sender Queue Connection Factory', 'Sender Queue', and 'Check Host Availability'. The values for the connection factories are 'ExtSystemReceiverQCF' and 'ExtSystemSenderQCF'. The values for the queues are 'ExtSystemReceiverQueue' and 'ExtSystemSenderQueue'. At the bottom, there are 'Previous', 'Next', and 'Cancel' buttons.

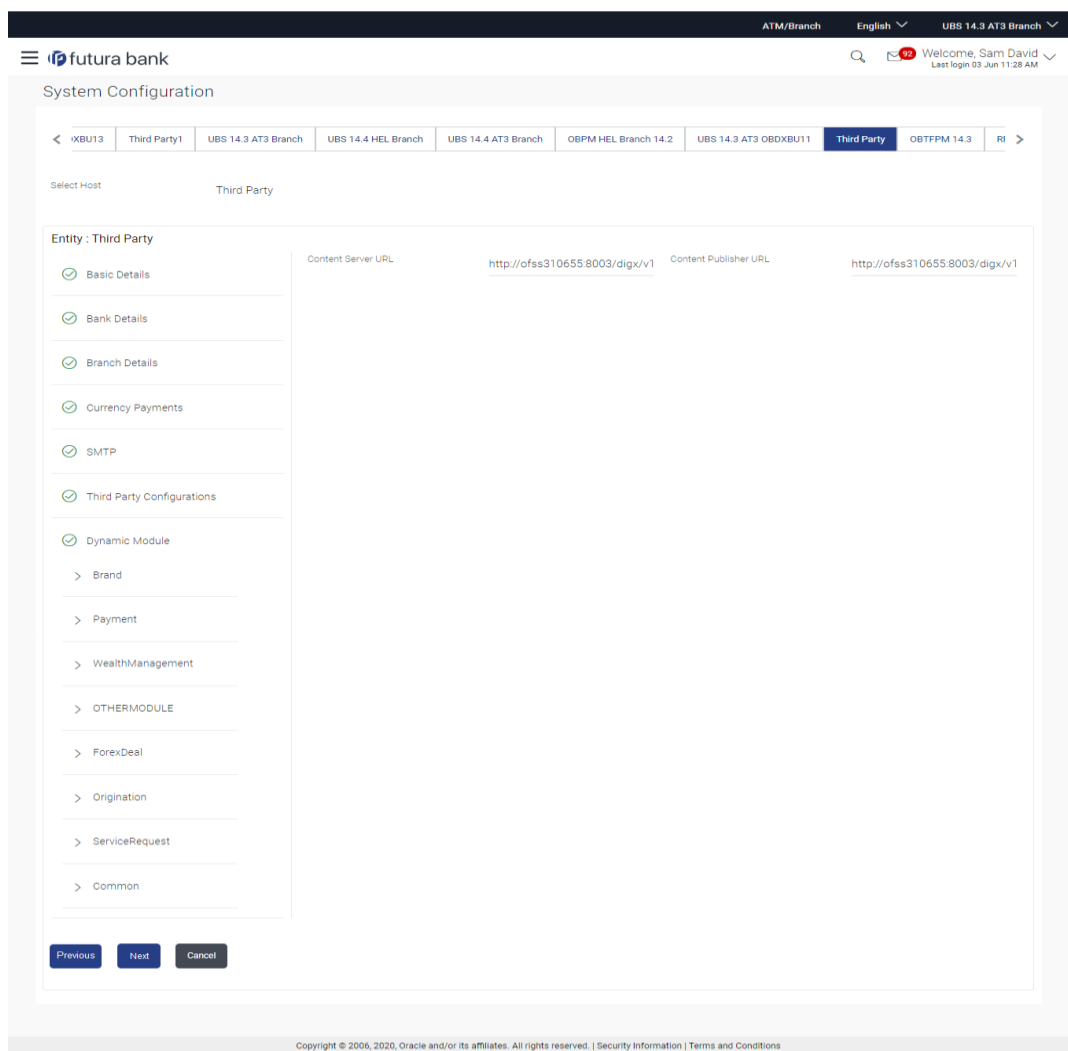
Field Description

Field Name	Description
Receiver Queue Connection Factory	Enter the JNDI name of the receiver connection factory, which is created inside Receiver JMS module. (For Example-ExtSystemReceiverQCF2).
Receiver Queue	Enter the JNDI name of the receiver queue (destination used for receiving the message from external host) created in the receiver JMS module. (For Example-ExtSystemReceiverQueue2).
Sender Queue Connection Factory	Enter the JNDI name of the sender connection factory, which is created inside Sender JMS module. (For Example-ExtSystemSenderQCF2)

Field Name	Description
Sender Queue	Enter the JNDI name of the sender queue created in the Sender JMS module. (For Example-ExtSystemSenderQueue2).

- In the **Receiver Queue Connection Factory** field, enter the appropriate value.
- In the **Receiver Queue** field, enter the appropriate value.
- In the **Sender Queue Connection Factory** field, enter the appropriate value.
- In the **Sender Queue** field, enter the appropriate value.
- Click **Next**. The **System Configuration – Dynamic Module – Brand** screen appears.
OR
Click **Previous** to go to the previous screen.
OR
Click **Cancel** to cancel the setup process.

System Configuration – Dynamic Module - Brand



Field Description

Field Name	Description
Content Server URL	Specify the URL of the content server.
Content Publisher URL	Specify the URL of the content publisher.

- In the **Content Server URL** field, enter the URL of content server.
- In the **Content Publisher URL** field, enter the URL of content publisher.
- Click **Next**. The **System Configuration – Dynamic Module – Payment** screen appears.
OR
Click **Previous** to go to the previous screen.
OR
Click **Cancel** to cancel the setup process.

System Configuration – Dynamic Module – Payments

The screenshot shows the 'System Configuration' page for 'Third Party'. The left sidebar contains a navigation menu with categories like 'Basic Details', 'Bank Details', 'Branch Details', 'Currency Payments', 'SMTP', 'Third Party Configurations', 'Dynamic Module', 'Brand', 'Payment', 'WealthManagement', 'OTHERMODULE', 'ForexDeal', and 'Origination'. The main content area displays a table of configuration parameters for the 'Third Party' entity.

Field Name	Value	Field Name	Value
OBPM Instructed Currency Indicator	T	Domestic Fund Transfer - SI - NEFT (Code)	OPFC
Bill Payment (Code)	BPAT	OBPM User Id	FCATOP
OBPM Host code	SWITZ	Max Multiple Transfer Limit for Corporate Users	5
SEPA Direct Debit Payments - SI (Category)	COCC	Peer to Peer External Payment (Code)	P2PF
OBPM Domestic Draft Network Code	INS_ISSUE	UPI Request Money Max. Expiry Period (in days)	30
OBPM Domestic India Prefunded Payments?	N	OBPM Host Port Number	9010
Peer to Peer Payment (Code)	PBPO	External Payment Redirection URL	http://mum00boa:18777/home.
SEPA Credit Payment (Category)	COPC	OBPM Domestic Draft Payment Type	I
Domestic Fund Transfer - NEFT (Category)	OUPA	Process payment to next working day enabled (Y/N)	Y
Max. Invalid Attempts - Security PIN	5	Payee Photo - Corporate (Y/N)	Y
OBPM International Draft Payment Type	I	OBPM Source code	INTERNETBANKING
OBPM WS Version Number	141	SEPA Direct Debit Payments - SI (Category)	COCC
Self Fund Transfer - SI (Code)	BKOP	OBPM Internal Fund Transfer Network Code	BOOK
Self Fund Transfer With Forex Deal (Code)	BKOF	SEPA Direct Debit Payments (Code)	SOUC
Number Of Days To Check Upcoming Payment	5	Peer to Peer Internal Payment (Code)	PBKT
Enable Upcoming Payment Check (Y/N)	N	Domestic Fund Transfer - NEFT (Code)	OPFC
OBPM SEPA Direct Debit Network Code	SDCC	Internal Fund Transfer - SI (Code)	BKOP
OBPM Domestic India Fund Transfer Payment Method	TRA	OBPM SEPA Credit Fund Transfer Network Code	STEP2
Corporate Service charges enabled (Y/N)	Y	Self Fund Transfer (Category)	OUPA
Self Fund Transfer With Forex Deal (Category)	OPFX	External Fund Transfer	BKOP
Max. No. of Split Bill Contributors	10	Bill Payment (Category)	FOCK

> ServiceRequest
> Common

Claim Money Link Expiry(days)	3	OBPM Draft Cancellation Payment Mode	C
Internal Fund Transfer (Code)	BKQP	Internal Fund Transfer - SI (Category)	OUPA
Internal Fund Transfer With Forex Deal (Code)	BKQF	SEPA Direct Debit Payments - SI (Code)	SOUC
External Fund Transfer (Category)	OUPA	International Draft (Code)	MCKP
Self Fund Transfer (Code)	BKQP	Enable payee edit in hours after payee creation or modification .	48
Claim Payment URL	https://mumaa012.in.oracle.com	OBPM Domestic India Fund Transfer Clearing System Id Code	INFSC
Domestic Fund Transfer (Category)	OUPA	Domestic Fund Transfer - RTGS (Code)	OPFD
OBPM International Draft Network Code	INS_ISSUE	International Fund Transfer With Forex Deal (Code)	FTOC
Domestic Fund Transfer - SI - NEFT (Category)	OUPA	OBPM Self Fund Transfer Network Code	BOOK
OBPM International Draft Instrument Code	MNGRCHQ	International Fund Transfer (Code)	FTOC
Domestic Fund Transfer - RTGS - SI (Code)	OPFD	Retail Service charges enabled (Y/N)	Y
OBPM Domestic India Save Template?	N	Network suggestion (Y/N)	Y
Peer to Peer Payment (Category)	POUP	Internal Fund Transfer (Category)	OUPA
Max Multiple Bill Payment Limit for Retail Users	5	Self Fund Transfer - SI (Category)	OUPA
SEPA Credit Payment - SI (Code)	SOPC	SEPA Credit Payment - SI (Category)	OUPA
OBPM International Fund Transfer Network Code	SWIFT	Max Multiple Bill Payment Limit for Corporate Users	5
Max Multiple Transfer Limit for Retail Users	5	OBPM Payment Transaction Type Outward	O
OBPM Home Branch Code	AT4	OBPM Source Code	FCAT
Internal Transfer With Forex Deal (Category)	OPFX	OBPM Host IP Address	10.184.155.74
OBPM Domestic Draft Instrument Code	DEMANDFT	Peer to Peer External Payment (Category)	PFOU
Domestic Fund Transfer - RTGS - SI (Category)	OUPA	Domestic Fund Transfer - RTGS (Category)	OUPA
Payee Photo - Retail (Y/N)	Y	OBPM Domestic India Fund Transfer Network Code	TARGET2
OBCL WS Version Number	141	SEPA Credit Payment (Code)	OOPC
Domestic Fund Transfer (Code)	OPEX	OBPM Payment Transaction Type Inward	I
Peer to Peer Internal Payment (Category)	PFOU		

Previous
Next
Cancel

Copyright © 2006, 2020, Oracle and/or its affiliates. All rights reserved. | Security Information | Terms and Conditions

Field Description

Field Name	Description
OBPM Instructed Currency Indicator	Specify the OBPM instructed currency indicator.
Domestic Fund Transfer-SI-NEFT (Code)	Specify the product code for domestic fund transfer with standing instructions and network type NEFT.
Bill Payment (Code)	Specify the product code for bill payments.
OBPM User Id	Specify the user id for OBPM and available for edit.
OBPM Host Code	Specify the host code for OBPM.
Max Multiple Transfer Limit for Corporate Users	Specify the maximum number of fund transfer that a corporate user can initiate in one go.

Field Name	Description
SEPA Direct Debit Payments - SI (Category)	Specify the product category for SEPA direct debit payments with standing instructions.
Peer to Peer External Payment (Code)	Specify the product code for peer to peer external payments.
OBPM Domestic Draft Network Code	Specify the network code for OBPM domestic draft.
UPI Request Money Max. Expiry Period (in days)	Specify the number of days after which the UPI request for money gets expired.
OBPM Domestic India Prefunded Payments?	Specify whether there is a prefunded payment for OBPM domestic India.
OBPM Host Port Number	Specify the OBPM host port number.
Peer to Peer Payment (Code)	Specify the product code for peer to peer payments.
External Payment Redirection URL	Specify the URL for the external payments.
SEPA Credit Payment (Category)	Specify the product category for SEPA credit payments.
OBPM Domestic Draft Payment Type	Specify the OBPM Payment for domestic draft type of transaction.
Domestic Fund Transfer - NEFT (Category)	Specify the product category for domestic fund transfer with network type as NEFT.
Process payment to next working day enabled (Y/N)	Specify whether the processing of payments for next working day is enabled.
Max Invalid Attempts - Security PIN	Specify the number of invalid attempts allowed if entering the wrong PIN.
Payee Photo - Corporate (Y/N)	Specify whether the feature of payee photo for corporate user is enabled or not.
OBPM International Draft Payment Type	Specify the OBPM Payment for international draft type of transaction.
OBPM Source Code	Specify the source code for OBPM.
OBPM WS Version Number	Specify the version number for OBPM host Web Service.

Field Name	Description
SEPA Direct Debit Payments - SI (Category)	Specify the product category for SEPA direct debit payments with standing instructions.
Self Fund Transfer - SI (Code)	Specify the product code for self fund transfer with standing instructions.
OBPM Internal Fund Transfer Network Code	Specify the network code for OBPM internal fund transfer and available for edit.
Self Fund Transfer with Forex Deal (Code)	Specify the product code for self fund transfer with forex deal.
SEPA Direct Debit Payments (Code)	Specify the product code for SEPA direct debit payments.
Number of Days To Check Upcoming Payments	Specify the number of days within which upcoming payments are due to a payee.
Peer to Peer Internal Payment (Code)	Specify the product code for peer to peer internal payments and available for edit.
Enable Upcoming Payment Check (Y/N)	Specify if the system needs to check for upcoming scheduled transfers (via Standing Instructions or Pay Later) due to a payee.
Domestic Fund Transfer - NEFT (Code)	Specify the product code for domestic fund transfer with network type NEFT.
OBPM SEPA Direct Debit Network Code	Specify network code for OBPM SEPA direct debit.
Internal Fund Transfer - SI (Code)	Specify the product code for internal transfer with standing instructions.
OBPM Domestic India Fund Transfer Payment Method	Specify the mode of fund transfer and payment method for OBPM domestic India.
OBPM SEPA Credit Fund Transfer Network Code	Specify the network code for OBPM SEPA credit fund transfer.
Corporate Service charges enabled (Y/N)	Specify whether the corporate service charge is enabled.
Self Fund Transfer (Category)	Specify the product category for self fund transfer.
Self Fund Transfer With Forex Deal (Category)	Specify the product category for self fund transfer with forex deal.

Field Name	Description
External Fund Transfer	Specify the product code/ category for external fund transfer.
Max. No. of Split Bill Contributors	Specify the number of users that can contribute for splitting a bill.
Bill Payment (Category)	Specify the product category for bill payments and available for edit.
Claim Money Link Expiry (days)	Specify the number of days after which the claim money link will expire.
OBPM Draft Cancellation Payment Mode	Specify the payment mode for OBPM draft cancellation.
Internal Fund Transfer (Code)	Specify the product code for internal fund transfer.
Internal Fund Transfer - SI (Category)	Specify the product category for internal transfer with standing instructions.
Internal Fund Transfer with Forex Deal (Code)	Specify the product code for internal fund transfer with forex deal.
SEPA Direct Debit Payments SI - (Code)	Specify product code for SEPA direct debit payments.
External Fund Transfer (Category)	Specify the product category for external fund transfer.
International Draft (Code)	Specify the product code for international draft.
Self Fund Transfer (Code)	Specify the product code for self fund transfer.
Enable payee edit in hours after payee creation or modification	Specify the time in hours for the payee to be enabled for modification after its creation.
Claim Payment URL	Specify the claim payment URL for the beneficiary to claim money.
OBPM Domestic India Fund Transfer Clearing System Id Code	Specify the clearing system Id code for OBPM Domestic India fund transfer and available for edit.
Domestic Fund Transfer (Category)	Specify the product category for domestic fund transfer and available for edit.

Field Name	Description
Domestic Fund Transfer - RTGS (Code)	Specify the product code for domestic fund transfer with network type as RTGS.
OBPM International Draft Network Code	Specify the network code for OBPM international draft.
International Fund Transfer with Forex Deal (Code)	Specify the product code for international fund transfer with forex deal.
Domestic Fund Transfer-SI-NEFT (Category)	Specify the product category for domestic fund transfer with standing instructions and network type NEFT.
OBPM Self Fund Transfer Network Code	Specify the network code for OBPM self fund transfer.
OBPM International Draft Instrument Code	Specify the instrument code for OBPM international draft.
International Fund Transfer (Code)	Specify the product code for international fund transfer transaction.
Domestic Fund Transfer- RTGS - SI (Code)	Specify the product code for domestic fund transfer with standing instructions and network type as RTGS.
Retail Service Charge Enabled (Y/N)	Specify whether the retail service charge is enabled or not.
OBPM Domestic India Save Template?	Specify whether the OBPM domestic India template is saved or not.
Network Suggestion (Y/N)	Specify whether the network suggestion is enabled or not and available for edit.
Peer to Peer Payment (Category)	Specify the product category for peer to peer payments.
Internal Fund Transfer(Category)	Specify the product category for internal fund transfer and available for edit.
Max Multiple Bill Payment Limit for Retail Users	Specify the maximum number of bill payments that a retail user can initiate in one go.
Self Fund Transfer - SI (Category)	Specify the product category for self fund transfer with standing instructions and available for edit.
SEPA Credit Payment -SI (Code)	Specify the product code for SEPA credit payments with standing instructions.

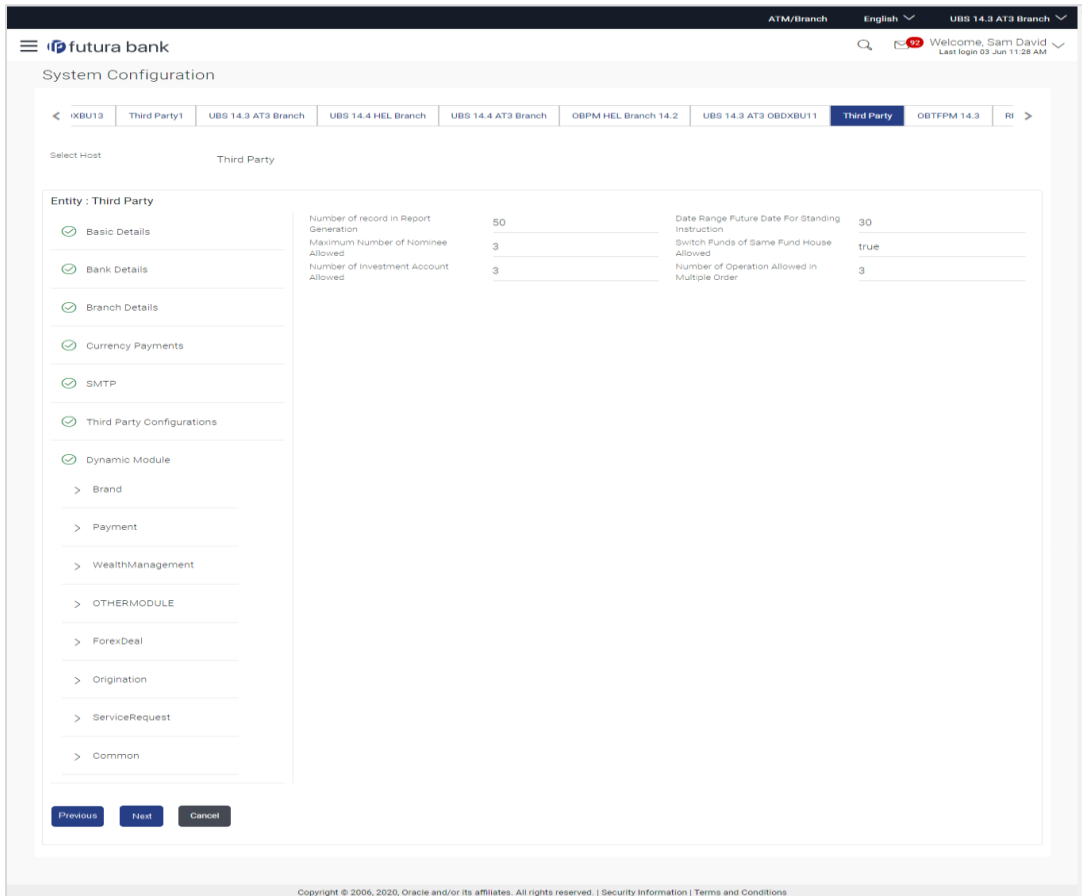
Field Name	Description
SEPA Credit Payment - SI(Category)	Specify the product category for SEPA credit payments with standing instructions.
OBPM International Fund Transfer Network Code	Specify the network code for OBPM international fund transfer.
Max Multiple Bill Payment Limit for Corporate Users	Specify the maximum number of bill payments that a corporate user can initiate in one go.
Max Multiple Transfer Limit for Retail Users	Specify the maximum number of fund transfer that a retail user can initiate in one go and available for edit.
OBPM Payment -Transaction Type Outward	Specify the OBPM Payment for outward type of transaction.
OBPM Home Branch Code	Specify the code for OBPM home branch.
OBPM Source Code	Specify the source code for OBPM.
Internal Fund Transfer with Forex Deal (Category)	Specify the product category for internal fund transfer with forex deal.
OBPM Host IP Address	Specify the host IP address for OBPM and available for edit.
OBPM Domestic Draft Instrument Code	Specify the instrument code for OBPM domestic draft and available for edit.
Peer to Peer External Payment (Category)	Specify the category for peer to peer external payments.
Domestic Fund Transfer - RTGS - SI (Category)	Specify the product category for domestic fund transfer with standing instructions and network type as RTGS.
Domestic Fund Transfer - RTGS (Category)	Specify the product category for domestic fund transfer with network type as RTGS and available for edit .
Payee Photo - Retail (Y/N)	Specify whether the feature of payee photo for retail user is enabled or not and available for edit.
OBPM Domestic India Fund Transfer Network Code	Specify the network code for OBPM domestic India fund transfer.
OBCL WS Version Number	Specify the version number for OBCL host Web Service.
SEPA Credit Payment (Code)	Specify the product code for SEPA credit payments.

Field Name	Description
Domestic Fund Transfer (Code)	Specify the product code for domestic fund transfer.
OBPM Payment Transaction Type Inward	Specify the OBPM Payment for inward type of transaction.
Peer to Peer Internal Payment (Category)	Specify the product category for peer to peer internal payments.

Note: The fields appearing in the System Configuration – Dynamic Module – Payments tab depends on the settings done at the back end and is dynamic in nature.

- Enter the relevant details in the Dynamic Module - Payments tab
- **Click Next. The System Configuration – Dynamic Module – Wealth Management screen appears.**
OR
Click **Previous** to go to the previous screen.
OR
Click **Cancel** to cancel the setup process.

System Configuration – Dynamic Module – Wealth Management



Field Description

Field Name	Description
Date range Future Date for Standing Instructions	Enter the date range or future date for the standing instruction to be executed.
Maximum Number of Nominees Allowed	Specify the maximum number of nominees that can be added in an investment account.
Switch Funds of Same Fund House Allowed	Specify whether the user is allowed to switch out the funds between the same fund house.
Number of Investments Account Allowed	Enter the value for maximum number of investment accounts allowed to be opened by a user at a time.
Number of Operations Allowed in Multiple Order	Specify the maximum number of operations allowed in multiple order.
Number of Record in Report Generation	Enter the value for maximum number of records allowed to be included in report generation.

- In the **Date range Future Date for Standing Instructions** field, enter the value for date range/ future date.
- In the **Maximum Number of Nominees Allowed** field, enter the value for number of nominee.
- In the **Switch Funds of Same Fund House Allowed** field, enter the flag.
- In the **Number of Investments Account Allowed** field, enter the value.
- In the **Number of Operations Allowed in Multiple Order** field, enter the value.
- In the **Number of Record in Report Generation** field, enter the value.
- Click **Next**. The **System Configuration – Dynamic Module – Other Module** screen appears.
OR
Click **Previous** to go to the previous screen.
OR
Click **Cancel** to cancel the setup process.

System Configuration – Dynamic Module – Other Module

ATM/Branch English UBS 14.3 AT3 Branch

futura bank
Welcome, Sam David
Last login 03 Jun 11:28 AM

System Configuration

< IXBU13
Third Party1
UBS 14.3 AT3 Branch
UBS 14.4 HEL Branch
UBS 14.4 AT3 Branch
OBPM HEL Branch 14.2
UBS 14.3 AT3 OBDXBU11
Third Party
OBTFFM 14.3
RI >

Select Host: Third Party

Entity : Third Party

- Basic Details
- Bank Details
- Branch Details
- Currency Payments
- SMTP
- Third Party Configurations
- Dynamic Module
 - > Brand
 - > Payment
 - > WealthManagement
 - > OTHERMODULE
 - > ForexDeal
 - > Origination
 - > ServiceRequest

Application Server Port for Oracle Business Intelligence Publisher Limits Effective from Same Day (Y/N)	9502	Y	OBVAM User Id	SAVITHA
OBCPFM Port	7531		Liquidity Management Qualified (Y/N)	Y
Allow Multiple Goods (Y/N)	N		IPM Host port	16000
Number of Cheque Books enabled (Y/N)	Y		OBSOF IP	whf00agj.in.oracle.com
OBVAM Transaction Default Currency	GBP		Host Server Port for Oracle Financial Lending and Leasing	7003
Administrator Supported Auth Type	OTP~R_SOFT_TOKEN~T_SOFT		Anonymous Security Policy	oracle/wss_username_token_cli
Supported Auth Type for Transactions	OTP~SOFT_TOKEN		Host Server IP for Oracle Financial Lending and Leasing	10.184.132.101
Oracle Live Experience Cloud User ID	oracleftsgbuobdx		OBVAM Port	7003
Handoff File Path for UBS	/scratch/obdx/wls/handoff/UBS		Live Experience Host IP	live.oraclecloud.com
OBTFFM Branch Code			OBVAM No. of Remitters Limit	2
Deposit Installment Amount Limit	50000		Identification Types	REMOTE_CLOSE_ENUM
Currency Support In Approval Rules	true		Date Default	CURRENT
Host Server Port for Oracle FLEXCUBE Universal Banking	7860		Application Server for Oracle FLEXCUBE Universal Banking	mum00chm.in.oracle.com
Fetch Guarantee Type from Host (Y/N)	Y		Application Server for Oracle Banking Platform	
OBVAM Branch Code	000		Supported Auth Type for Login	OTP~R_SOFT_TOKEN~T_SOFT
Application Server Port for Oracle Banking Platform			OBCLPM Port	8003
IDCS Connection Scheme	https		OAuth IP	mum00boa
ELCM Host port	7103		Allow Touch Point Level Limit Definition (Y/N)	Y
Handoff File Path for FCORE	/scratch/obdx/wls/handoff/FCC		FATCA Compliance check required(Y/N)	Y
IDCS OBDXClient Id				

> Common

Supported Soft Token	R_SOFT_TOKEN	IDCS Host Port	443
OBLM Maker Id	OBDXLMADMIN1	OBVAM Transaction Code	000
OBLM User Id	LMADMIN1	TD Pool Code	POOL1
Live Experience Host Port	443	OBLM Checker Id	OBDXLMADMIN2
MO IP	10.184.160.23	OBCFPM IP	10.40.64.235
Retail User Supported Auth Type	OTP~R_SOFT_TOKEN~T_SOFT	Application Server Port for Oracle FLEXCUBE Universal Banking	13003
Oracle Live Experience Cloud Tenant ID	oraclefgbuobdx	OBVAM Offset Transaction Code	000
IDCS Host IP	obdx-tenant01.identity.c9dev0.c	GAUTH Port	18003
Anonymous Security Key Name	origination_lowsm_key	OBVAM Remitter Record Status	0
Application Server IP for Oracle Business Intelligence Publisher	10.40.136.72	Corporate User Supported Auth Type	OTP~R_SOFT_TOKEN~T_SOFT
ELOM HOST IP	10.184.151.55	IPM Host application name	FLEXCUBE
Host Server IP for Oracle FLEXCUBE Universal Banking	10.184.135.59	MO Port	7003
Duration of future start date in days	180	Flag to enable SSL	false
Feedback for a Transaction	ALWAYS	IDCS OBDXClient Secret	
OBSCF Port	7003	Host WSDL Version	THP
IPM Host IP address	10.184.155.231	OBCLPM IP	whf00agl
OBLM IP	10.184.158.191	Virtual Account Management Qualified(Y/N)	N
OBVAM Source Code	OBDX	OBLM Branch Code	LMB
Open Term Deposit Threshold Amount	50000	OBVAM IP	10.184.160.23
OBCL HOST IP	10.184.159.212	UBS File Handoff Host Port	5039
OBLM App Id - Fetch Account Details	LMM	OBCL Host port	8555
Duration of Active Program in days	1000	Deposit Cumulative Amount Limit	500000
UBS File Handoff Host IP	10.184.155.74	Maximum Records for File Uploads	10000
Supported Auth Type for Transactions	OTP	OBCSF token expiry time in seconds	10
Maximum Length of File	5242880		
Auth Type for Wallet Registration	OTP		

Previous
Next
Cancel

Copyright © 2006, 2020, Oracle and/or its affiliates. All rights reserved. | Security Information | Terms and Conditions

Field Description

Field Name	Description
Application Server Port for Oracle Business Intelligence Publisher	Specify the port number for Oracle Business Intelligence Publisher host system.
OBVAM User Id	Specify the User ID set for all transactions on OBVAM via OBDX.
Limits Effective from Same Day (Y/N)	Specify whether the limits are effective from the same day or next day.
OBCFPM Port	Specify the port for the OBCFPM host system.

Field Name	Description
Liquidity Management Qualified (Y/N)	Specify whether the host is qualified with liquidity management.
Allow Multiple Goods (Y/N)	Specify whether multiple goods are allowed or not. It is not mandatory to specify the parameter value for Third Party as the host system.
Number of Cheque Books enabled (Y/N)	Specify whether the number of cheque books flag is enabled or not.
IPM Host port	Specify the port number of the IPM host system. It is not mandatory to specify the parameter value for Third Party as the host system.
OBVAM Transaction Default Currency	Specify the default currency for OBVAM transaction.
OBSCF IP	Specify the IP address for OBSCF.
Administrator Supported Auth Type	Specify the authorization type supported by the application for administrator users.
Host Server Port for Oracle Financial Lending and Leasing	Specify the host server port for Oracle Financial Lending and Leasing system.
Supported Auth Type for Transactions	Specify the authorization type supported by the application for the transactions.
Anonymous Security Policy	Specify the security policy for anonymous user. It is not mandatory to specify the parameter value for Third Party as the host system.
Oracle Live Experience Cloud User ID	Specify the User ID for Oracle cloud live experience system.
Host Server IP for Oracle Financial Lending and Leasing	Specify the host server IP for Oracle Financial Lending and Leasing host system.
Handoff File Path for UBS	Specify the hand-off file path for UBS host system.
OBVAM Port	Specify the port for the OBVAM host system. It is not mandatory to specify the parameter value for Third Party as the host system.
Live Experience Host IP	Specify the host IP address for the live chat.

Field Name	Description
Deposit Installment Amount Limit	Specify the maximum limit for deposit installment amount.
OBVAM No. of Remitters List	Specify the number of remitter lists maintained in OBVAM. It is not mandatory to specify the parameter value for Third Party as the host system.
Currency Support In Approval Rules	Specify if currency as a parameter is supported in approval rules.
Identification Types	Specify the identification type whether it is from local or remote.
Host Server Port for Oracle FLEXCUBE Universal Banking	Specify the host server port for Oracle FLEXCUBE Universal Banking host system.
Date Default	Specify the default date for the system. It is not mandatory to specify the parameter value for Third Party as the host system.
Fetch Guarantee Type from Host (Y/ N)	Specify whether the fetching of guarantee type from host is required or not and available for edit.
Application Server for Oracle FLEXCUBE Universal Banking	Specify the application server for Oracle FLEXCUBE Universal Banking host system and available for edit.
OBVAM Branch Code	Specify the bank branch code maintained in OBVAM. It is not mandatory to specify the parameter value for Third Party as the host system.
Application Server for Oracle Banking Platform	Specify the address of the application server host for Oracle Banking Platform.
Application Server Port for Oracle Banking Platform	Specify the port of the application server for Oracle Banking Platform.
Supported Auth Type for Login	Specify the authorization type supported by the application for logging in the application for the users.
IDCS Connection Scheme	Specify the IDCS connection scheme.
OBCLPM Port	Specify the port for the OBCLPM host system. It is not mandatory to specify the parameter value for Third Party as the host system.
ELCM Host Port	Specify the host port set for ELCM.

Field Name	Description
OAuth IP	Specify the IP address for OAuth.
Handoff File Path for FCORE	Specify the hand-off file path for FCORE host system.
Allows Touch Point Level Limit Definition (Y/N)	Specify whether the touch point level limit definition is allowed or not.
IDCS OBDX Client Id	Specify the IDCS OBDX client unique identification number.
FATCA Compliance check required (Y/ N)	Specify whether the FATCA compliance check is required or not. It is not mandatory to specify the parameter value for Third Party as the host system.
Supported Soft Token	Specify the supported soft token type.
OBLM Maker ID	Specify the administrator maker ID for all the transaction of OBLM
IDCS Host Port	Specify the port number of the IDCS host system.
OBLM User ID	Specify the user ID for all the transaction of OBLM.
OBSCF token expiry time in seconds	Specify the token refresh time in seconds for the API calls for OBSCF.
OBVAM Transaction Code	Specify the transaction code for OBVAM. It is not mandatory to specify the parameter value for Third Party as the host system.
Live Experience Host Port	Specify the port for the live chat host system.
TD Pool Code	Specify the pool code for TD account type. It is not mandatory to specify the parameter value for Third Party as the host system.
MO IP	Specify the host IP address for the MO.
OBLM Checker ID	Specify the administrator checker ID for all the transaction of OBLM.
Retail User Supported Auth Type	Specify the authorization type supported by the application for retail users.
OBCFPM IP	Specify the host IP address for the OBCFPM.

Field Name	Description
Oracle Live Experience Cloud Tenant ID	Specify the Cloud Tenant ID defined for Oracle Live Experience.
Application Server Port for Oracle FLEXCUBE Universal Banking	Specify the application server port for Oracle FLEXCUBE Universal Banking.
IDCS Host IP	Specify the Host IP of the IDCS host system.
OBVAM Offset Transaction Code	Specify the offset transaction code for OBVAM.
Anonymous Security Key Name	Specify the security key name. It is not mandatory to specify the parameter value for Third Party as the host system.
OAuth Port	Specify the port for the OAuth.
Application Server IP for Oracle Business Intelligence Publisher	Specify the application server IP of the Oracle Business Intelligence Publisher host system.
OBVAM Remitter Record Status	Specify the remitter record status for OBVAM.
ELCM Host IP	Specify the host IP address for ELCM.
Corporate User Supported Auth Type	Specify the authorization type supported by the application for corporate users.
Host Server IP for Oracle FLEXCUBE Universal Banking	Specify the host server IP of the Oracle FLEXCUBE Universal Banking system.
IPM Host application name	Specify the IPM host application name. It is not mandatory to specify the parameter value for Third Party as the host system.
Duration of future start date in days	Specify the duration of future start date for the Programs.
MO Port	Specify the port number for Mid Office applications (for common document upload and download service across the mid offices).
Feedback for a Transaction	Specify whether the feedback for a transaction is required.
Flag to enable SSL	Specify the flag for SSL needs to be enabled.

Field Name	Description
OBSCF Port	Specify the port number of the OBSCF host system.
IDCS OBDX Client Secret	Specify the IDCS OBDX client secret number.
IPM Host IP address	Specify the IP address for the IPM host system. It is not mandatory to specify the parameter value for Third Party as the host system.
Host WSDL Version	Specify the host WSDL version number. It is not mandatory to specify the parameter value for Third Party as the host system.
OBLM IP	Specify the host IP address for the OBLM. It is not mandatory to specify the parameter value for Third Party as the host system.
OBCLPM IP	Specify the host IP address for the OBCLPM. It is not mandatory to specify the parameter value for Third Party as the host system.
OBVAM Source Code	Specify the code for the source of API for OBVAM.
Virtual Account Management Qualified (Y/N)	Specify whether the host is qualified with virtual account management.
Open Term Deposit Threshold Amount	Specify the threshold amount for PAN validation for term deposit opening.
OBLM Branch Code	Specify the bank branch code maintained in OBLM.
OBCL Host IP	Specify the host IP address for OBCL.
OBVAM IP	Specify the host IP address for the OBVAM. It is not mandatory to specify the parameter value for Third Party as the host system.
UBS File Handoff Host Port	Specify the port number for UBS file handoff system.
OBLM App Id - Fetch Account Details	Specify the OBLM application ID to fetch details of all the OBLM accounts.
OBCL Host Port	Specify the host port set for OBCL.
Duration of Active Programs in Days	Specify the duration of active programs in days.

Field Name	Description
Deposit Cumulative Amount Limit	Specify the maximum limit to deposit the cumulative amount.
UBS File Handoff Host IP	Specify the host IP address for UBS file handoff.
Supported Auth Type for Transactions	Specify the authorization type supported by the application for the transactions.

Note: The fields appearing in the System Configuration – Dynamic Module – Other Module tab depends on the settings done at the back end and is dynamic in nature.

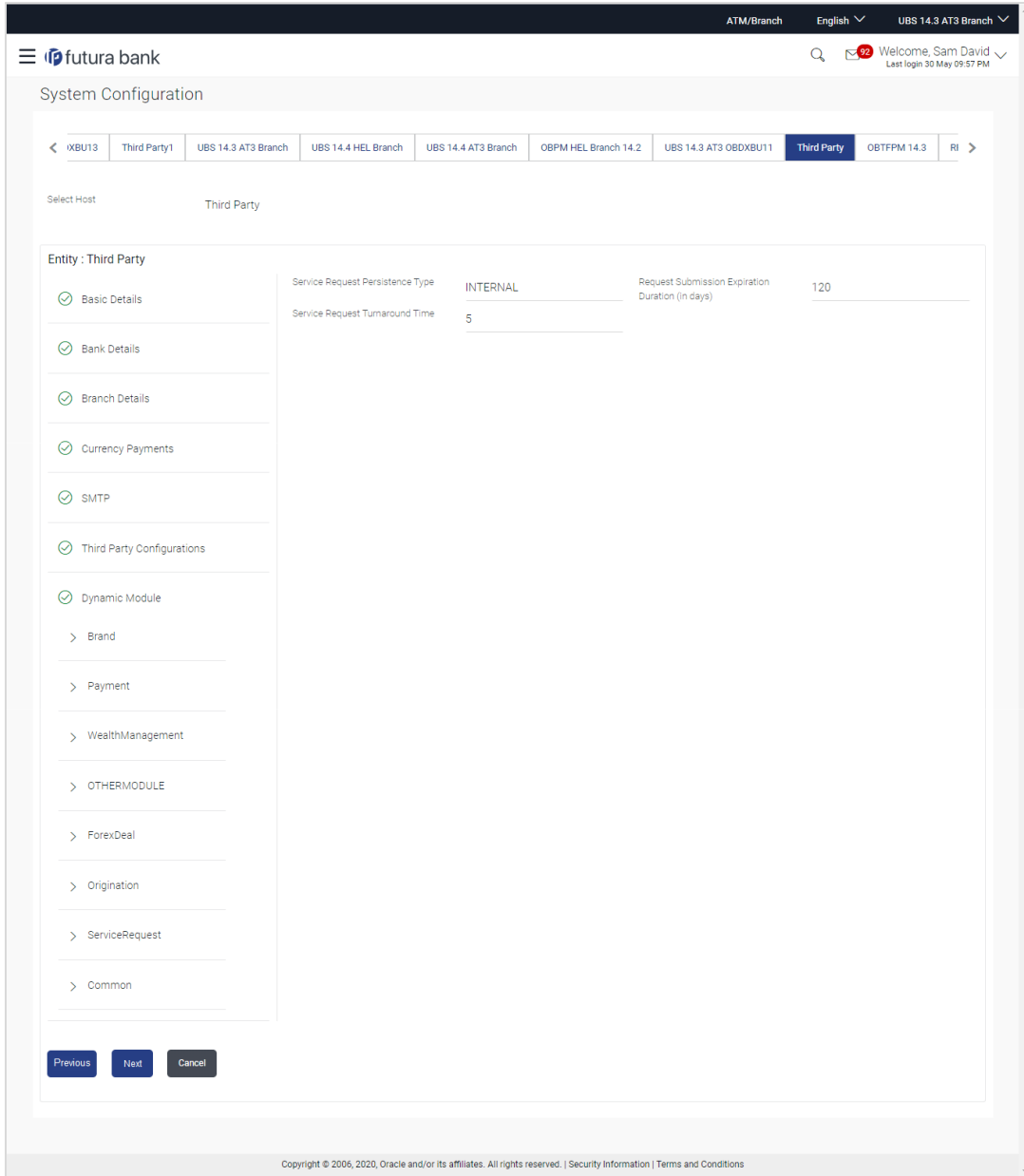
- Enter the relevant details in the **Dynamic Module – Other Module** tab.
- Click **Next**. The **System Configuration – Dynamic Module – Origination** screen appears.
OR
Click **Previous** to go to the previous screen.
OR
Click **Cancel** to cancel the setup process.

System Configuration – Dynamic Module - Origination

Origination is not supported with Third Party as the host system.

- Click **Next**. The **System Configuration – Dynamic Module – Service Request** screen appears.
OR
Click **Previous** to go to the previous screen.
OR
Click **Cancel** to cancel the setup process.

System Configuration – Dynamic Module – Service Request



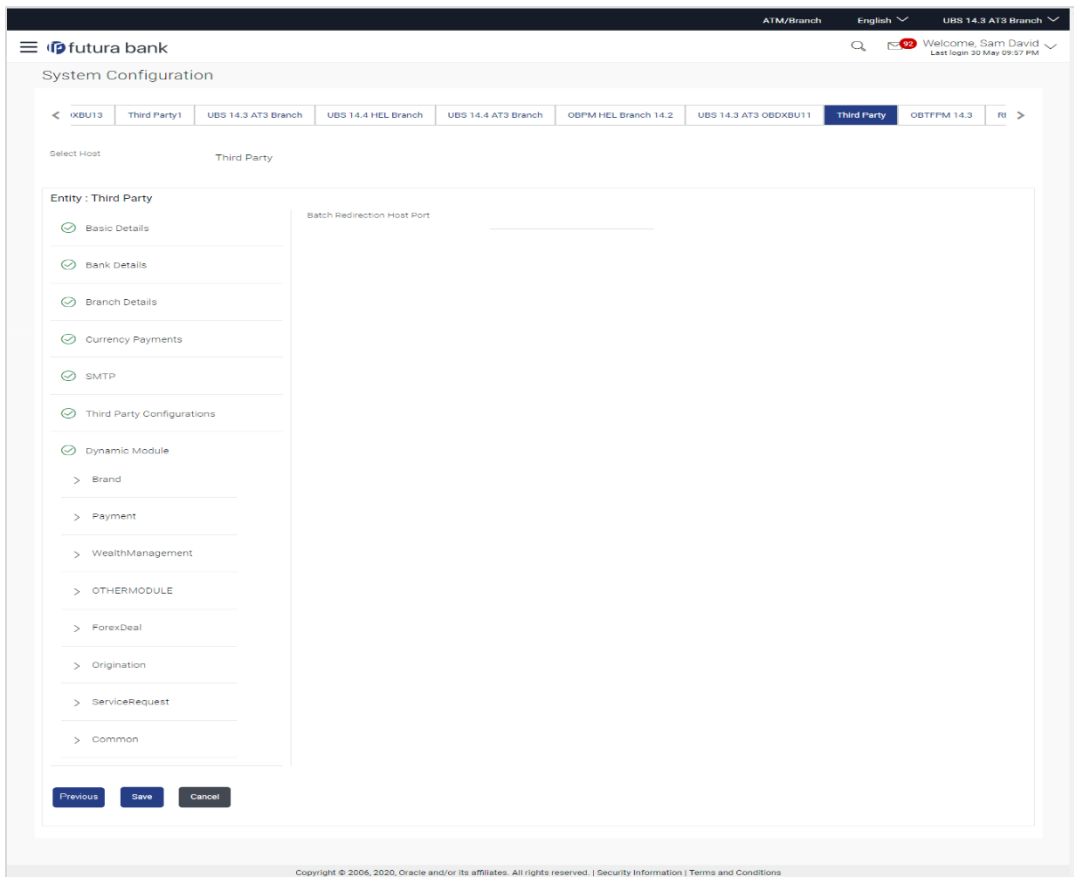
Field Description

Field Name	Description
Service Request Persistence Type	Specify the persistence type for service request.
Request Expiration duration (in days)	Specify the number of days post which the raised Service Request data will not be available for business user. For e.g. If this field is defined as 180 days, then the business user can view his raised service requests for last 180 days.

Field Name	Description
Service Request Turnaround Time	Specify the turnaround time within which administrator needs to act on the service request.

- In the **Service Request Persistent Type** field, enter the persistent type for service request.
- In the **Request Expiration duration (in days)** field, enter the values for expiration duration.
- In the **Service Request Turnaround Time** field, enter the values for turnaround time.
- Click **Next**. The **System Configuration – Dynamic Module – Common** screen appears.
OR
Click **Previous** to go to the previous screen.
OR
Click **Cancel** to cancel the setup process.

System Configuration – Dynamic Module - Common



Field Description

Field Name	Description
Batch Redirection Host Port	Specify the host port number for the batch redirection. <hr/> Note: It should be left blank except for IDCS where it should be OHS Host and Port, e.g. host: port (mum00c:2222) <hr/>

-
- In the **Batch Redirection Host Port** field, enter the host port number.
- Click **Save** to save the entered details.
OR
Click **Previous** to go to the previous screen.
OR
Click **Cancel** to cancel the transaction.
- The success message along with the reference number and status appears.
Click **OK** to complete the process.

7.1 System Configuration – Third Party – View and Edit

Using this option the system administrator can view and edit the system configuration details that have already been created.

- The System Administrator logs in to the application using valid login credentials. The System Configuration screen with multiple entities if defined appears in the editable form.
- Select the desired entity for which you wish to edit the details.

Note: Edit of entity details is the same as covered in the above section for UBS as the host system.

System Configuration - Basic Details - View

The screenshot displays the 'System Configuration' page for 'futura bank'. The user is logged in as 'Sam David' and is viewing the configuration for the 'Third Party' entity. The configuration details are as follows:

Entity : Third Party			
Web Server Host	mum00boa.in.oracle.com	Web Server Port	18777
Application Server Host	mum00boa.in.oracle.com	Application Server Port	13003

On the left side, there is a list of configuration categories, all of which are checked:

- Basic Details
- Bank Details
- Branch Details
- Currency Payments
- SMTP
- Third Party Configurations
- Dynamic Module

At the bottom left, there are 'Edit' and 'Cancel' buttons. The footer contains the copyright information: 'Copyright © 2006, 2020, Oracle and/or its affiliates. All rights reserved. | Security Information | Terms and Conditions'.

- Select the **Host System** as Third Party to edit the Third Party configuration.
- Click **Edit** to edit the Basic Details. The **System Configuration - Basic Details** screen appears in editable form.

System Configuration - Basic Details - Edit

The screenshot shows the 'System Configuration' page for a 'Third Party' entity. The configuration details are as follows:

Field Name	Value
Web Server Host	mum00boa.in.oracle.com
Web Server Port	18777
Application Server Host	mum00boa.in.oracle.com
Application Server Port	13003

At the bottom of the configuration area, there are 'Save' and 'Cancel' buttons. The footer of the page contains the copyright notice: 'Copyright © 2006, 2020, Oracle and/or its affiliates. All rights reserved. | Security Information | Terms and Conditions'.

Field Description

Field Name	Description
Web Server Host	Displays the web server host details and available for edit.
Web Server Port	Displays the port number of the web server and available for edit.
Application Server Host	Displays the application server host details and available for edit.

Field Name	Description
Application Server Port	Displays the port number of the application server and available for edit.

- In the **Web Server Host** field, edit the host name of the web server if required.
- In the **Web Server Port** field, edit the port number of the web server if required.
- In the **Application Server Host** field, edit the host name of the application server if required.
- In the **Application Server Port** field, edit the port number of the application server port if required.
- Click **Save** to save the changes.
OR
Click **Cancel** to cancel the transaction.
- The **System Configuration - Basic Details - Review** screen appears. Verify the details, and click **Confirm**.
OR
Click **Cancel** to cancel the transaction.
OR
Click the Bank Details, Branch Details, SMTP, Third Party Configurations or Dynamic Modules tabs to view and edit the respective details.
- The screen with success message along with the reference number and status appears. Click **OK** to complete the transaction.

7.1.1 **System Configuration - Bank Details – View and Edit**

Using this option System Administrator maintains the bank details. These details once defined can be viewed and edited using this transaction.

To view and edit the bank details:

- Click on **System Configuration** option on the dashboard and navigate to the bank details tab. The default option is '**View**'.

Bank Details - View

The screenshot displays the 'System Configuration' page for 'Futura Bank'. A breadcrumb trail at the top shows the navigation path: < iXBUI3 > Third Party1 > UBS 14.3 AT3 Branch > UBS 14.4 HEL Branch > UBS 14.4 AT3 Branch > O6PM HEL Branch 14.2 > UBS 14.3 AT3 OBDXBU11 > **Third Party** > OBTFFM 14.3 > RI >. Below this, the 'Select Host' section is set to 'Third Party'. The main content area is titled 'Entity : Third Party' and contains a list of configuration categories on the left, each with a green checkmark: Basic Details, Bank Details, Branch Details, Currency Payments, SMTP, Third Party Configurations, and Dynamic Module. The 'Bank Details' section is expanded, showing the following information:

Bank Code	003	Bank Group Code	ZIGGRP
Bank Name	Futura Bank	Bank Short Name	ZIG
Address Line 1	3 Edgar Buildings	Address Line 2	George Street
Address Line 3	Bath	Country	GB
Zip Code	677545	Allowed Account Types	<input checked="" type="checkbox"/> Conventional <input checked="" type="checkbox"/> Islamic
Bank Currency	GBP		<input checked="" type="checkbox"/> Recurring Deposit

At the bottom of the configuration area, there are 'Edit' and 'Cancel' buttons. The footer of the page contains the copyright notice: 'Copyright © 2006, 2020, Oracle and/or its affiliates. All rights reserved. | Security Information | Terms and Conditions'.

- Click **Edit** to edit the Bank Details. The **System Configuration - Bank Details** screen appears in editable form.

Bank Details - Edit

The screenshot shows the 'System Configuration' page for 'Third Party' in the Futura Bank interface. The page is titled 'Entity : Third Party' and contains a list of configuration categories on the left and a form for editing details on the right. The categories include Basic Details, Bank Details, Branch Details, Currency Payments, SMTP, Third Party Configurations, Dynamic Module, Brand, Payment, WealthManagement, OTHERMODULE, ForexDeal, Origination, ServiceRequest, and Common. The form fields are as follows:

Bank Code	003	Bank Group Code	ZIGGRP
Bank Name	Futura Bank	Bank Short Name	ZIG
Address Line 1	3 Edgar Buildings	Address Line 2	George Street
Address Line 3	Bath	Country	United Kingdom
Zip Code	677545	Allowed Account Types	<input checked="" type="checkbox"/> Conventional <input checked="" type="checkbox"/> Islamic <input checked="" type="checkbox"/> Recurring Deposit
Bank Currency	Great Britain Pound		

At the bottom of the form are 'Save' and 'Cancel' buttons. The footer of the page contains the text: 'Copyright © 2006, 2020, Oracle and/or its affiliates. All rights reserved. | Security Information | Terms and Conditions'.

Field Description

Field Name	Description
Bank Code	Displays the bank code as defined and available for edit.
Bank Group Code	Displays the bank group code as defined and available for edit.
Bank Name	Displays the name of the bank as defined and available for edit.

Field Name	Description
Bank Short Name	Displays the short name of the bank as defined and available for edit.
Address - Line 1 - 3	Displays the address of the bank as defined and available for edit.
Country	Displays the country of the bank and available for edit.
ZIP Code	Displays the ZIP code of the bank.
Allowed Account Types	<p>Displays the allowed account types as defined and available for edit.</p> <p>The options are:</p> <ul style="list-style-type: none"> • Conventional • Islamic • Recurring Deposit
Bank Currency	Displays the applicable bank currency and available for edit.

-
- In the **Bank Code** field, edit the code of the bank.
 - In the **Bank Group Code** field, edit the group code of the bank.
 - In the **Bank Name** field, edit the name of the bank.
 - In the **Bank Short Name** field, edit the short name of the bank.
 - In the **Address Line 1 - 3** field, edit the address of the bank if required.
 - From the **Country** list, edit the country of the bank if required.
 - From the **Bank Currency** list, edit the currency of the bank if required.
 - In the **ZIP Code** field, edit the zip code of the bank if required.
 - Select/ de-select the **Allowed Account Types** check box, to edit the selection, if required.
 - Click **Save** to save the changes.
OR
Click **Cancel** to cancel the transaction.
 - The **System Configuration - Bank Details - Review** screen appears. Verify the details, and click **Confirm**.
OR
Click **Cancel** to cancel the transaction.
OR
Click the Basic Details, Branch Details, SMTP, Third Party Configurations or Dynamic Modules tabs to view and edit the respective details.
 - The screen with success message along with the reference number and status appears. Click **OK** to complete the transaction.

7.1.2 System Configuration - Branch Details – View and Edit

Using this option System Administrator maintains the branch details. These details once defined can be viewed and edited using this transaction.

To view and edit the branch details:

- Click on System Configuration option on the dashboard and navigate to the branch details tab. The default option is 'View'.

Branch Details – View

The screenshot displays the 'System Configuration' page for 'futura bank'. The user is logged in as 'Sam David' and is viewing the 'Third Party' configuration. The 'Entity : Third Party' section is active, showing a list of configuration categories on the left and a table of details on the right.

Entity : Third Party	
Basic Details	Bank Code: 003, Home Branch: AT3, Calculation Currency: GBP, Branch Code: AT3, Local Currency: GBP, Region: UK
Bank Details	
Branch Details	
Currency Payments	
SMTP	
Third Party Configurations	
Dynamic Module	

At the bottom of the configuration area, there are 'Edit' and 'Cancel' buttons.

- Click **Edit** to edit the Branch Details. The **System Configuration - Branch Details** screen appears in editable form.

Branch Details - Edit

The screenshot shows the 'System Configuration' page for a 'Third Party' entity. The breadcrumb trail includes: < XBU13 > Third Party1 > UBS 14.3 AT3 Branch > UBS 14.4 HEL Branch > UBS 14.4 AT3 Branch > OBPM HEL Branch 14.2 > UBS 14.3 AT3 OBDXBU11 > **Third Party** > OBTFPM 14.3 > RI >. The 'Select Host' dropdown is set to 'Third Party'. The 'Entity : Third Party' section has a sidebar with the following options: Basic Details (checked), Bank Details (checked), Branch Details (checked), Currency Payments (checked), SMTP (checked), Third Party Configurations (checked), Dynamic Module (checked), Brand, Payment, WealthManagement, OTHERMODULE, ForexDeal, Origination, ServiceRequest, and Common. The main form area contains the following fields:

Bank Code	003	Branch Code	AT3
Home Branch	AT3	Local Currency	Great Britain Pound
Calculation Currency	Great Britain Pound	Region	UK

At the bottom of the form are 'Save' and 'Cancel' buttons. The footer contains the text: 'Copyright © 2006, 2020, Oracle and/or its affiliates. All rights reserved. | Security Information | Terms and Conditions'.

Field Description

Field Name	Description
Bank Code	Displays the unique code of the bank as defined.
Branch Code	Displays the bank branch code as defined and available for edit.
Home Branch	Displays the home branch code as defined and available for edit.

Field Name	Description
Local Currency	Displays the local currency as defined and available for edit.
Calculation Currency	Displays the calculation currency as defined and available for edit.
Region	<p>Displays the region of bank payments as defined and available for edit.</p> <p>The options are:</p> <ul style="list-style-type: none"> • India • UK • SEPA

-
- In the **Bank Code** field, edit the code of the bank.
 - In the **Branch Code** field, edit the branch code of the bank.
 - In the **Home Branch** field, edit the name of the home branch of the bank.
 - From the **Local Currency** list, select the local currency of the bank branch.
 - From the **Calculation Currency** list, select the calculation currency of the bank branch.
 - From the **Region** list, select the appropriate region.
 - Click **Save** to save the changes.
OR
Click **Cancel** to cancel the transaction.
 - The **System Configuration - Branch Details - Review** screen appears. Verify the details, and click **Confirm**.
OR
Click **Cancel** to cancel the transaction.
OR
Click the Basic Details, Bank Details, SMTP, Third Party Configurations or Dynamic Modules tabs to view and edit the respective details.
 - The screen with success message along with the reference number and status appears. Click **OK** to complete the transaction.

7.1.3 System Configuration - SMTP – View and Edit

Using this option, the system administrator maintains the SMTP configurations. These details once defined can be viewed and edited if required.

To view and edit the SMTP details:

- Click on **System Configuration** option on the dashboard and navigate to the SMTP tab. The default option is 'View'.

System Configuration– SMTP – View

The screenshot displays the 'System Configuration' page for 'Third Party' in the Futura Bank system. The page shows a list of configuration tabs on the left, with 'SMTP' selected. The main content area displays the SMTP configuration details for the 'Third Party' entity.

Entity : Third Party	
Basic Details	Server Name: internal-mail-router.oracle.com
Bank Details	Port: 25
Branch Details	Sender Email Address: OBPAAlert_EMERALD_ME@oracle.com
Currency Payments	Recipient Email Address: [Empty]
SMTP	Authentication Required: <input type="checkbox"/>
Third Party Configurations	Username: [Empty]
Dynamic Module	Password: [Empty]

At the bottom of the configuration form, there are two buttons: 'Edit' and 'Cancel'.

- Click **Edit** to edit the SMTP details. The System Configuration– SMTP screen appears in editable form.

System Configuration - SMTP - Edit

The screenshot displays the 'System Configuration' page for 'Third Party' in the Futura Bank system. The 'SMTP' configuration is selected in the sidebar. The main form contains the following fields:

- Server Name: internal-mail-router.oracle.com
- Port: 25
- Sender Email Address: OBPAAlert_EMERALD_ME@oracle.com
- Recipient Email Address: (empty)
- Authentication Required:
- Username: (empty)
- Password: (empty)
- Send Test Email: (empty)

Buttons for 'Save' and 'Cancel' are located at the bottom left of the form area.

Field Description

Field Name	Description
Server Name	Displays the name of the server and available for edit.
Port	Displays the port number and available for edit.
Sender Email Address	Displays the email address of the sender and available for edit.

Field Name	Description
Recipient Email Address	Displays the email address of the recipient and available for edit.
Authentication Required	Select the check box, if authentication is required.
Username	Displays the user name and available for edit.
Password	Displays the password in masked format and available for edit.

- In the **Server Name** field, edit the name of the mail server if required.
- In the **Port** field, edit the port number if required.
- In the **Sender Email Address**, edit the email address of the sender if required.
- In the **Recipient Email Address**, edit the email address of the recipient if required.
- In the **Username**, edit the user name if required.
- In the **Password** field, edit the password if required.
- Click the Send Test Email link to send a test mail.
- Click **Save** to save the changes.
OR
Click **Cancel** to cancel the transaction.
- The **System Configuration– SMTP - Review** screen appears. Verify the details, and click **Confirm**.
OR
Click **Cancel** to cancel the transaction.
OR
Click the Basic Details, Bank Details, Branch Details, Third Party Configurations or Dynamic Modules tabs to view and edit the respective details.
- The screen with success message along with the reference number and status appears. Click **OK** to complete the transaction.

7.1.4 System Configuration – Third Party Configurations - Host Details – View and Edit

Using this option System Administrator maintains the host configuration. These details once defined can be viewed and edited using this transaction.

To edit the third party configurations - host details:

- Click on **System Configuration** option on the dashboard and navigate to the host details tab. The default option is 'View'.

System Configuration – Third Party Configurations - Host Details - View

The screenshot displays the 'System Configuration' interface for 'Third Party' configurations. The top navigation bar includes 'ATM/Branch', 'English', and 'UBS 14.3 AT3 Branch'. The main header shows 'futura bank' and a user profile for 'Welcome, Sam David' with a last login of '30 May 09:57 PM'. The 'System Configuration' section has a breadcrumb trail: 'XBU13 > Third Party1 > UBS 14.3 AT3 Branch > UBS 14.4 HEL Branch > UBS 14.4 AT3 Branch > OBPM HEL Branch 14.2 > UBS 14.3 AT3 OBDXBU11 > Third Party > OBTFPM 14.3 > RI >'. Below this, the 'Select Host' section is set to 'Third Party'. The main content area shows 'Entity : Third Party' and a table with columns 'Host_Name' and 'Host Version', containing one entry: 'THP'. A sidebar on the left lists configuration categories: 'Basic Details', 'Bank Details', 'Branch Details', 'Currency Payments', 'SMTP', 'Third Party Configurations', 'Host Details', 'Queue Configuration', and 'Dynamic Module'. At the bottom of the main content area are 'Edit' and 'Cancel' buttons. The footer contains the copyright notice: 'Copyright © 2006, 2020, Oracle and/or its affiliates. All rights reserved. | Security Information | Terms and Conditions'.

- Click **Edit** to edit the Host Details. The **System Configuration - Third Party Configurations - Host Details** screen appears in editable form.
OR
Click **Cancel** to cancel the transaction.

System Configuration - Third Party Configurations - Host Details - Edit

The screenshot shows the Oracle Futura Bank System Configuration interface. The top navigation bar includes 'ATM/Branch', 'English', and 'UBS 14.3 AT3 Branch'. The main header displays 'futura bank' and a user profile for 'Welcome, Sam David' with the last login time '03 Jun 11:28 AM'. The breadcrumb trail is 'System Configuration > XBU13 > Third Party1 > UBS 14.3 AT3 Branch > UBS 14.4 HEL Branch > UBS 14.4 AT3 Branch > OBPM HEL Branch 14.2 > UBS 14.3 AT3 OBDXBU11 > Third Party > OBTFFM 14.3 > RI >'. The current page is titled 'Select Host' and shows 'Third Party' as the selected host. The main content area is titled 'Entity : Third Party' and contains a sidebar with navigation options: 'Basic Details', 'Bank Details', 'Branch Details', 'Currency Payments', 'SMTP', 'Third Party Configurations', 'Host Details', 'Queue Configuration', and 'Dynamic Module'. The 'Third Party Configurations' section is active, showing a form with the following fields: 'Host_Name' (value: THP), 'Host Version' (value: 1.0), and 'Check Host Availability'. At the bottom of the form are 'Save' and 'Cancel' buttons. The footer contains the copyright notice: 'Copyright © 2006, 2020, Oracle and/or its affiliates. All rights reserved. | Security Information | Terms and Conditions'.

Field Description

Field Name	Description
Host Name	Displays the host name. This field is not editable.
Host Version	Displays the host version and available for edit.

- In the **Host Name** list, enter the host name.
- From the **Host Version** list, select the version of the host, if required.
- Click host availability to verify the host name and version.
- Click **Save** to save the changes.
OR
Click **Cancel** to cancel the transaction.

- The **System Configuration - Third Party Configurations -Host Details - Review** screen appears. Verify the details, and click Confirm.
OR
Click **Cancel** to cancel the transaction.
OR
Click the Basic Details, Bank Details, Branch Details, SMTP or Dynamic Modules tabs to view and edit the respective details
- The screen with success message along with the reference number and status appears.
Click **OK** to complete the transaction.

7.1.5 System Configuration - Third Party Configurations – Queue Configuration – View and Edit

Using this option, system administrator can edit the third party configurations - Queue Configurations details.

To view and edit the third party configurations - Queue Configuration details:

- Click on **System Configuration** option on the dashboard and navigate to the Third Party Configurations - Queue Configurations tab. The default option is '**View**'.

System Configuration –Third Party Configurations – Queue Configuration – View

The screenshot displays the 'System Configuration' page for 'Third Party' configurations. The breadcrumb trail is: XBU13 > Third Party1 > UBS 14.3 AT3 Branch > UBS 14.4 HEL Branch > UBS 14.4 AT3 Branch > OBPM HEL Branch 14.2 > UBS 14.3 AT3 OBDXBU11 > **Third Party** > OBTFPM 14.3 > RI >. The 'Entity : Third Party' section is active, showing a list of configuration categories on the left: Basic Details, Bank Details, Branch Details, Currency Payments, SMTP, Third Party Configurations (selected), Host Details, Queue Configuration, and Dynamic Module. The main content area displays the following configuration details:

Receiver Queue Connection Factory	ExtSystemReceiverQCF	Receiver Queue	ExtSystemReceiverQueue
Sender Queue Connection Factory	ExtSystemSenderQCF	Sender Queue	ExtSystemSenderQueue
Check Host Availability			

At the bottom of the configuration area, there are 'Edit' and 'Cancel' buttons. The footer contains the text: Copyright © 2006, 2020, Oracle and/or its affiliates. All rights reserved. | Security Information | Terms and Conditions

- Click **Edit** to edit the Third Party Configurations - Queue Configurations. The System Configuration –Third Party Configurations - Queue Configurations screen appears in editable form.

System Configuration –Third Party Configurations - Queue Configurations –Edit

The screenshot shows the Oracle Futura Bank System Configuration interface. At the top, there is a navigation bar with 'ATM/Branch', 'English', and 'UBS 14.3 AT3 Branch'. Below this is the 'System Configuration' header and a breadcrumb trail: 'XBUI13 > Third Party1 > UBS 14.3 AT3 Branch > UBS 14.4 HEL Branch > UBS 14.4 AT3 Branch > OBPM HEL Branch 14.2 > UBS 14.3 AT3 OBDBUI1 > Third Party > OBTFFPM 14.3 > RI >'. The main content area is titled 'Select Host' and shows 'Third Party'. A sidebar on the left lists configuration categories: 'Basic Details', 'Bank Details', 'Branch Details', 'Currency Payments', 'SMTP', 'Third Party Configurations', 'Host Details', 'Queue Configuration', and 'Dynamic Module'. The 'Queue Configuration' section is expanded, showing a table of fields:

Receiver Queue Connection Factory	ExtSystemReceiverQCF	Receiver Queue	ExtSystemReceiverQueue
Sender Queue Connection Factory	ExtSystemSenderQCF	Sender Queue	ExtSystemSenderQueue
Check Host Availability			

At the bottom of the configuration area are 'Save' and 'Cancel' buttons. The footer contains the copyright notice: 'Copyright © 2006, 2020, Oracle and/or its affiliates. All rights reserved. | Security Information | Terms and Conditions'.

Field Description

Field Name	Description
Receiver Queue Connection Factory	Displays the JNDI name of the receiver connection factory which is created inside Receiver JMS module and available for edit.
Receiver Queue	Displays the JNDI name of the receiver queue (destination used for receiving the message from external host) created in the receiver JMS module and available for edit.
Sender Queue Connection Factory	Displays the JNDI name of the sender connection factory, which is created inside Sender JMS module and available for edit
Sender Queue	Displays the JNDI name of the sender queue created in the Sender JMS module and available for edit.

- In the **Receiver Queue Connection Factory** field, edit the value if required.
- In the **Receiver Queue** field, edit the value if required.
- In the **Sender Queue Connection Factory** field, edit the value if required.
- In the **Sender Queue** field, edit the value if required.
- Click **Save** to save the changes.
OR
Click **Cancel** to cancel the transaction.
- The **System Configuration - Third Party Configurations - Queue Configurations - Review** screen appears. Verify the details, and click Confirm.
OR
Click **Cancel** to cancel the transaction.
OR
Click the Basic Details, Bank Details, Branch Details, SMTP or Dynamic Modules tabs to view and edit the respective details.
- The screen with success message along with the reference number and status appears.
Click **OK** to complete the transaction.

7.1.6 **System Configuration – Dynamic Module**

The dynamic modules corresponding to the selected host required to run the application are defined and configured by system administrator.

The modules are included depending on the type of host selected.

7.1.7 System Configuration - Dynamic Module – Brand– View and Edit

Using this option, the system administrator maintains the Brand configurations. These details once defined can be viewed and edited if required.

To view and edit the Dynamic Module – Brand details:

- Click on **System Configuration** option on the dashboard and navigate to the dynamic module – Brand tab. The default option is 'View'.

System Configuration – Dynamic Module – Brand – View

The screenshot shows the Futura Bank System Configuration interface. The top navigation bar includes 'ATM/Branch', 'English', and 'UBS 14.3 AT3 Branch'. The main header displays 'futura bank' and a user greeting 'Welcome, Sam David' with the last login time '30 May 09:57 PM'. The 'System Configuration' section has a breadcrumb trail: '< XBU13 > Third Party1 > UBS 14.3 AT3 Branch > UBS 14.4 HEL Branch > UBS 14.4 AT3 Branch > OBPM HEL Branch 14.2 > UBS 14.3 AT3 OBDXBU11 > Third Party > OBTFFPM 14.3 > RI >'. The 'Select Host' dropdown is set to 'Third Party'. The 'Entity : Third Party' section contains a list of configuration categories on the left, with 'Dynamic Module' selected. The main content area shows configuration details for 'Third Party':

Content Server URL	http://ofss310655:8003/digix/v1	Content Publisher URL	http://ofss310655:8003/digix/v1
Check Host Availability			

At the bottom of the configuration area, there are 'Edit' and 'Cancel' buttons. The footer contains the copyright notice: 'Copyright © 2006, 2020, Oracle and/or its affiliates. All rights reserved. | Security Information | Terms and Conditions'.

- Click **Edit** to edit the **Dynamic Module – Brand**. The **System Configuration - Dynamic Module – Brand** screen appears in editable form.

System Configuration – Dynamic Module – Brand - Edit

The screenshot displays the Oracle System Configuration interface for editing a Third Party entity. The top navigation bar includes the 'futura bank' logo, a search icon, and a user profile for 'Welcome, Sam David' with a last login time of '03 Jun 11:28 AM'. The main content area is titled 'System Configuration' and features a breadcrumb trail: '< XBUI13 Third Party1 UBS 14.3 AT3 Branch UBS 14.4 HEL Branch UBS 14.4 AT3 Branch OBPM HEL Branch 14.2 UBS 14.3 AT3 OBDXBU11 Third Party OBTFPM 14.3 RI >'. Below the breadcrumb, the 'Select Host' dropdown is set to 'Third Party'. The main form area is titled 'Entity : Third Party' and contains a sidebar with navigation options: 'Basic Details', 'Bank Details', 'Branch Details', 'Currency Payments', 'SMTP', 'Third Party Configurations', 'Dynamic Module', 'Brand', 'Payment', 'WealthManagement', 'OTHERMODULE', 'ForexDeal', 'Origination', 'ServiceRequest', and 'Common'. The 'Dynamic Module' section is expanded, showing two fields: 'Content Server URL' with the value 'http://ofss310655:8003/digx/v1' and 'Content Publisher URL' with the value 'http://ofss310655:8003/digx/v1'. At the bottom of the form are 'Save' and 'Cancel' buttons. The footer contains the copyright notice: 'Copyright © 2006, 2020, Oracle and/or its affiliates. All rights reserved. | Security Information | Terms and Conditions'.

Field Description

Field Name	Description
Content Publisher URL	Displays the URL as defined for publishing the content and available for edit.
Content Server URL	Displays the URL as defined for content server and available for edit.

- In the **Content Publisher URL** field, edit the web address if required.

- In the **Content Server URL** field, edit the web address if required.
- Click **Save** to save the changes.
OR
Click **Cancel** to cancel the transaction.
- The **System Configuration - Dynamic Module – Brand - Review** screen appears.
Verify the details, and click **Confirm**.
OR
Click **Cancel** to cancel the transaction.
OR
Click the Basic Details, Bank Details, Branch Details, SMTP or Third Party Configuration tabs to view and edit the respective details.
- The screen with success message along with the reference number and status appears.
Click **OK** to complete the transaction.

7.1.8 System Configuration – Dynamic Module - Payment – View and Edit

Using this option, system administrator can edit the payment module details.

To view and edit the Dynamic Module - Payment details:

- Click on **System Configuration** option on the dashboard and navigate to the dynamic module – Payment tab. The default option is 'View'.

System Configuration – Dynamic Module – Payment - View

The screenshot displays the 'System Configuration' page for 'Third Party' in the Oracle Futura Bank system. The left sidebar shows a navigation menu with 'Dynamic Module' selected. The main content area shows a table of configuration parameters for the 'Third Party' host.

Entity : Third Party	Parameter Name	Value	Parameter Name	Value
<ul style="list-style-type: none"> Basic Details Bank Details Branch Details Currency Payments SMTP Third Party Configurations Dynamic Module <ul style="list-style-type: none"> Brand Payment WealthManagement OTHERMODULE ForexDeal Origination 	OBPM Instructed Currency Indicator	T	Domestic Fund Transfer - SI - NEFT (Code)	OPFC
	Bill Payment (Code)	BPAT	OBPM User Id	FCATOP
	OBPM Host code	SWITZ	Max Multiple Transfer Limit for Corporate Users	5
	SEPA Direct Debit Payments - SI (Category)	COCC	Peer to Peer External Payment (Code)	P2PF
	OBPM Domestic Draft Network Code	INS_ISSUE	UPI Request Money Max Expiry Period (in days)	30
	OBPM Domestic India Prefunded Payments?	N	OBPM Host Port Number	9010
	Peer to Peer Payment (Code)	PBPO	External Payment Redirection URL	http://mum00boa:18777/home.
	SEPA Credit Payment (Category)	COPC	OBPM Domestic Draft Payment Type	I
	Domestic Fund Transfer - NEFT (Category)	OUPA	Process payment to next working day enabled (Y/N)	Y
	Max. Invalid Attempts - Security PIN	5	Payee Photo - Corporate (Y/N)	Y
	OBPM International Draft Payment Type	I	OBPM Source code	INTERNETBANKING
	OBPM WS Version Number	141	SEPA Direct Debit Payments - SI (Category)	COCC
	Self Fund Transfer - SI (Code)	BKOP	OBPM Internal Fund Transfer Network Code	BOOK
	Self Fund Transfer With Forex Deal (Code)	BKOF	SEPA Direct Debit Payments (Code)	SOUC
	Number Of Days To Check Upcoming Payment	5	Peer to Peer Internal Payment (Code)	PBKT
	Enable Upcoming Payment Check (Y/N)	N	Domestic Fund Transfer - NEFT (Code)	OPFC
	OBPM SEPA Direct Debit Network Code	SDCO	Internal Fund Transfer - SI (Code)	BKOP
	OBPM Domestic India Fund Transfer Payment Method	TRA	OBPM SEPA Credit Fund Transfer Network Code	STEP2
	Corporate Service charges enabled (Y/N)	Y	Self Fund Transfer (Category)	OUPA
	Self Fund Transfer With Forex Deal (Category)	OPFX	External Fund Transfer	BKOP
Max. No. of Split Bill Contributors	10	Bill Payment (Category)	FCOK	

System Configuration – Host System as Third Party

> ServiceRequest	Claim Money Link Expiry(days)	3	OBPM Draft Cancellation Payment Mode	C
> Common	Internal Fund Transfer (Code)	BKOP	Internal Fund Transfer - SI (Category)	OUPA
	Internal Fund Transfer With Forex Deal (Code)	BKOF	SEPA Direct Debit Payments - SI (Code)	SOUK
	External Fund Transfer (Category)	OUPA	International Draft (Code)	MCKP
	Self Fund Transfer (Code)	BKOP	Enable payee edit in hours after payee creation or modification .	48
	Claim Payment URL	https://mumaa012.in.oracle.com	OBPM Domestic India Fund Transfer Clearing System Id Code	INFSC
	Domestic Fund Transfer (Category)	OUPA	Domestic Fund Transfer - RTGS (Code)	OPFD
	OBPM International Draft Network Code	INS_JSSUE	International Fund Transfer With Forex Deal (Code)	FTOC
	Domestic Fund Transfer - SI - NEFT (Category)	OUPA	OBPM Self Fund Transfer Network Code	BOOK
	OBPM International Draft Instrument Code	MNGRCHQ	International Fund Transfer (Code)	FTOC
	Domestic Fund Transfer - RTGS - SI (Code)	OPFD	Retail Service charges enabled (Y/N)	Y
	OBPM Domestic India Save Template?	N	Network suggestion (Y/N)	Y
	Peer to Peer Payment (Category)	POUP	Internal Fund Transfer (Category)	OUPA
	Max Multiple Bill Payment Limit for Retail Users	5	Self Fund Transfer - SI (Category)	OUPA
	SEPA Credit Payment - SI (Code)	SOPC	SEPA Credit Payment - SI (Category)	OUPA
	OBPM International Fund Transfer Network Code	SWIFT	Max Multiple Bill Payment Limit for Corporate Users	5
	Max Multiple Transfer Limit for Retail Users	5	OBPM Payment Transaction Type Outward	O
	OBPM Home Branch Code	AT4	OBPM Source Code	FCAT
	Internal Transfer With Forex Deal (Category)	OPFX	OBPM Host IP Address	10.184.155.74
	OBPM Domestic Draft Instrument Code	DEMANDFT	Peer to Peer External Payment (Category)	PFOU
	Domestic Fund Transfer - RTGS - SI (Category)	OUPA	Domestic Fund Transfer - RTGS (Category)	OUPA
	Payee Photo - Retail (Y/N)	Y	OBPM Domestic India Fund Transfer Network Code	TARGET2
	OBCL WS Version Number	141	SEPA Credit Payment (Code)	OOPC
	Domestic Fund Transfer (Code)	OPEX	OBPM Payment Transaction Type Inward	I
	Peer to Peer Internal Payment (Category)	PFOU		
	Check Host Availability			

Copyright © 2006, 2020, Oracle and/or its affiliates. All rights reserved. | Security Information | Terms and Conditions

- Click **Edit** to edit the **Dynamic Module – Payment**. The **System Configuration - Dynamic Module – Payment** screen appears in editable form.

System Configuration - Dynamic Module – Payment - Edit

ATM/Branch
English
UBS 14.3 AT3 Branch

92 Welcome, Sam David
Last login 03 Jun 11:28 AM

System Configuration

Third Party

Select Host: Third Party

Entity : Third Party

<ul style="list-style-type: none"> <input checked="" type="checkbox"/> Basic Details <input checked="" type="checkbox"/> Bank Details <input checked="" type="checkbox"/> Branch Details <input checked="" type="checkbox"/> Currency Payments <input checked="" type="checkbox"/> SMTP <input checked="" type="checkbox"/> Third Party Configurations <input checked="" type="checkbox"/> Dynamic Module <ul style="list-style-type: none"> > Brand > Payment > WealthManagement > OTHERMODULE > ForexDeal > Origination 	<table border="0" style="width: 100%;"> <tr> <td style="width: 50%;">OBPM Instructed Currency Indicator</td> <td style="width: 20%;">T</td> <td style="width: 50%;">Domestic Fund Transfer - SI - NEFT (Code)</td> <td style="width: 20%;">OPFC</td> </tr> <tr> <td>Bill Payment (Code)</td> <td>BPAT</td> <td>OBPM User id</td> <td>FCATOP</td> </tr> <tr> <td>OBPM Host code</td> <td>SWITZ</td> <td>Max Multiple Transfer Limit for Corporate Users</td> <td>5</td> </tr> <tr> <td>SEPA Direct Debit Payments - SI (Category)</td> <td>COCC</td> <td>Peer to Peer External Payment (Code)</td> <td>P2PF</td> </tr> <tr> <td>OBPM Domestic Draft Network Code</td> <td>INS_ISSUE</td> <td>UPI Request Money Max. Expiry Period (in days)</td> <td>30</td> </tr> <tr> <td>OBPM Domestic India Prefunded Payments?</td> <td>N</td> <td>OBPM Host Port Number</td> <td>9010</td> </tr> <tr> <td>Peer to Peer Payment (Code)</td> <td>PBPO</td> <td>External Payment Redirection URL</td> <td>http://mum00boa:18777/home.</td> </tr> <tr> <td>SEPA Credit Payment (Category)</td> <td>COPC</td> <td>OBPM Domestic Draft Payment Type</td> <td>I</td> </tr> <tr> <td>Domestic Fund Transfer - NEFT (Category)</td> <td>OUPA</td> <td>Process payment to next working day enabled (Y/N)</td> <td>Y</td> </tr> <tr> <td>Max. Invalid Attempts - Security PIN</td> <td>5</td> <td>Payee Photo - Corporate (Y/N)</td> <td>Y</td> </tr> <tr> <td>OBPM International Draft Payment Type</td> <td>I</td> <td>OBPM Source code</td> <td>INTERNETBANKING</td> </tr> <tr> <td>OBPM WS Version Number</td> <td>141</td> <td>SEPA Direct Debit Payments - SI (Category)</td> <td>COCC</td> </tr> <tr> <td>Self Fund Transfer - SI (Code)</td> <td>BKOP</td> <td>OBPM Internal Fund Transfer Network Code</td> <td>BOOK</td> </tr> <tr> <td>Self Fund Transfer With Forex Deal (Code)</td> <td>BKOF</td> <td>SEPA Direct Debit Payments (Code)</td> <td>SOUC</td> </tr> <tr> <td>Number Of Days To Check Upcoming Payment</td> <td>5</td> <td>Peer to Peer Internal Payment (Code)</td> <td>PBKT</td> </tr> <tr> <td>Enable Upcoming Payment Check (Y/N)</td> <td>N</td> <td>Domestic Fund Transfer - NEFT (Code)</td> <td>OPFC</td> </tr> <tr> <td>OBPM SEPA Direct Debit Network Code</td> <td>SDCO</td> <td>Internal Fund Transfer - SI (Code)</td> <td>BKOP</td> </tr> <tr> <td>OBPM Domestic India Fund Transfer Payment Method</td> <td>TRA</td> <td>OBPM SEPA Credit Fund Transfer Network Code</td> <td>STEP2</td> </tr> <tr> <td>Corporate Service charges enabled (Y/N)</td> <td>Y</td> <td>Self Fund Transfer (Category)</td> <td>OUPA</td> </tr> <tr> <td>Self Fund Transfer With Forex Deal (Category)</td> <td>OPFX</td> <td>External Fund Transfer</td> <td>BKOP</td> </tr> <tr> <td>Max. No. of Split Bill Contributors</td> <td>10</td> <td>Bill Payment (Category)</td> <td>FCOK</td> </tr> </table>	OBPM Instructed Currency Indicator	T	Domestic Fund Transfer - SI - NEFT (Code)	OPFC	Bill Payment (Code)	BPAT	OBPM User id	FCATOP	OBPM Host code	SWITZ	Max Multiple Transfer Limit for Corporate Users	5	SEPA Direct Debit Payments - SI (Category)	COCC	Peer to Peer External Payment (Code)	P2PF	OBPM Domestic Draft Network Code	INS_ISSUE	UPI Request Money Max. Expiry Period (in days)	30	OBPM Domestic India Prefunded Payments?	N	OBPM Host Port Number	9010	Peer to Peer Payment (Code)	PBPO	External Payment Redirection URL	http://mum00boa:18777/home.	SEPA Credit Payment (Category)	COPC	OBPM Domestic Draft Payment Type	I	Domestic Fund Transfer - NEFT (Category)	OUPA	Process payment to next working day enabled (Y/N)	Y	Max. Invalid Attempts - Security PIN	5	Payee Photo - Corporate (Y/N)	Y	OBPM International Draft Payment Type	I	OBPM Source code	INTERNETBANKING	OBPM WS Version Number	141	SEPA Direct Debit Payments - SI (Category)	COCC	Self Fund Transfer - SI (Code)	BKOP	OBPM Internal Fund Transfer Network Code	BOOK	Self Fund Transfer With Forex Deal (Code)	BKOF	SEPA Direct Debit Payments (Code)	SOUC	Number Of Days To Check Upcoming Payment	5	Peer to Peer Internal Payment (Code)	PBKT	Enable Upcoming Payment Check (Y/N)	N	Domestic Fund Transfer - NEFT (Code)	OPFC	OBPM SEPA Direct Debit Network Code	SDCO	Internal Fund Transfer - SI (Code)	BKOP	OBPM Domestic India Fund Transfer Payment Method	TRA	OBPM SEPA Credit Fund Transfer Network Code	STEP2	Corporate Service charges enabled (Y/N)	Y	Self Fund Transfer (Category)	OUPA	Self Fund Transfer With Forex Deal (Category)	OPFX	External Fund Transfer	BKOP	Max. No. of Split Bill Contributors	10	Bill Payment (Category)	FCOK
OBPM Instructed Currency Indicator	T	Domestic Fund Transfer - SI - NEFT (Code)	OPFC																																																																																		
Bill Payment (Code)	BPAT	OBPM User id	FCATOP																																																																																		
OBPM Host code	SWITZ	Max Multiple Transfer Limit for Corporate Users	5																																																																																		
SEPA Direct Debit Payments - SI (Category)	COCC	Peer to Peer External Payment (Code)	P2PF																																																																																		
OBPM Domestic Draft Network Code	INS_ISSUE	UPI Request Money Max. Expiry Period (in days)	30																																																																																		
OBPM Domestic India Prefunded Payments?	N	OBPM Host Port Number	9010																																																																																		
Peer to Peer Payment (Code)	PBPO	External Payment Redirection URL	http://mum00boa:18777/home.																																																																																		
SEPA Credit Payment (Category)	COPC	OBPM Domestic Draft Payment Type	I																																																																																		
Domestic Fund Transfer - NEFT (Category)	OUPA	Process payment to next working day enabled (Y/N)	Y																																																																																		
Max. Invalid Attempts - Security PIN	5	Payee Photo - Corporate (Y/N)	Y																																																																																		
OBPM International Draft Payment Type	I	OBPM Source code	INTERNETBANKING																																																																																		
OBPM WS Version Number	141	SEPA Direct Debit Payments - SI (Category)	COCC																																																																																		
Self Fund Transfer - SI (Code)	BKOP	OBPM Internal Fund Transfer Network Code	BOOK																																																																																		
Self Fund Transfer With Forex Deal (Code)	BKOF	SEPA Direct Debit Payments (Code)	SOUC																																																																																		
Number Of Days To Check Upcoming Payment	5	Peer to Peer Internal Payment (Code)	PBKT																																																																																		
Enable Upcoming Payment Check (Y/N)	N	Domestic Fund Transfer - NEFT (Code)	OPFC																																																																																		
OBPM SEPA Direct Debit Network Code	SDCO	Internal Fund Transfer - SI (Code)	BKOP																																																																																		
OBPM Domestic India Fund Transfer Payment Method	TRA	OBPM SEPA Credit Fund Transfer Network Code	STEP2																																																																																		
Corporate Service charges enabled (Y/N)	Y	Self Fund Transfer (Category)	OUPA																																																																																		
Self Fund Transfer With Forex Deal (Category)	OPFX	External Fund Transfer	BKOP																																																																																		
Max. No. of Split Bill Contributors	10	Bill Payment (Category)	FCOK																																																																																		

> ServiceRequest

> Common

Claim Money Link Expiry(days)	3	OBPM Draft Cancellation Payment Mode	C
Internal Fund Transfer (Code)	BKOP	Internal Fund Transfer - SI (Category)	OUPA
Internal Fund Transfer With Forex Deal (Code)	BKOF	SEPA Direct Debit Payments - SI (Code)	SOUC
External Fund Transfer (Category)	OUPA	International Draft (Code)	MCKP
Self Fund Transfer (Code)	BKOP	Enable payee edit in hours after payee creation or modification .	48
Claim Payment URL	https://mumaa012.in.oracle.com	OBPM Domestic India Fund Transfer Clearing System Id Code	INFSC
Domestic Fund Transfer (Category)	OUPA	Domestic Fund Transfer - RTGS (Code)	OPFD
OBPM International Draft Network Code	INS_ISSUE	International Fund Transfer With Forex Deal (Code)	FTOC
Domestic Fund Transfer - SI - NEFT (Category)	OUPA	OBPM Self Fund Transfer Network Code	BOOK
OBPM International Draft Instrument Code	MNGRCHQ	International Fund Transfer (Code)	FTOC
Domestic Fund Transfer - RTGS - SI (Code)	OPFD	Retail Service charges enabled (Y/N)	Y
OBPM Domestic India Save Template?	N	Network suggestion (Y/N)	Y
Peer to Peer Payment (Category)	POUP	Internal Fund Transfer (Category)	OUPA
Max Multiple Bill Payment Limit for Retail Users	5	Self Fund Transfer - SI (Category)	OUPA
SEPA Credit Payment - SI (Code)	SOPC	SEPA Credit Payment - SI (Category)	OUPA
OBPM International Fund Transfer Network Code	SWIFT	Max Multiple Bill Payment Limit for Corporate Users	5
Max Multiple Transfer Limit for Retail Users	5	OBPM Payment Transaction Type Outward	O
OBPM Home Branch Code	AT4	OBPM Source Code	FCAT
Internal Transfer With Forex Deal (Category)	OPFX	OBPM Host IP Address	10.184.155.74
OBPM Domestic Draft Instrument Code	DEMANDFT	Peer to Peer External Payment (Category)	PFOU
Domestic Fund Transfer - RTGS - SI (Category)	OUPA	Domestic Fund Transfer - RTGS (Category)	OUPA
Payee Photo - Retail (Y/N)	Y	OBPM Domestic India Fund Transfer Network Code	TARGET2
OBCL WS Version Number	141	SEPA Credit Payment (Code)	OOPC
Domestic Fund Transfer (Code)	OPEX	OBPM Payment Transaction Type Inward	I
Peer to Peer Internal Payment (Category)	PFOU		

Save
Cancel

Copyright © 2006, 2020, Oracle and/or its affiliates. All rights reserved. | Security Information | Terms and Conditions

Field Description

Field Name	Description
OBPM Instructed Currency Indicator	Displays the OBPM instructed currency indicator and available for edit.
Domestic Fund Transfer-SI-NEFT (Code)	Displays the product code for domestic fund transfer with standing instructions and network type NEFT and available for edit.
Bill Payment (Code)	Displays the product code for bill payments and available for edit.
OBPM User Id	Displays the user id for OBPM and available for edit.
OBPM Host Code	Displays the host code for OBPM.

Field Name	Description
Max Multiple Transfer Limit for Corporate Users	Displays the maximum number of fund transfer that a corporate user can initiate in one go and available for edit.
SEPA Direct Debit Payments - SI (Category)	Displays the product category for SEPA direct debit payments with standing instructions and available for edit.
Peer to Peer External Payment (Code)	Displays the product code for peer to peer external payments and available for edit.
OBPM Domestic Draft Network Code	Displays the network code for OBPM domestic draft and available for edit.
UPI Request Money Max. Expiry Period (in days)	Displays the number of days after which the UPI request for money gets expired.
OBPM Domestic India Prefunded Payments?	Displays whether there is a prefunded payment for OBPM domestic India and available for edit.
OBPM Host Port Number	Displays the OBPM host port number and available for edit.
Peer to Peer Payment (Code)	Displays the product code for peer to peer payments and available for edit.
External Payment Redirection URL	Displays the URL for the external payments and available for edit.
SEPA Credit Payment (Category)	Displays the product category for SEPA credit payments and available for edit.
OBPM Domestic Draft Payment Type	Displays the OBPM Payment for domestic draft type of transaction and available for edit.
Domestic Fund Transfer - NEFT (Category)	Displays the product category for domestic fund transfer with network type as NEFT and available for edit.
Process payment to next working day enabled (Y/N)	Displays whether the processing of payments for next working day is enabled and available for edit.
Max Invalid Attempts - Security PIN	Displays the number of invalid attempts allowed if entering the wrong PIN and available for edit.
Payee Photo - Corporate (Y/N)	Displays whether the feature of payee photo for corporate user is enabled or not and available for edit.
OBPM International Draft Payment Type	Displays the OBPM Payment for international draft type of transaction and available for edit.

Field Name	Description
OBPM Source Code	Displays the source code for OBPM and available for edit.
OBPM WS Version Number	Displays the version number for OBPM host Web Service and available for edit.
SEPA Direct Debit Payments - SI (Category)	Displays the product category for SEPA direct debit payments with standing instructions and available for edit.
Self Fund Transfer - SI (Code)	Displays the product code for self fund transfer with standing instructions and available for edit.
OBPM Internal Fund Transfer Network Code	Displays the network code for OBPM internal fund transfer and available for edit.
Self Fund Transfer with Forex Deal (Code)	Displays the product code for self fund transfer with forex deal and available for edit.
SEPA Direct Debit Payments (Code)	Displays the product code for SEPA direct debit payments and available for edit.
Number of Days To Check Upcoming Payments	Displays the number of days within which upcoming payments are due to a payee and available for edit.
Peer to Peer Internal Payment (Code)	Displays the product code for peer to peer internal payments and available for edit.
Enable Upcoming Payment Check (Y/N)	Displays if the system needs to check for upcoming scheduled transfers (via Standing Instructions or Pay Later) due to a payee and available for edit.
Domestic Fund Transfer - NEFT (Code)	Displays the product code for domestic fund transfer with network type NEFT and available for edit.
OBPM SEPA Direct Debit Network Code	Displays network code for OBPM SEPA direct debit and available for edit.
Internal Fund Transfer - SI (Code)	Displays the product code for internal transfer with standing instructions.
OBPM Domestic India Fund Transfer Payment Method	Displays the mode of fund transfer and payment method for OBPM domestic India and available for edit.
OBPM SEPA Credit Fund Transfer Network Code	Displays the network code for OBPM SEPA credit fund transfer and available for edit.
Corporate Service charges enabled (Y/N)	Displays whether the corporate service charge is enabled or not and available for edit.

Field Name	Description
Self Fund Transfer (Category)	Displays the product category for self fund transfer and available for edit.
Self Fund Transfer With Forex Deal (Category)	Displays the product category for self fund transfer with forex deal and available for edit.
External Fund Transfer	Displays the product code/ category for external fund transfer and available for edit.
Max. No. of Split Bill Contributors	Displays the number of users that can contribute for splitting a bill and available for edit.
Bill Payment (Category)	Displays the product category for bill payments and available for edit.
Claim Money Link Expiry (days)	Displays the number of days after which the claim money link will expire and available for edit.
OBPM Draft Cancellation Payment Mode	Displays the payment mode for OBPM draft cancellation.
Internal Fund Transfer (Code)	Displays the product code for internal fund transfer and available for edit.
Internal Fund Transfer - SI (Category)	Displays the product category for internal transfer with standing instructions and available for edit.
Internal Fund Transfer with Forex Deal (Code)	Displays the product code for internal fund transfer with forex deal and available for edit.
SEPA Direct Debit Payments SI - (Code)	Displays product code for SEPA direct debit payments and available for edit.
External Fund Transfer (Category)	Displays the product category for external fund transfer and available for edit.
International Draft (Code)	Displays the product code for international draft and available for edit.
Self Fund Transfer (Code)	Displays the product code for self fund transfer and available for edit.
Enable payee edit in hours after payee creation or modification	Displays the time in hours for the payee to be enabled for modification after its creation and available for edit.

Field Name	Description
Claim Payment URL	Displays the claim payment URL for the beneficiary to claim money and available for edit.
OBPM Domestic India Fund Transfer Clearing System Id Code	Displays the clearing system Id code for OBPM Domestic India fund transfer and available for edit.
Domestic Fund Transfer (Category)	Displays the product category for domestic fund transfer and available for edit.
Domestic Fund Transfer - RTGS (Code)	Displays the product code for domestic fund transfer with network type as RTGS and available for edit.
OBPM International Draft Network Code	Displays the network code for OBPM international draft and available for edit.
International Fund Transfer with Forex Deal (Code)	Displays the product code for international fund transfer with forex deal and available for edit.
Domestic Fund Transfer-SI-NEFT (Category)	Displays the product category for domestic fund transfer with standing instructions and network type NEFT.
OBPM Self Fund Transfer Network Code	Displays the network code for OBPM self fund transfer and available for edit.
OBPM International Draft Instrument Code	Displays the instrument code for OBPM international draft and available for edit.
International Fund Transfer (Code)	Displays the product code for international fund transfer transaction and available for edit.
Domestic Fund Transfer- RTGS - SI (Code)	Displays the product code for domestic fund transfer with standing instructions and network type as RTGS and available for edit.
Retail Service Charge Enabled (Y/N)	Displays whether the retail service charge is enabled or not and available for edit.
OBPM Domestic India Save Template?	Displays whether the OBPM domestic India template is saved or not and available for edit.
Network Suggestion (Y/N)	Displays whether the network suggestion is enabled or not and available for edit.
Peer to Peer Payment (Category)	Displays the product category for peer to peer payments and available for edit.

Field Name	Description
Internal Fund Transfer(Category)	Displays the product category for internal fund transfer and available for edit.
Max Multiple Bill Payment Limit for Retail Users	Displays the maximum number of bill payments that a retail user can initiate in one go and available for edit.
Self Fund Transfer - SI (Category)	Displays the product category for self fund transfer with standing instructions and available for edit.
SEPA Credit Payment -SI (Code)	Displays the product code for SEPA credit payments with standing instructions and available for edit.
SEPA Credit Payment - SI(Category)	Displays the product category for SEPA credit payments with standing instructions and available for edit.
OBPM International Fund Transfer Network Code	Displays the network code for OBPM international fund transfer and available for edit.
Max Multiple Bill Payment Limit for Corporate Users	Displays the maximum number of bill payments that a corporate user can initiate in one go and available for edit.
Max Multiple Transfer Limit for Retail Users	Displays the maximum number of fund transfer that a retail user can initiate in one go and available for edit.
OBPM Payment -Transaction Type Outward	Displays the OBPM Payment for outward type of transaction and available for edit.
OBPM Home Branch Code	Displays the code for OBPM home branch and available for edit.
OBPM Source Code	Displays the source code for OBPM and available for edit.
Internal Fund Transfer with Forex Deal (Category)	Displays the product category for internal fund transfer with forex deal and available for edit.
OBPM Host IP Address	Displays the host IP address for OBPM and available for edit.
OBPM Domestic Draft Instrument Code	Displays the instrument code for OBPM domestic draft and available for edit.
Peer to Peer External Payment (Category)	Displays the category for peer to peer external payments.
Domestic Fund Transfer - RTGS - SI (Category)	Displays the product category for domestic fund transfer with standing instructions and network type as RTGS and available for edit.

Field Name	Description
Domestic Fund Transfer - RTGS (Category)	Displays the product category for domestic fund transfer with network type as RTGS and available for edit.
Payee Photo - Retail (Y/N)	Displays whether the feature of payee photo for retail user is enabled or not and available for edit.
OBPM Domestic India Fund Transfer Network Code	Displays the network code for OBPM domestic India fund transfer and available for edit.
OBCL WS Version Number	Displays the version number for OBCL host Web Service and available for edit.
SEPA Credit Payment (Code)	Displays the product code for SEPA credit payments and available for edit.
Domestic Fund Transfer (Code)	Displays the product code for domestic fund transfer and available for edit.
OBPM Payment Transaction Type Inward	Displays the OBPM Payment for inward type of transaction and available for edit.
Peer to Peer Internal Payment (Category)	Displays the product category for peer to peer internal payments and available for edit.

Note: The fields appearing in the System Configuration – Dynamic Module – Payments tab depends on the settings done at the back end and is dynamic in nature.

- Edit the required Payments detail.
- Click **Save** to save the changes.
OR
Click **Cancel** to cancel the transaction.
- The **System Configuration - Dynamic Module – Payment - Review** screen appears. Verify the details, and click **Confirm**.
OR
Click Cancel to cancel the transaction.
OR
Click the Basic Details, Host Details, Bank Details, Branch Details, SMTP or Dynamic Module tabs to view and edit the respective details if required.
- The screen with success message of saving the system configuration along with the status appears. Click **OK** to complete the transaction.

7.1.9 System Configuration – Dynamic Module – Wealth Management – View and Edit

Using this option, system administrator can edit the wealth management details.

To view and edit the Dynamic Module – Wealth Management details:

- Click on **System Configuration** option on the dashboard and navigate to the dynamic module – Wealth Management tab. The default option is 'View'.

System Configuration – Dynamic Module – Wealth Management - View

The screenshot displays the 'System Configuration' interface for 'Entity : Third Party'. The left sidebar contains a list of configuration categories, with 'Dynamic Module' expanded to show sub-categories: Brand, Payment, WealthManagement, OTHERMODULE, ForexDeal, Origination, ServiceRequest, and Common. The main content area shows the following configuration details:

Number of record in Report Generation	50	Date Range Future Date For Standing Instruction	30
Maximum Number of Nominee Allowed	3	Switch Funds of Same Fund House Allowed	true
Number of Investment Account Allowed	3	Number of Operation Allowed in Multiple Order	3

At the bottom left of the configuration area, there are 'Edit' and 'Cancel' buttons.

- Click **Edit** to edit the Dynamic Module – Wealth Management. The **System Configuration - Dynamic Module – Wealth Management** screen appears in editable form.

System Configuration – Dynamic Module – Wealth Management – Edit

The screenshot shows the 'System Configuration' page for the 'Third Party' entity. The left sidebar contains a list of configuration categories, all of which are checked: Basic Details, Bank Details, Branch Details, Currency Payments, SMTP, Third Party Configurations, Dynamic Module, Brand, Payment, WealthManagement, OTHERMODULE, ForexDeal, Origination, ServiceRequest, and Common. The main content area shows the following configuration details:

Number of record in Report Generation	50	Date Range Future Date For Standing Instruction	30
Maximum Number of Nominee Allowed	3	Switch Funds of Same Fund House Allowed	true
Number of Investment Account Allowed	3	Number of Operation Allowed in Multiple Order	3

At the bottom of the configuration area, there are 'Save' and 'Cancel' buttons. The footer of the page contains the copyright notice: 'Copyright © 2006, 2020, Oracle and/or its affiliates. All rights reserved. | Security Information | Terms and Conditions'.

Field Description

Field Name	Description
Number of Record in Report Generation	Displays the value for maximum number of records allowed to be included in report generation and available for edit.
Date range Future Date for Standing Instructions	Displays the date range or future date for the standing instruction to be executed and available for edit.

Field Name	Description
Maximum Number of Nominees Allowed	Displays the maximum number of nominees that can be added in an investment account.
Switch Funds of Same Fund House Allowed	Displays whether the user is allowed to switch the funds between the same fund house and available for edit.
Number of Investments Account Allowed	Displays the value for maximum number of investment accounts allowed to be opened by a user and available for edit.
Number of Operations Allowed in Multiple Order	Displays the maximum number of operations allowed in multiple order and available for edit.

- In the **Number of Record in Report Generation** field, edit the value, if required.
- In the **Date range Future Date for Standing Instructions** field, edit the value for date range/ future date, if required.
- In the **Maximum Number of Nominees Allowed** field, edit the value for number of nominee, if required.
- In the **Switch Funds of Same Fund House Allowed** field, edit the flag, if required.
- In the **Number of Investments Account Allowed** field, edit the value, if required.
- In the **Number of Operations Allowed in Multiple Order** field, edit the value, if required.
- Click **Save** to save the changes.
OR
Click **Cancel** to cancel the transaction.
- The **System Configuration - Dynamic Module – Wealth Management - Review** screen appears. Verify the details, and click **Confirm**.
OR
Click **Cancel** to cancel the transaction.
OR
Click the Basic Details, Bank Details, Branch Details, SMTP, or Dynamic Module tabs to view and edit the respective details if required.
- The screen with success message along with the reference number and status appears. Click **OK** to complete the transaction.

7.1.10 System Configuration – Dynamic Module – Other Module – View and Edit

Using this option, system administrator can edit the Other module details.

To view and edit the Dynamic Module – Other Module details:

- Click on **System Configuration** option on the dashboard and navigate to the dynamic module – Other Module tab. The default option is **'View'**.

System Configuration – Dynamic Module – Other Module – View

The screenshot displays the Oracle Futura Bank System Configuration interface. The top navigation bar includes 'futura bank' and user information: 'Welcome, Sam David', 'Last login 30 May 09:57 PM'. The main content area is titled 'System Configuration' and shows a breadcrumb trail: 'IXBU13 > Third Party1 > UBS 14.3 AT3 Branch > UBS 14.4 HEL Branch > UBS 14.4 AT3 Branch > OBPM HEL Branch 14.2 > UBS 14.3 AT3 OBDXBU11 > Third Party > OBTFPM 14.3 > RI'. Below this, there's a 'Select Host' dropdown set to 'Third Party'. The main configuration area is titled 'Entity : Third Party' and contains a table of configuration parameters. A left-hand sidebar lists various configuration categories, with 'Dynamic Module' selected and expanded to show sub-categories like 'Brand', 'Payment', 'WealthManagement', 'OTHERMODULE', 'ForexDeal', 'Origination', and 'ServiceRequest'.

Category	Parameter Name	Value	Parameter Name	Value
Basic Details	Application Server Port for Oracle Business Intelligence Publisher	9502	OBVAM User Id	SAVITHA
	Limits Effective from Same Day (Y/N)	Y		
Bank Details	OBCFPM Port	7531	Liquidity Management Qualified (Y/N)	Y
	Allow Multiple Goods (Y/N)	N		
Currency Payments	Number of Cheque Books enabled (Y/N)	Y	IPM Host port	16000
	OBVAM Transaction Default Currency	GBP	OBSCF IP	whf00agj.in.oracle.com
SMTP	Administrator Supported Auth Type	OTP~R_SOFT_TOKEN~T_SOFT_TOKEN~SEC_QUE	OBVAM Server Port for Oracle Financial Lending and Leasing	7003
	Supported Auth Type for Transactions	OTP~SOFT_TOKEN	Anonymous Security Policy	oracle/wss_username_token_client_policy
Dynamic Module	Oracle Live Experience Cloud User ID	oraclefsgbuobdx	Host Server IP for Oracle Financial Lending and Leasing	10.184.132.101
	Handoff File Path for UBS	/scratch/obdx/wls/handoff/UBS	OBVAM Port	7003
Payment	Deposit Installment Amount Limit	50000	Live Experience Host IP	live.oraclecloud.com
	Currency Support In Approval Rules	true	OBVAM No. of Remitters Limit	2
OTHERMODULE	Host Server Port for Oracle FLEXCUBE Universal Banking	7860	Identification Types	REMOTE_CLOSE_ENUM
	Fetch Guarantee Type from Host (Y/N)	Y	Date Default	CURRENT
ServiceRequest	OBVAM Branch Code	000	Application Server for Oracle FLEXCUBE Universal Banking	mum00chm.in.oracle.com
	Application Server Port for Oracle Banking Platform		Application Server for Oracle Banking Platform	
Origination	IDCS Connection Scheme	https	Supported Auth Type for Login	OTP~R_SOFT_TOKEN~T_SOFT_TOKEN~SEC_QUE
	ELCM Host port	7103	OBCLPM Port	8003
ForexDeal	Handoff File Path for UBS	/scratch/obdx/wls/handoff/ECODE	OAUTH IP	mum00boa
	Allow Multiple Goods (Y/N)			

System Configuration – Host System as Third Party

> Common

Handoff File Path for FCORE	/scratch/obdx/wls/handoff/FCORE	Allow Touch Point Level Limit Definition (Y/N)	Y
IDCS OBDCClient Id		FATCA Compliance check required(Y/N)	Y
Supported Soft Token	R_SOFT_TOKEN	IDCS Host Port	443
OBLM Maker Id	OBDXLMADMIN1	OBVAM Transaction Code	000
OBLM User Id	LMADMIN1	TD Pool Code	POOL1
Live Experience Host Port	443	OBLM Checker Id	OBDXLMADMIN2
MO IP	10.184.160.23	OBVAM Push_OOB	10.40.64.235
Retail User Supported Auth Type	OTP~R_SOFT_TOKEN~T_SOFT_TOKEN~SEC_	Application Server Port for Oracle FLEXCUBE Universal Banking	13003
Oracle Live Experience Cloud Tenant ID	oraclefsgbuobdx	OBVAM Offset Transaction Code	000
IDCS Host IP	obdx-tenant01.identity.c9dev0.oc9qadev.com	OAUTH Port	18003
Anonymous Security Key Name	origination_owsm_key	OBVAM Remitter Record Status	0
Application Server IP for Oracle Business Intelligence Publisher	10.40.136.72	Corporate User Supported Auth Type	OTP~R_SOFT_TOKEN~T_SOFT_TOKEN~SEC_
ELCM HOST IP	10.184.151.55	IPM Host application name	FLEXCUBE
Host Server IP for Oracle FLEXCUBE Universal Banking	10.184.135.59	MO Port	7003
Duration of future start date in days.	180	Flag to enable SSL	false
Feedback for a Transaction	ALWAYS	IPM Host IP address	10.184.155.231
OBSCF Port	7003	OBLM IP	10.184.158.191
Host WSDL Version	THP	OBVAM Source Code	OBDX
OBCLPM IP	whf00agl	Open Term Deposit Threshold Amount	50000
Virtual Account Management Qualified(Y/N)	N	OBCL HOST IP	10.184.159.212
OBLM Branch Code	LMB	OBLM App Id - Fetch Account Details	LMM
OBVAM IP	10.184.160.23	Duration of Active Program in days	1000
UBS File Handoff Host Port	5039	UBS File Handoff Host IP	10.184.155.74
OBCL Host port	8555	Supported Auth Type for Transactions	OTP
Deposit Cumulative Amount Limit	500000	Maximum Length of File	5242880
Maximum Records for File Uploads	10000	Auth Type for Wallet Registration	OTP
OBSCF token expiry time in seconds	10		

Edit
Cancel

Copyright © 2006, 2020, Oracle and/or its affiliates. All rights reserved. | Security Information | Terms and Conditions

- Click **Edit** to edit the Dynamic Module – Other Module details. The **System Configuration - Dynamic Module – Other Module** screen appears in editable form.

System Configuration – Dynamic Module – Other Module – Edit

ATM/Branch
English
UBS 14.3 AT3 Branch

futura bank
Welcome, Sam David
Last login 03 Jun 11:28 AM

System Configuration

<
IXBU13
Third Party1
UBS 14.3 AT3 Branch
UBS 14.4 HEL Branch
UBS 14.4 AT3 Branch
OBPM HEL Branch 14.2
UBS 14.3 AT3 OBDXBU11
Third Party
OBTFPM 14.3
RI
>

Select Host Third Party

Entity : Third Party

- Basic Details
- Bank Details
- Branch Details
- Currency Payments
- SMTP
- Third Party Configurations
- Dynamic Module
 - > Brand
 - > Payment
 - > WealthManagement
 - > OTHERMODULE
 - > ForexDeal
 - > Origination
 - > ServiceRequest

Application Server Port for Oracle Business Intelligence Publisher Limits Effective from Same Day (Y/N)	9502	OBVAM User Id	SAVITHA
OBCFPM Port	7531	Liquidity Management Qualified (Y/N)	Y
Allow Multiple Goods (Y/N)	N	Number of Cheque Books enabled (Y/N)	Y
OBVAM Transaction Default Currency	GBP	IPM Host port	16000
Administrator Supported Auth Type	OTP~R_SOFT_TOKEN~T_SOFT	OBSCF IP	whf00agj.in.oracle.com
Supported Auth Type for Transactions	OTP~SOFT_TOKEN	Host Server Port for Oracle Financial Lending and Leasing	7003
Oracle Live Experience Cloud User ID	oraclefsgbuobdx	Anonymous Security Policy	oracle/wss_username_token_cli
Handoff File Path for UBS	/scratch/obdx/wls/handoff/UBS	Host Server IP for Oracle Financial Lending and Leasing	10.184.132.101
Deposit Installment Amount Limit	50000	OBVAM Port	7003
Currency Support In Approval Rules	true	Live Experience Host IP	live.oraclecloud.com
Host Server Port for Oracle FLEXCUBE Universal Banking	7860	OBVAM No. of Remitters Limit	2
Fetch Guarantee Type from Host (Y/N)	Y	Identification Types	REMOTE_CLOSE_ENUM
OBVAM Branch Code	000	Date Default	CURRENT
Application Server Port for Oracle Banking Platform		Application Server for Oracle FLEXCUBE Universal Banking	mum00chm.in.oracle.com
IDCS Connection Scheme	https	Application Server for Oracle Banking Platform	
ELDM Host port	7103	Supported Auth Type for Login	OTP~R_SOFT_TOKEN~T_SOFT
Handoff File Path for FCOPE	/scratch/obdx/wls/handoff/FCOPE	OBCLPM Port	8003
IDCS OBDCClient Id		OAUTH IP	mum00boa
		Allow Touch Point Level Limit Definition (Y/N)	Y
		FATCA Compliance check required(Y/N)	Y

Supported Soft Token	R_SOFT_TOKEN	IDCS Host Port	443
OBLM Maker Id	OBDXLMADMIN1	OBVAM Transaction Code	000
OBLM User Id	LMADMIN1	TO Pool Code	POOL1
Live Experience Host Port	443	OBLM Checker Id	OBDXLMADMIN2
MO IP	10.184.160.23	OBCPFM IP	10.40.64.235
Retail User Supported Auth Type	OTP~R_SOFT_TOKEN~T_SOFT	Application Server Port for Oracle FLEXCUBE Universal Banking	13003
Oracle Live Experience Cloud Tenant ID	oraclefsgbuobdx	OBVAM Offset Transaction Code	000
IDCS Host IP	obdx-tenant01.identity.c9dev0.c	OAUTH Port	18003
Anonymous Security Key Name	origination_lowsm_key	OBVAM Remitter Record Status	0
Application Server IP for Oracle Business Intelligence Publisher ELCM HOST IP	10.40.136.72	Corporate User Supported Auth Type	OTP~R_SOFT_TOKEN~T_SOFT
ELCM HOST IP	10.184.151.55	IPM Host application name	FLEXCUBE
Host Server IP for Oracle FLEXCUBE Universal Banking	10.184.135.59	MO Port	7003
Duration of future start date in days	180	Flag to enable SSL	false
Feedback for a Transaction	ALWAYS	IDCS OBDXClient Secret	
OBSCF Port	7003	Host WSDL Version	THP
IPM Host IP address	10.184.155.231	OBCLPM IP	whf00agl
OBLM IP	10.184.158.191	Virtual Account Management Qualified(Y/N)	N
OBVAM Source Code	OBDX	OBLM Branch Code	LMB
Open Term Deposit Threshold Amount	50000	OBVAM IP	10.184.160.23
OBCL HOST IP	10.184.159.212	UBS File Handoff Host Port	5039
OBTFPM User Id For Initiate LC		OBCL Host port	8555
OBLM App Id - Fetch Account Details	LMM	Deposit Cumulative Amount Limit	500000
Duration of Active Program in days	1000	Maximum Records for File Uploads	10000
UBS File Handoff Host IP	10.184.155.74	OBSCF token expiry time in seconds	10
Supported Auth Type for Transactions	OTP		
Maximum Length of File	5242880		
Auth Type for Wallet Registration	OTP		

Field Description

Field Name	Description
OBLM Port	Displays the port for the OBLM host system and available for edit. It is not mandatory to specify the parameter value for Third Party as the host system.
Application Server Port for Oracle Business Intelligence Publisher	Displays the port number for Oracle Business Intelligence Publisher host system and available for edit.
OBVAM User Id	Displays the User ID set for all transactions on OBVAM via OBDX and available for edit.
Limits Effective from Same Day (Y/N)	Displays whether the limits are effective from the same day or next day and available for edit.

Field Name	Description
OBCFPM Port	Displays the port for the OBCFPM host system and available for edit.
Liquidity Management Qualified (Y/N)	Displays whether the host is qualified with liquidity management and available for edit.
Allow Multiple Goods (Y/N)	Displays whether multiple goods are allowed or not and available for edit. It is not mandatory to specify the parameter value for Third Party as the host system.
Number of Cheque Books enabled (Y/N)	Displays whether the number of cheque books flag is enabled or not and available for edit.
IPM Host port	Displays the port number of the IPM host system and available for edit. It is not mandatory to specify the parameter value for Third Party as the host system.
OBVAM Transaction Default Currency	Displays the default currency for OBVAM transaction and available for edit.
OBSCF IP	Displays the IP address for OBSCF and available for edit.
Administrator Supported Auth Type	Displays the authorization type supported by the application for administrator users and available for edit.
Host Server Port for Oracle Financial Lending and Leasing	Displays the host server port for Oracle Financial Lending and Leasing system and available for edit.
Supported Auth Type for Transactions	Displays the authorization type supported by the application for the transactions and available for edit.
Anonymous Security Policy	Displays the security policy for anonymous user and available for edit. It is not mandatory to specify the parameter value for Third Party as the host system.
Oracle Live Experience Cloud User ID	Displays the User ID for Oracle cloud live experience system and available for edit.
Host Server IP for Oracle Financial Lending and Leasing	Displays the host server IP of Oracle Financial Lending and Leasing host system and available for edit.
Handoff File Path for UBS	Displays the hand-off file path for UBS host system and available for edit.
OBVAM Port	Displays the port for the OBVAM host system and available for edit. It is not mandatory to specify the parameter value for Third Party as the host system.

Field Name	Description
Live Experience Host IP	Displays the host IP address for the live chat and available for edit.
Deposit Installment Amount Limit	Displays the maximum limit for the deposit installment amount and available for edit.
OBVAM No. of Remitters List	Displays the number of remitter lists maintained in OBVAM and available for edit. It is not mandatory to specify the parameter value for Third Party as the host system.
Currency Support In Approval Rules	Displays if currency as a parameter is supported in approval rules and available for edit.
Identification Types	Displays the identification type whether it is from local or remote and available for edit.
Host Server Port for Oracle FLEXCUBE Universal Banking	Displays the host server port for Oracle FLEXCUBE Universal Banking host system and available for edit.
Date Default	Displays the default date for the system and available for edit. It is not mandatory to specify the parameter value for Third Party as the host system.
Fetch Guarantee Type from Host (Y/ N)	Displays whether the fetching of guarantee type from host is required or not and available for edit.
Application Server for Oracle FLEXCUBE Universal Banking	Displays the application server for Oracle FLEXCUBE Universal Banking host system and available for edit.
OBVAM Branch Code	Displays the bank branch code maintained in OBVAM and available for edit. It is not mandatory to specify the parameter value for Third Party as the host system.
Application Server for Oracle Banking Platform	Displays the address of the application server host for Oracle Banking Platform and available for edit.
Application Server Port for Oracle Banking Platform	Displays the port of the application server for Oracle Banking Platform and available for edit.
Supported Auth Type for Login	Displays the authorization type supported by the application for logging in the application for the users and available for edit.
IDCS Connection Scheme	Displays the IDCS connection scheme and available for edit.

Field Name	Description
OBCLPM Port	Displays the port for the OBCLPM host system and available for edit. It is not mandatory to specify the parameter value for Third Party as the host system.
ELCM Host Port	Displays the host port set for ELCM and available for edit.
OAuth IP	Displays the IP address for OAuth and available for edit.
Handoff File Path for FCORE	Displays the hand-off file path for FCORE host system and available for edit.
Allows Touch Point Level Limit Definition (Y/N)	Displays whether the touch point level limit definition is allowed or not and available for edit.
IDCS OBDX Client Id	Displays the IDCS OBDX client unique identification number and available for edit.
FATCA Compliance check required (Y/ N)	Displays whether the FATCA compliance check is required or not and available for edit. It is not mandatory to specify the parameter value for Third Party as the host system.
Supported Soft Token	Displays the supported soft token type and available for edit.
OBLM Maker ID	Displays the administrator maker ID for all the transaction of OBLM and available for edit.
IDCS Host Port	Displays the port number of the IDCS host system and available for edit.
OBLM User ID	Displays the user ID for all the transaction of OBLM and available for edit.
OBSCF token expiry time in seconds	Displays the token refresh time in seconds for the API calls for OBSCF and available for edit.
OBVAM Transaction Code	Displays the transaction code for OBVAM and available for edit. It is not mandatory to specify the parameter value for Third Party as the host system.
Live Experience Host Port	Displays the port for the live chat host system and available for edit.
TD Pool Code	Displays the pool code for TD account type and available for edit. It is not mandatory to specify the parameter value for Third Party as the host system.

Field Name	Description
MO IP	Displays the host IP address for the MO and available for edit.
OBLM Checker ID	Displays the administrator checker ID for all the transaction of OBLM and available for edit.
Retail User Supported Auth Type	Displays the authorization type supported by the application for retail users and available for edit.
OBCFPM IP	Displays the host IP address for the OBCFPM and available for edit.
Oracle Live Experience Cloud Tenant ID	Displays the Cloud Tenant ID defined for Oracle Live Experience and available for edit.
Application Server Port for Oracle FLEXCUBE Universal Banking	Displays the application server port for Oracle FLEXCUBE Universal Banking and available for edit.
IDCS Host IP	Displays the Host IP of the IDCS host system and available for edit.
OBVAM Offset Transaction Code	Displays the offset transaction code for OBVAM and available for edit.
Anonymous Security Key Name	Displays the security key name and available for edit. It is not mandatory to specify the parameter value for Third Party as the host system.
OAuth Port	Displays the port for the OAuth and available for edit.
Application Server IP for Oracle Business Intelligence Publisher	Displays the application server IP of the Oracle Business Intelligence Publisher host system and available for edit.
OBVAM Remitter Record Status	Displays the remitter record status for OBVAM and available for edit.
ELCM Host IP	Displays the host IP address for ELCM and available for edit.
Corporate User Supported Auth Type	Displays the authorization type supported by the application for corporate users and available for edit.
Host Server IP for Oracle FLEXCUBE Universal Banking	Displays the host server IP of the Oracle FLEXCUBE Universal Banking system and available for edit.

Field Name	Description
IPM Host application name	Displays the IPM host application name and available for edit. It is not mandatory to specify the parameter value for Third Party as the host system.
Duration of future start date in days	Displays the duration of future start date for the Programs and available for edit.
MO Port	Displays the port number for Mid Office applications (for common document upload and download service across the mid offices) and available for edit.
Feedback for a Transaction	Displays whether the feedback for a transaction is required and available for edit.
Flag to enable SSL	Displays the flag for SSL needs to be enabled and available for edit.
OBSCF Port	Displays the port number of the OBSCF host system and available for edit.
IDCS OBDX Client Secret	Displays the IDCS OBDX client secret number and available for edit.
IPM Host IP address	Displays the IP address for the IPM host system and available for edit. It is not mandatory to specify the parameter value for Third Party as the host system.
Host WSDL Version	Displays the host WSDL version number. It is not mandatory to specify the parameter value for Third Party as the host system. This field is available for edit.
OBLM IP	Displays the host IP address for the OBLM and available for edit. It is not mandatory to specify the parameter value for Third Party as the host system.
OBCLPM IP	Displays the host IP address for the OBCLPM and available for edit. It is not mandatory to specify the parameter value for Third Party as the host system.
OBVAM Source Code	Displays the code for the source of API for OBVAM and available for edit.
Virtual Account Management Qualified (Y/N)	Displays whether the host is qualified with virtual account management and available for edit.
Open Term Deposit Threshold Amount	Specify the threshold amount for PAN validation for term deposit opening and available for edit.

Field Name	Description
OBLM Branch Code	Displays the bank branch code maintained in OBLM and available for edit.
OBCL Host IP	Displays the host IP address for OBCL and available for edit.
OBVAM IP	Displays the host IP address for the OBVAM and available for edit. It is not mandatory to specify the parameter value for Third Party as the host system.
UBS File Handoff Host Port	Displays the port number for UBS file handoff system and available for edit.
OBLM App Id - Fetch Account Details	Displays the OBLM application ID to fetch details of all the OBLM accounts and available for edit.
OBCL Host Port	Displays the host port set for OBCL and available for edit.
Duration of Active Programs in Days	Displays the duration of active programs in days and available for edit.
Deposit Cumulative Amount Limit	Displays the maximum limit to deposit the cumulative amount and available for edit.
UBS File Handoff Host IP	Displays the host IP address for UBS file handoff and available for edit.
Supported Auth Type for Transactions	Displays the authorization type supported by the application for the transactions and available for edit.

Note:

- 1) The fields appearing in the System Configuration – Dynamic Module – Other Module tab depends on the settings done at the back end and is dynamic in nature.
- 2) The mandatory parameters required are same as that defined in Dynamic Module – Other described in the create section above for Third Party host system.

- Edit the required Other Module details.
- Click **Save** to save the changes.
OR
Click **Cancel** to cancel the transaction.

- The **System Configuration - Dynamic Module – Other Module - Review** screen appears. Verify the details, and click Confirm.
OR
Click **Cancel** to cancel the transaction.
OR
Click the Basic Details, Bank Details, Branch Details, SMTP or Third Party Configuration tabs to view and edit the respective details.
- The screen with success message along with the reference number and status appears. Click **OK** to complete the transaction.

7.1.11 System Configuration - Dynamic Module - Origination – View and Edit

Origination module is not supported with Third Party host system.

7.1.12 System Configuration – Dynamic Module – Service Request – View and Edit

Using this option, the system administrator maintains the service request. These configurations once defined can be viewed and edited.

To view and edit the dynamic module – Service Request details:

- Click on **System Configuration** option on the dashboard and navigate to the dynamic module – Service Request tab. The default option is ‘View’.

System Configuration - Dynamic Module – Service Request - View

The screenshot displays the 'System Configuration' page for 'Third Party' in the Futura Bank system. The interface includes a navigation bar with 'ATM/Branch', 'English', and 'UBS 14.3 AT3 Branch'. The main content area shows a breadcrumb trail: 'IXBUT3 > Third Party1 > UBS 14.3 AT3 Branch > UBS 14.4 HEL Branch > UBS 14.4 AT3 Branch > OBPM HEL Branch 14.2 > UBS 14.3 AT3 OBDXBU11 > Third Party > OBTFPM 14.3 > RI'. Below this, the 'Entity : Third Party' details are shown, including a sidebar with expandable sections like 'Basic Details', 'Bank Details', 'Branch Details', 'Currency Payments', 'SMTP', 'Third Party Configurations', 'Dynamic Module', 'Brand', 'Payment', 'WealthManagement', 'OTHERMODULE', 'ForexDeal', 'Origination', 'ServiceRequest', and 'Common'. The 'Dynamic Module' section is expanded, showing 'Service Request Persistence Type' as 'INTERNAL' and 'Service Request Turnaround Time' as '5'. The 'Request Submission Expiration Duration (in days)' is set to '120'. At the bottom, there are 'Edit' and 'Cancel' buttons.

- Click **Edit** to edit the Dynamic Module – Service Request details. The **System Configuration - Dynamic Module – Service Request** screen appears in editable form.

System Configuration - Dynamic Module – Service Request - Edit

The screenshot shows the Oracle System Configuration interface for editing a Service Request for a Third Party. The interface includes a breadcrumb trail at the top: < XBU13 > Third Party1 > UBS 14.3 AT3 Branch > UBS 14.4 HEL Branch > UBS 14.4 AT3 Branch > OBPM HEL Branch 14.2 > UBS 14.3 AT3 OBDXBU11 > **Third Party** > OBTFFPM 14.3 > RI >. The main configuration area is titled "Entity : Third Party" and contains a sidebar with navigation options: Basic Details, Bank Details, Branch Details, Currency Payments, SMTP, Third Party Configurations, Dynamic Module, Brand, Payment, WealthManagement, OTHERMODULE, ForexDeal, Origination, ServiceRequest, and Common. The main configuration area has two fields: "Service Request Persistence Type" with a value of "INTERNAL" and "Request Submission Expiration Duration (in days)" with a value of "120". There is also a "Service Request Turnaround Time" field with a value of "5". At the bottom of the configuration area are "Save" and "Cancel" buttons. The footer of the interface contains the text: "Copyright © 2006, 2020, Oracle and/or its affiliates. All rights reserved. | Security Information | Terms and Conditions".

Field Description

Field Name	Description
Request Submission Expiration Duration (in days)	Displays the number of days after which service requests gets expired after submission and is available for edit.
Service Request Persistent Type	Displays the persistent type for service request and available for edit.

Field Name	Description
Service Request Turnaround Time	Displays the turnaround time for service request and available for edit.

- In the **Request Submission Expiration Duration (in days)** field, edit the values for expiration duration, if required.
- In the **Service Request Persistent Type** field, edit the persistent type for service request, if required.
- In the **Service Request Turnaround Time** field, edit the values, if required.
- Click **Save** to save the changes.
OR
Click **Cancel** to cancel the transaction.
- The **System Configuration - Dynamic Module – Service Request - Review** screen appears. Verify the details, and click Confirm.
OR
Click **Cancel** to cancel the transaction. OR
Click the Basic Details, Bank Details, Branch Details, SMTP, Third Party or Dynamic Module tabs to view and edit the respective details if required.
- The screen with success message along with the reference number and status appears. Click **OK** to complete the transaction.

7.1.13 System Configuration – Dynamic Module – Common – View and Edit

Using this option, the system administrator maintains the Common details. These configurations once defined can be viewed and edited.

To view and edit the system configuration - dynamic module – Common details:

- Click on **System Configuration** option on the dashboard and navigate to the dynamic module – Common tab. The default option is 'View'.

System Configuration - Dynamic Module – Common - View

The screenshot displays the 'System Configuration' page for 'Third Party' in the Futura Bank system. The page is titled 'System Configuration' and shows a breadcrumb trail: < IXBUT3 > Third Party1 > UBS 14.3 AT3 Branch > UBS 14.4 HEL Branch > UBS 14.4 AT3 Branch > OBPM HEL Branch 14.2 > UBS 14.3 AT3 OBDXBU11 > **Third Party** > OBTFPM 14.3 > RI >. The 'Third Party' tab is selected. Below the breadcrumb, there is a 'Select Host' section with 'Third Party' selected. The main content area is titled 'Entity : Third Party' and contains a list of configuration categories, each with a green checkmark icon: Basic Details, Bank Details, Branch Details, Currency Payments, SMTP, Third Party Configurations, Dynamic Module, Brand, Payment, WealthManagement, OTHERMODULE, ForexDeal, Origination, ServiceRequest, and Common. The 'Dynamic Module' category is expanded, showing a list of sub-categories: Brand, Payment, WealthManagement, OTHERMODULE, ForexDeal, Origination, ServiceRequest, and Common. At the bottom of the configuration area, there are 'Edit' and 'Cancel' buttons. The footer of the page contains the text: 'Copyright © 2006, 2020, Oracle and/or its affiliates. All rights reserved. | Security Information | Terms and Conditions'.

- Click **Edit** to edit the Dynamic Module – Common module details. The **System Configuration - Dynamic Module – Common** screen appears in editable form.

System Configuration - Dynamic Module – Common - Edit

The screenshot shows the Oracle System Configuration interface for a Third Party host system. The top navigation bar includes the 'futura bank' logo, user information 'Welcome, Sam David', and the last login time 'Last login 30 May 09:57 PM'. The main content area is titled 'System Configuration' and displays a breadcrumb trail: '< XBU13 > Third Party1 > UBS 14.3 AT3 Branch > UBS 14.4 HEL Branch > UBS 14.4 AT3 Branch > OBPM HEL Branch 14.2 > UBS 14.3 AT3 OBDXBU11 > Third Party > OBTFPM 14.3 > RI >'. Below the breadcrumb, the 'Select Host' dropdown is set to 'Third Party'. The main configuration area is titled 'Entity : Third Party' and contains a list of modules with checkboxes: 'Basic Details', 'Bank Details', 'Branch Details', 'Currency Payments', 'SMTP', 'Third Party Configurations', 'Dynamic Module', 'Brand', 'Payment', 'WealthManagement', 'OTHERMODULE', 'ForexDeal', 'Origination', 'ServiceRequest', and 'Common'. The 'Dynamic Module' checkbox is checked. To the right of the 'Dynamic Module' checkbox, there is a field labeled 'Batch Redirection Host Port' with an empty input box. At the bottom left of the configuration area, there are 'Save' and 'Cancel' buttons. The footer of the page contains the copyright notice: 'Copyright © 2006, 2020, Oracle and/or its affiliates. All rights reserved. | Security Information | Terms and Conditions'.

Field Description

Field Name	Description
Batch Redirection Host Port	<p>Displays the host port for batch redirection and is available for edit.</p> <p>Note: It should be left blank except for IDCS where it should be OHS Host and Port, e.g. host: port (mum00c:2222)</p>

- In the **Batch Redirection Host Port** field, edit the web address if required.
- Click **Save** to save the entered details.
OR
Click **Cancel** to cancel the transaction.
- The **System Configuration - Dynamic Module – Common - Review** screen appears. Verify the details, and click Confirm.
OR
Click **Cancel** to cancel the transaction.
OR
Click the Basic Details, Bank Details, Branch Details, SMTP or Third Party Configuration tabs to view and edit the respective details.
- The screen with success message along with the reference number and status appears. Click **OK** to complete the transaction.

[Home](#)